APPLICATION FOR BUILDING PERMIT 6207

D075283 Wanganui City Council

Date 07/08/86

THE CITY ENGINEER,

DEAR SIR

I hereby apply for a Building Permit to erect / ~~demolish~~ DWELLING & GARDEN SHED according to site plan and detailed plans, elevation, cross sections and specifications of building deposited herewith in duplicate.

OWNER

Name S. MILLAR

Address 2 PARKES AVE WANGANUI

Phone

BUILDER

Name JONES CONSTRUCTION

Mailing Address 40 MARCIA AVE

Ph. 55-151

Plumber D. FLINTOFF

Mailing Address Ph.

PROPERTY ON WHICH BUILDING IS TO BE ERECTED / DEMOLISHED.

SITE

Street No 12

Street Name DOWNES AVE.

Town / District WANGANUI

LEGAL DESCRIPTION

Valuation Roll No

Lot 17 D.P. S8510

Section Block

Survey District

DESCRIPTION OF PROPOSED WORK AND MAIN PURPOSE OF USE

ERECT A DWELLING & GARDEN SHED

FLOOR AREA DWELLING UNITS

Whole Sq. Meters 94 Number Erected

NATURE OF PERMIT (TICK BOX)

- [x] NEW BUILDING - including dwelling added, exclude domestic garages
- [ ] FOUNDATIONS ONLY
- [ ] ALTER, REPAIRED, EXTENDED. - include conversions & resited buildings
- [ ] NEW CONSTRUCTION OTHER THAN BUILDINGS - include demolitions
- [ ] DOMESTIC GARAGES & DOMESTIC OUTBUILDINGS - sheds, etc

ESTIMATED VALUES $

Building	48000 00
Plumb & Drain (Labour)	2000 00
TOTAL	50000 00

FEES APPLICABLE

BUILDING PERMIT	$ 150-00	RCPT 33758
20/8/86 PLUMBING PERMIT. (No. 5376)	$ 60-00	RCPT 33758
DEVELOPMENT LEVY	$ - -	RCPT
PREPAID CROSSING	$ 300-00	P.W.R 3444
PREPAID SEWER CONNECTION	$ - -	P.W.R
PREPAID WATER CONNECTION	$ - -	P.W.R
STORMWATER CONNECTION	AT COST	P.W.R
BUILDERS DEPOSIT	$ MSTR BLDRS	RCPT
TOTAL COUNCIL FEES	$ 510-00	
BUILDING RESEARCH	$ 50-00	RCPT 33758.
TOTAL FEES	$ 560-00	

COMMERCIAL BUILDINGS

IF VALUED AT MORE THAN $ 60,000

Estimated Commencing Date

" Completion "

Building Project Authority No.

PRODOMINANT ACTIVITY OF OWNER :

APPLICANTS SIGNATURE: S A Jones

PERMIT MAY BE ISSUED SUBJECT TO THE FOLLOWING CONDITIONS :

WANGANUI CITY COUNCIL
CITY ENGINEERS DEPARTMENT

BUILDING PERMIT APPLICATION CHECK SHEET

Application for : ALTERATION TO APPROVED PLAN DATE 05/11/86

Address : 12 DOWNES AVE **Lot No** ___ **DP** ___ **Sect** ___

Notes : ___

DATE	DEPARTMENT		REMARKS
		18-11-86	
05/11	**Town Planning**	Refer Attached Check Sheet Approved ___ Date 6-11-86	
6/11	**Building Inspector**	Values on Application	
		Ground Levels & Foundations	
		Materials	
		Construction	
		Bracing (3604)	
		Heating Appliances	
		Public & Commercial Buildings	
		Access for Handicapped	
		Chapter 5 Egress etc (Check Sheet Yes/No) Approved ___ Date 7/11/86 See Over	
	Drainage Engineer	SS Connection & Fee Approved ___ Date ___	
		SW Connection & Fee Approved ___ Date ___	
	Water Engineer	Water Connection & Fee Approved ___ Date ___	
	Structural Engineer	Structural Drawings & Calculations Approved ___ Date ___	
	Health Department	Value	
		Plumbing & Drainage Requirements	
		SW Requirements	
		General Requirements	
		Health & Food Regulations etc	
		Dangerous Goods Requirements Approved ___ Date ___	

GENERAL REMARKS

TOWN PLANNING

BUILDING INSPECTOR 5/11/86. True boundary on R.H. side is over the existing fence approx. 1400 in middle of path. This was determined by a surveyor. There is approx 2.8m of access at present. It would appear that builder at N10 did not notify us of pour so this was not seen. Reference to plan of N10 shows that house is too wide to be sited between boundaries allowing for side yards.

DRAINAGE ENGINEER

WATER ENGINEER

STRUCTURAL ENGINEER

HEALTH DEPARTMENT

WANGANUI CITY COUNCIL
CITY ENGINEERS DEPARTMENT

BUILDING PERMIT APPLICATION CHECK SHEET

Application for : DWELLING & GARDEN SHED DATE 07/08/86

Address : DOWNES AVE **Lot No** 17 **DP** _____ **Sect** _____

Notes : _____

DATE	DEPARTMENT	24 AUG 1986	REMARKS
07/08 20/08	**Town Planning**	Refer Attached Check Sheet Approved [signature] Date 21-8-86.	
08/08	**Building Inspector**	Values on Application Ground Levels & Foundations Materials Construction Bracing (3604) Heating Appliances Public & Commercial Buildings Access for Handicapped Chapter 5 Egress etc (Check Sheet Yes/No) Approved [signature] Date 11/8/86	
11/08 18/08	**Drainage Engineer**	SS Connection & Fee Existing no fee Approved [signature] Date 13-8-86 SW Connection & Fee Existing no fee Approved [signature] Date 18-8-86	7 7
11/08	**Water Engineer**	Water Connection & Fee 15mm Exist No Charge Approved [signature] Date 13/8/86	
	Structural Engineer	Structural Drawings & Calculations Approved _____ Date _____	
20/08 18/08	**Health Department**	PERMIT # 5376 Value Plumbing & Drainage Requirements SW Requirements General Requirements Health & Food Regulations etc Dangerous Goods Requirements Approved [signature] Date 20/8/86.	 GS 15/8/86.

GENERAL REMARKS

TOWN PLANNING Dwelling needs to be sited clear of the 9m x 9m frontyard requirement.
P. 8-8-86

BUILDING INSPECTOR

DRAINAGE ENGINEER

- show site levels as mark using the Crown of Road (C.O.R) as the datum.
- show finished floor on the plan
A.W.S 14.8.86

WATER ENGINEER

STRUCTURAL ENGINEER

HEALTH DEPARTMENT Please provide additional G/Trap for Bathroom Systems (Master overlayter). See Drainage Engineers Notes.
G.S. 15/8/86.
Return for permit with additional information

L 16

BUILDING PERMIT CHECK LIST

Property Reference: 12 Downes Ave

Type of Building: Dwelling

Net Site Area	619m2.	Zoning	R6	Reserves	

	REQUIREMENTS	REQUIRED	PROVIDED	O.K.
1.	Coverage	35% = 216.65m²	s/shed 3.24 Dwelling 96.25m²	✓
2.	Density	1/80m² = 8.	5	✓
3.	Height	10m.	3.6m	✓
4.	Front yard (including beautification)	9m x 9m Δ.		X ✓
5.	Side yards	$\frac{L+(3\times H)}{10}$	Less Than 7.5m	✓
6.	Rear yards	$\frac{L+(3\times H)}{10}$.		✓
7.	Outdoor living space			✓
8.	Storage area	3m.	3.24	✓
9.	Service area			✓
10.	Car spaces			✓
11.	Vehicular access			✓
12.	Loading Bay/Crossings/ Distance from intersection			✓
13.	Trees/Historic Places			—
14.	Proposed road/service lane			—
15.	Road widening & BLR			—
16.	Easements/Site Dimensions			✓
17.	Floor area ratio			—
18.	View Protection Plane			—
19.	Sunlight Protection Plane			—
20.	Services	Underground power & telephone cables.		

Design Approval Required Yes/No Date:.....

Dispensation Required in Respect of Nos:.....

Dispensation Approved/Declined

1NITIAL HOMES

AFFORDABLE HOUSING DESIGNED WITH THE FIRST HOME OWNER IN MIND.

DATE 28/ 07/ 86

ADDENDUM TO SPECIFICATION. PLAN NO. 103

CLIENTS NAME MR. AND MRS. S. MILLER PHONE _____

CLIENTS ADDRESS 2 PARKES AVENUE, WANGANUI.

BUILDING SITE: Lot No 17 D.P. No _____ STREET DOWNES AVENUE

SOLICITOR MR. IAN BURGESS FINANCE _____

DOCUMENTS: Addendum, Standard Specification, House Plan, Site Plan, Contract Agreement and Conditions of Possession.

ADDENDUM: All variations (both verbal and in writing) prior to signing the contract must be listed below.

Position of Telephone and T.V. outlets	
POWER & TELEPHONE CABLES UNDERGROUND.	
Car Crossing	
Construct Hip roof	
Extend kitchen approximately 600	
Extend bathroom approximately 600 with D1 window	
Sink bench top formica	
Construct corner bay window in dining room	
Vanity top Noel Terracotta	
Construct shower box 900x760 with stainless steel tray- provide curtain rail	

SKM SM

CLIENTS SIGNATURE: _____

	ALLOWANCE
SITE	Level site with truck access Solid foundation base at 300mm max. depth
FLOORS	Particleboard - unsanded
EXTERIOR	~~Fibroplank or weatherside (Boatmoods choice)~~ OIL STAIN
ROOF	Styleline Longrun iron (unpainted)
DECKS	Rear deck 1.2 x 1.2 with three tread stair No handrails. Front deck and steps not included.
PLUMBING	White PVC Spouting and Downpipes - Bath Noel Avon 1650 Terracotta bath White WC Pan, Dux Cistern and seat in TERRACOTTA Topliss Shower Mixer over bath Taps - HMC Chrome Pillar type, Cross Head Tap Tops No towel rails or toilet roll holder supplied No washing machine taps or waste Electric Hot Water cylinder - 135L One outside hose tap over gulley trap (adjacent to back door) Washing Machine by owner
ELECTRICAL	Lights and hot points standard as per plan (all hot points single) One T.V. outlet with ribbon to ridge Electric Range - Shacklock 535H4 White No light shades supplied or fitted Light switches and hot points - coloured black 20M Main Cable
PAINTING	as per attached schedule
GENERAL	Building permit fees No allowance for connection fees, water, sewer and stormwater Position of meterboard and (gas meter if applicable at local authorities discretion) Car Crossing 3m x 4.5m
OWNER	To nominate position for telephone and T.V. outlet
DRAINAGE	P.S. ~~RXGX~~ sum $1,100.00 for sewer, stormwater drainage and water mains.

NOTE: All surplus materials remain the property of JONES CONSTRUCTION LTD.



The Avon No. 63

It's the gardening shed you have been looking for . . . manufactured to Christie's exacting standards the Avon needs little room and will enhance the appearance of your garden. It's a practical asset that houses all your gardening gear, where you want it. Size 1828 x 915mm.

The Regency No. 66

The bigger brother of the Avon which is ideal for the smaller section and needs very little room. It's a practical asset that houses all your gardening gear. Size 1828 x 1828mm.
Both these sheds are supplied without windows which are available as an optional extra.



CHRISTIE

The basic Initial system for the standard range of plans has been designed for wind speeds up to 50 metres per second as contained in NZS 3604 1981. Where Topography, elevation or degree of exposure result in higher wind speeds, special consideration must be allowed for in the design..

These benefits are found in Initial Homes at no extra cost: . . .

1. Solid internal walls of natural timber (when finished with a synthetic varnish has an expected durability of a minimum of 25 years).
2. Reduced construction time.
3. Commercial grade aluminium joinery.
4. Factory quality controlled product.

BORIC: Treatment is a method of timber preservation applied by the diffusion process containing Boron compounds to the New Zealand Timber Preservation Authority Classification C8. This method of timber preservation is a protection against timber destroying fungus and insect attack in areas other than the tropical countries where white ants are found.

TANALITH: Treatment is multi-salt timber preservate applied under pressure to the timbers to comply with the New Zealand Timber Preservation Authority Specification C7. This method of treatment besides preventing fungal decay, protects timbers against the attack of white ants and timber destroying insects as found in tropical countries.

In general, the quality of material and standard finish for Initial Homes components will be within the limits of the specification. Initial Homes as a manufacturer, do not deal directly with the public, but distribute to appointed contractors on a vendor to purchase basis.

"PATENTED OR PATENT APPLICATIONS PENDING AS FOLLOWS"

New Zealand No. 14208-18331-164268-183758-168209-127724-184453-185995-187344-187345-183758 Sweden No. 7812657 Canada No. 317501-842461-963468-240763 Great Britain No. 48113/78-1113645 United States of America No. 967117-927333-3688460-3418275-3603063 Australia No. 42214-419774(32802/78 Vertical Partitioning) Japan No. 154578/78 Germany No. P28543604-G78372697 Norway No. 784209 Belgium No. 835998 France No. 36306 South Africa No. 66/3604 Malaya (see Great Britain)

"DESIGN REGISTRATION AS FOLLOWS"

New Zealand No. 10334-10335-10336-12499-11504-12504-18318-18348 Australia No. 47689-47688-47802-47801-47803-58607-53695 Japan No. 351179

KEY TO CURRENT OVERALL SIZES OF INITIAL ALUMINIUM JOINERY AND INTERIOR DOORS

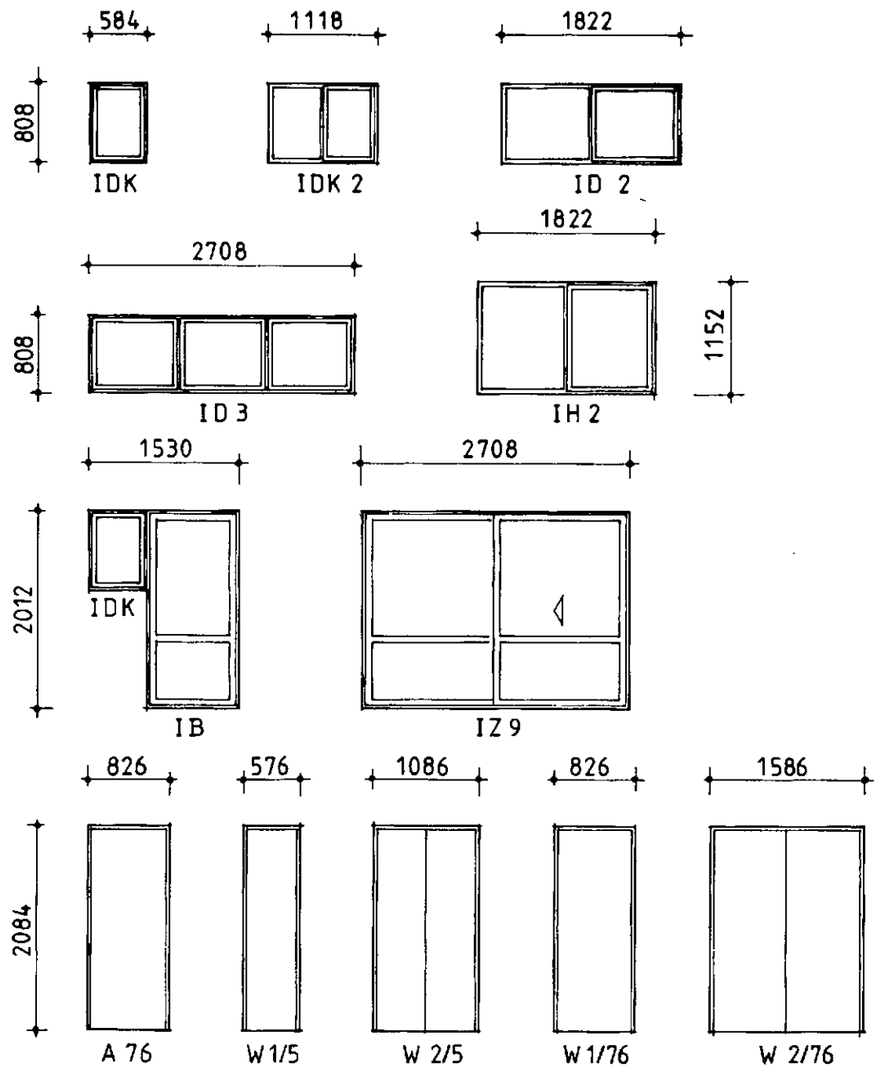

Initial Homes Ltd, P. O. Box 1349, ROTORUA. Telephone: (073) 85-184 Telex: NZ 21838 NEW ZEALAND

IB 4.84/10M

SPECIFICATION 1NITIAL HOMES

Standard Specification for Initial Homes Components

(Specifications and Designs subject to alteration without notice)

1. BEARERS: Radiata Pine (No. 1 Framing Grade) double ex 150mm x 50mm gauged BORIC treated.
2. FLOOR JOISTS: Radiata Pine (No. 1 Framing Grade) ex 150mm x 50mm gauged BORIC treated.
3. FLOORING: 20mm thick, high density particle board, treated for weather resistance. Should particle board be unavailable other suitable material will be substituted.
4. NOGGINGS: Radiata Pine ex 100mm x 50mm and 150mm x 50mm gauged BORIC treated for floor noggings and roof truss nogging and bracing.
5. PERFORATED ALUMINIUM FOIL: Double sided, edge reinforced, underfloor foil insulation.
6. NAIL PLATES: For joining or connecting bearers, joists, noggings and battens where applicable.
7. INTERIOR AND EXTERIOR WALLS: Radiata Pine Initial Homes grade (43mm) ex 200 x 50mm BORIC treated kiln dried, fingerjointed where necessary, and shaped to a registered board design. This board is sealed in a water repellent solution.
8. CLEATS: 60mm long metal wall to floor fastening devices.
9. ALUMINIUM ALLOY INTERLOCKING EXTRUSIONS: (Refer to diagram).
10. TRUSS PLATE: Radiata Pine (No. 1 Framing Grade) ex 100 x 50mm gauged BORIC treated.
11. HEAD PACKER: Shaped packer for exterior joinery wall openings.
12. CAPPINGS: Radiata Pine Initial Homes grade ex 100mm x 50mm BORIC treated, kiln dried, fingerjointed where necessary to cap exposed ends of walls.
13. ALUMINIUM FOIL: Edge reinforced foil insulation for exterior wall application.
14. WALL AND CEILING BATTENS AND NOGGINGS: Radiata Pine (No. 2 Framing Grade) ex 50mm x 50mm or 50mm x 40mm gauged BORIC treated.
15. ROOF TRUSSES: Manufactured from Radiata Pine or Douglas Fir (No. 1 Framing Grade), gauged, BORIC treated. Engineer designed. Certificate available on application.
16. ROOF BATTENS: Radiata Pine (No. 1 Framing Grade) ex 75mm x 50mm gauged, BORIC treated.
17. "Z" NAILS: 4.9mm diameter nails to connect trusses to the truss plate.
18. TIERODS: 10mm diameter steel rods complete with washers and nuts, threaded one end.
19. NAILS: Various types and sizes, galvanised.
20. ROOF NETTING: (Galvanised).
21. BUILDING PAPER: For roof and exterior walls. A tar impregnated paper manufactured to prevent water ingress.
22. ROOF IRON: Roll formed iron 0.4mm galvanised roofing with edge lap and both ends primed complete with ridge caps and barge moulds.
23. BARGE AND SPOUTING BOARDS: Radiata Pine ex 200 x 25mm TANALITH treated kiln dried, fingerjointed, rebated, and primed.
24. EXTERIOR WALL SHEATHING: Smooth surface plank type wall cladding of composite material complete with fastening and sealing devices.
25. WINDOW HEAD FLASHING: Folded aluminium head flashing 0.5mm thick.
26. ANGLE PROFILE: 30mm x 30mm x 0.4mm folded galvanised steel profile.
27. ROOF OVERHANG LINING: Lining to conceal underside of roof overhangs complete with jointers.
28. EXTERIOR FINISHING SCOTIA: Radiata Pine (dressing grade) ex 50mm x 25mm gauged TANALITH treated kiln dried.
29. JOINERY: Aluminium joinery coated with a thermosetting polyester resin with added Olive pigmentation electrostatically applied, complete with timber liners Radiata Pine ex 150mm x 25mm BORIC treated kiln dried, fingerjointed or other suitable materials. All glass 4mm thick, door glass 5.5mm thick. Complete with exterior sealing compound. All hardware fitted (a,b, and c).
    (a) Aluminium awning hung sashes (glass 4mm thick).
    (b) Aluminium exterior sliding doors: either panel sliding (glass 5.5mm thick).
    (c) Aluminium exterior outward swinging door (glass 5.5mm thick).
    (d) Interior doors. Flush hollow core paint quality ready to hang doors in a Radiata Pine ex 100mm x 50mm BORIC treated, fingerjointed, timber frame. Hardware and furniture included.
30. SCRIBER: Radiata Pine ex 50mm x 10mm TANALITH treated kiln dried, fingerjointed, primed.

31. INTERIOR FINISHING MATERIALS

(a) Scotia, Skirting and Beading

(b) Shelving

(c) Shelf Battens

All (a), (b), and (c) Radiata Pine, kiln dried, fingerjointed.

(d) Wardrobe rails, 19mm diameter "powder coated" steel pipe complete with holders.

32. CEILING TILES: Rectangular preprimed wood fibre tiles.

33. BATH AND LAUNDRY TUB LININGS: Water resistant smooth surface wall boards complete with jointers, edge mouldings and adhesive.

34. INTERIOR FITTINGS: Bathroom vanity unit with top and bowl, laundry cupboard with stainless steel tub and kitchen sink bench with stainless steel top and kitchen fittings with prefinished tops. Carcasses are of paint quality with self closing hinges and timber knobs.

35. CEILING INSULATION: Glass wool fibre. Vapour barrier. Suitable materials will be substituted if glass wool fibre is unavailable.

HORIZONTAL CROSS SECTION OF 'INITIAL' COMPONENTS

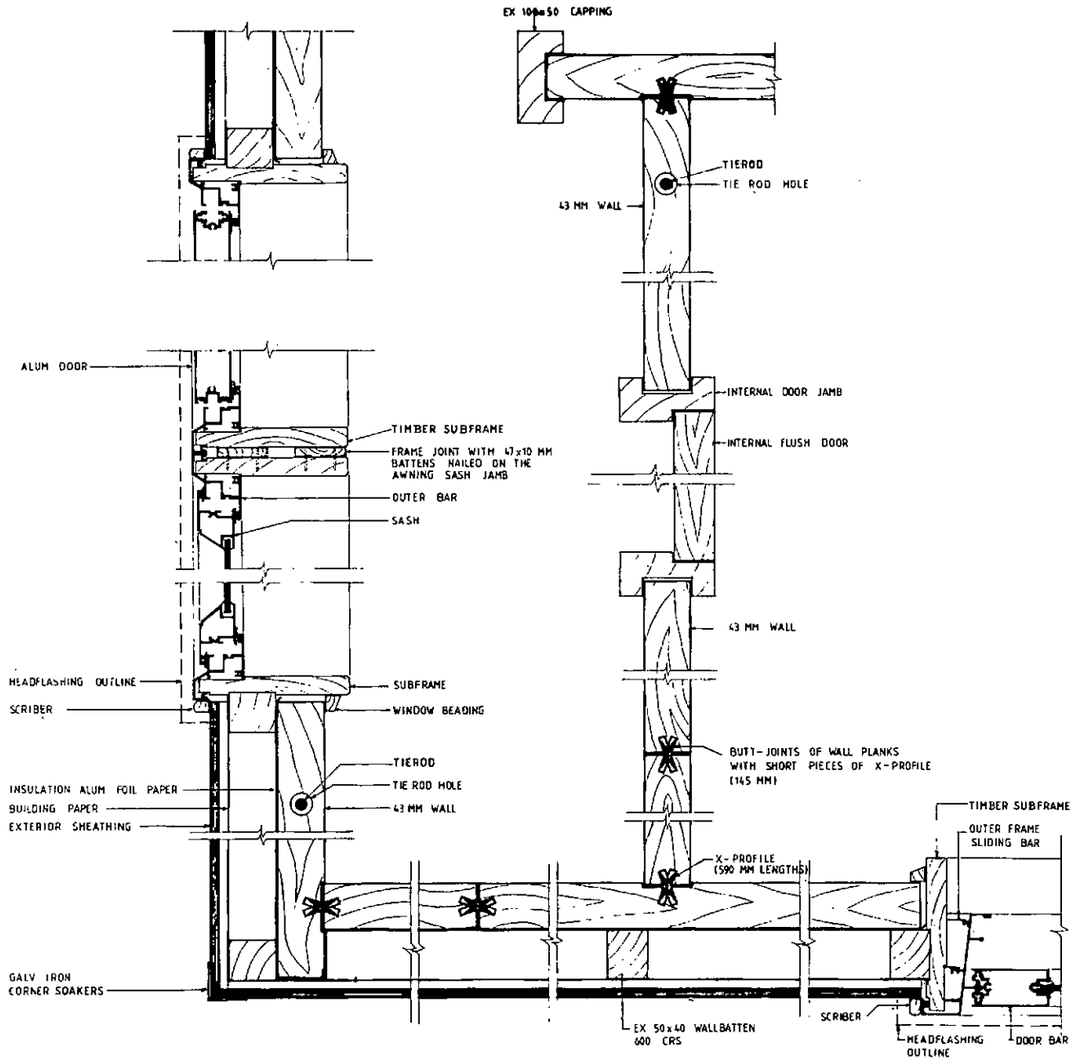

INTERLOCKING OF INITIAL COMPONENTS

27-6-83 HV
REV 15-7-83 HV 26-3-84 RWC.
1-8-83 HV

PATENTS & COPYRIGHTS RESERVED

VERTICAL CROSS SECTION OF 'INITIAL' COMPONENTS

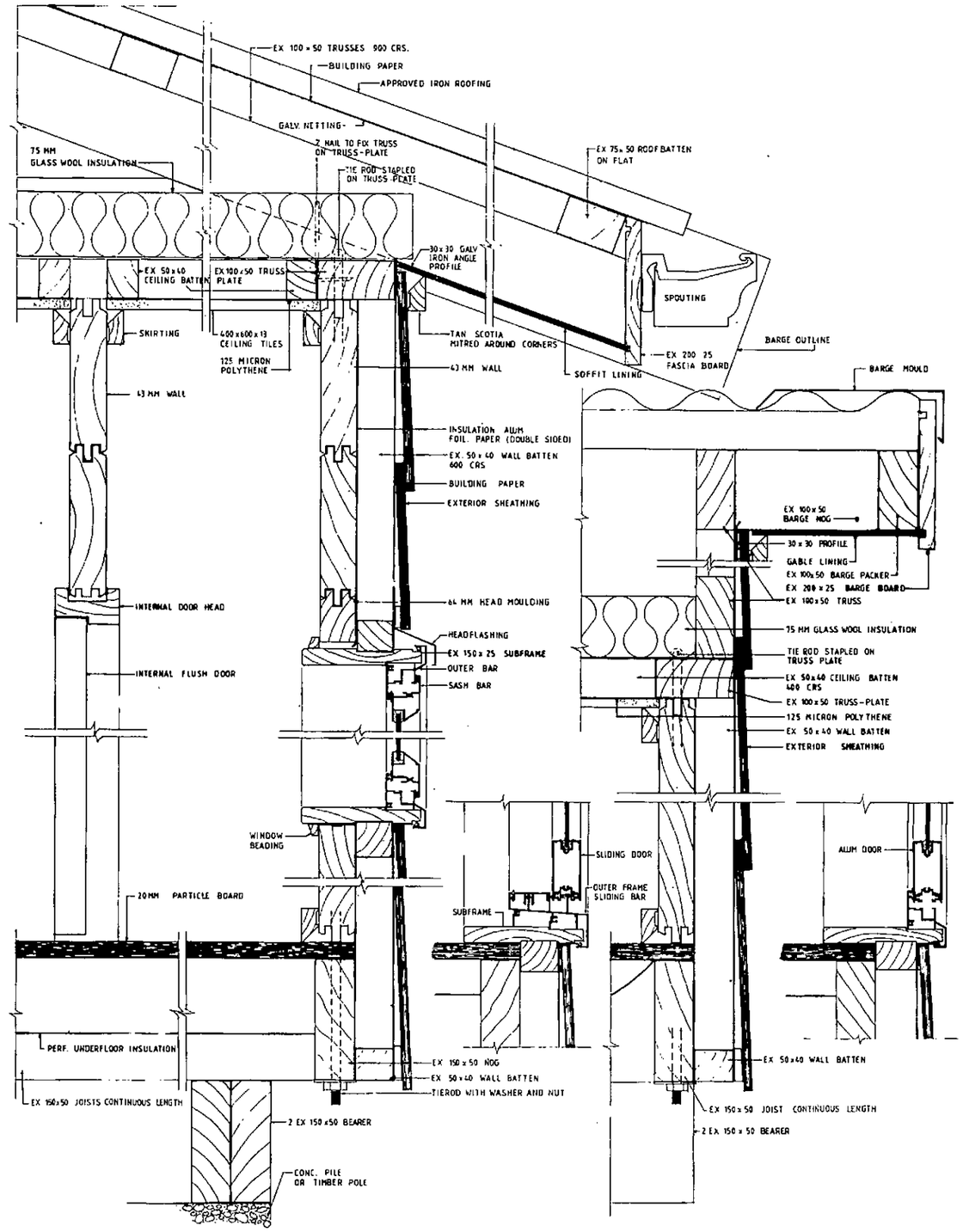

INTERLOCKING OF INITIAL COMPONENTS

27-6-83 HV
REV 15-7-83 HV
29-7-83 HV
28-2-84 RWC.

PATENTS & COPYRIGHTS RESERVED

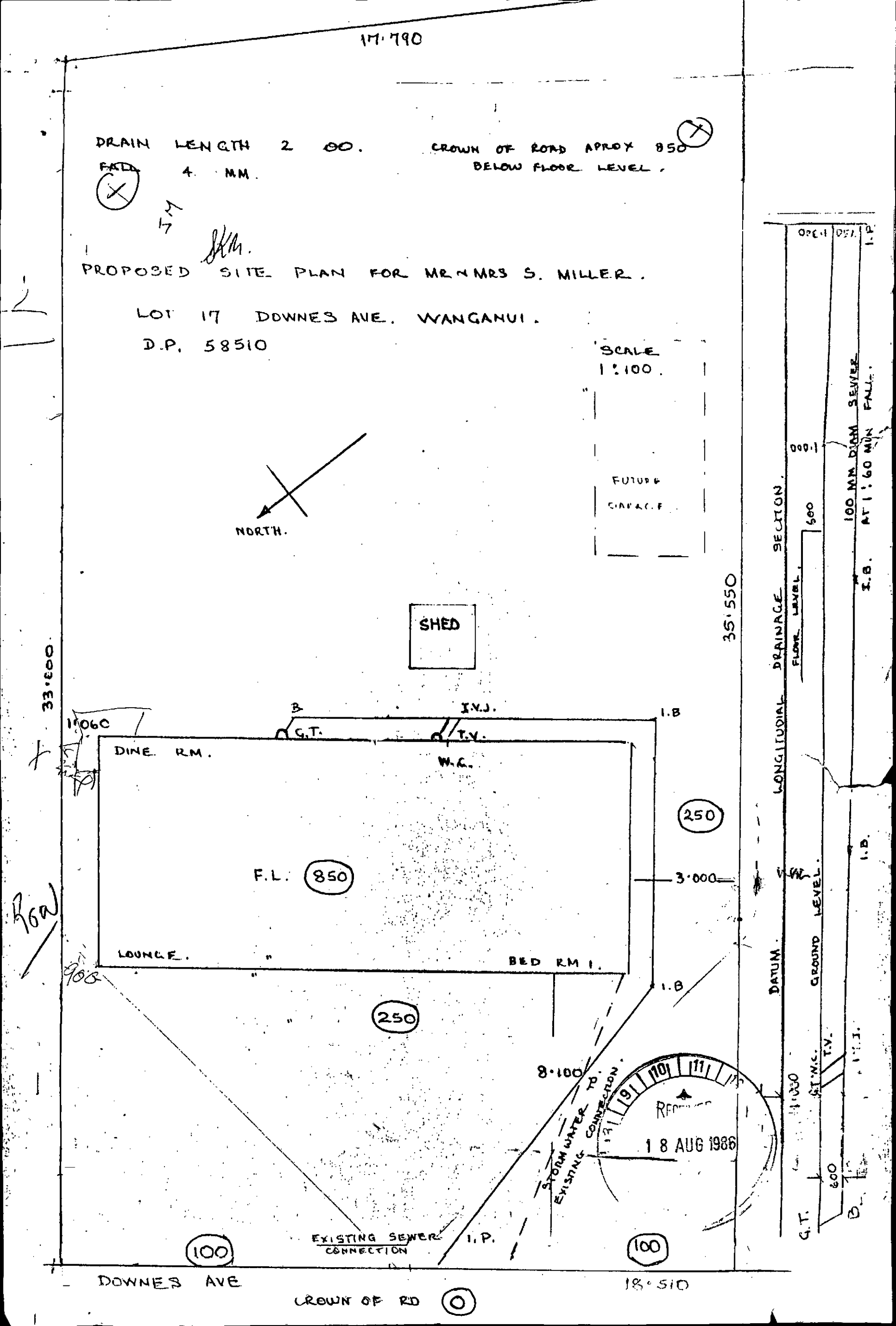
17·790
DRAIN LENGTH 2 00.
FALL 4 MM.
CROWN OF ROAD APROX 850 BELOW FLOOR LEVEL.
PROPOSED SITE PLAN FOR MR & MRS S. MILLER.
LOT 17 DOWNES AVE. WANGANUI.
D.P. 58510
SCALE 1:100.
FUTURE GARAGE
NORTH.
SHED
33·000
35·550
1·060
B
I.V.J.
I.B
G.T.
T.V.
DINE RM.
W.C.
250
F.L. 850
3·000
LOUNGE.
BED RM 1.
I.B
250
8·100
STORM WATER TO EXISTING CONNECTION
EXISTING SEWER CONNECTION
I.P.
100
100
DOWNES AVE
18·510
CROWN OF RD
DRAINAGE SECTION.
LONGITUDIAL
FLOOR LEVEL.
600
100 MM DIAM SEWER AT 1:60 MIN FALL.
I.B.
DATUM.
GROUND LEVEL.
G.T.
T.V.
I.V.J.
600
B
1·000
1·030
18 AUG 1986

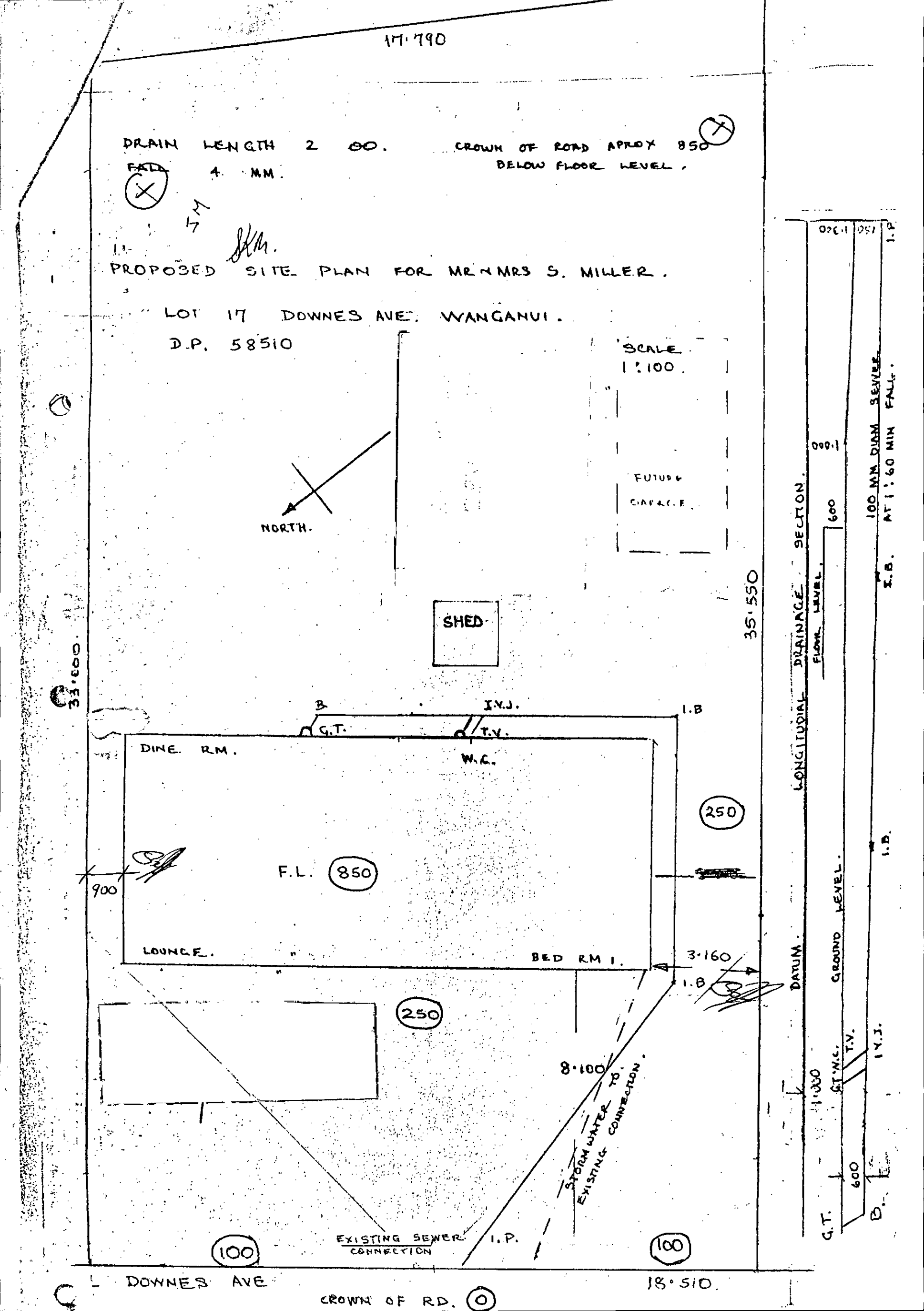
17·790
DRAIN LENGTH 2 00.
FALL 4 MM.
CROWN OF ROAD APROX 850 BELOW FLOOR LEVEL.
PROPOSED SITE PLAN FOR MR & MRS S. MILLER.
LOT 17 DOWNES AVE. WANGANUI.
D.P. 58510
SCALE 1:100.
NORTH.
FUTURE GARAGE
SHED
35·550
33·000
B.
I.V.J.
I.B
G.T.
T.V.
DINE RM.
W.C.
250
F.L. 850
900
LOUNGE.
BED RM 1.
3·160
I.B
250
8·100
STORM WATER TO EXISTING CONNECTION.
EXISTING SEWER CONNECTION
I.P.
100
100
DOWNES AVE
18·510.
CROWN OF RD. 0
DRAINAGE SECTION.
LONGITUDIAL
FLOOR LEVEL.
600
100 MM DIAM SEWER AT 1:60 MIN FALL.
I.B.
I.B.
DATUM.
GROUND LEVEL.
G.T.
W.C.
T.V.
I.V.J.
600
G.T.
B.

17·790

DRAIN LENGTH 2 00. CROWN OF ROAD APROX 850 BELOW FLOOR LEVEL.

FALL 4 MM.

17

PROPOSED SITE PLAN FOR MR & MRS S. MILLER.

LOT 17 DOWNES AVE. WANGANUI.

D.P. 58510

SCALE 1:100.

RECEIVED 5 - NOV 1986

NORTH.

FUTURE GARAGE

SHED

35'550

33'000

B

I.V.J.

I.B

G.T.

T.V.

W.C.

DINE. RM.

250

900

F.L. 850

LOUNGE.

BED RM 1.

3·160

1.B

250

8·100

STORM WATER P.

EXISTING CONNECTION

1·300

100

EXISTING SEWER CONNECTION

I.P.

100

DOWNES AVE

CROWN OF RD.

18·510

LONGITUDIAL DRAINAGE SECTION.

FLOOR LEVEL.

600

GROUND LEVEL.

G.T.

W.C.

T.V.

I.V.J.

I.B.

100 MM DIAM SEWER AT 1:60 FALL.

The copyright of this drawing remains the property of Initial Homes Ltd

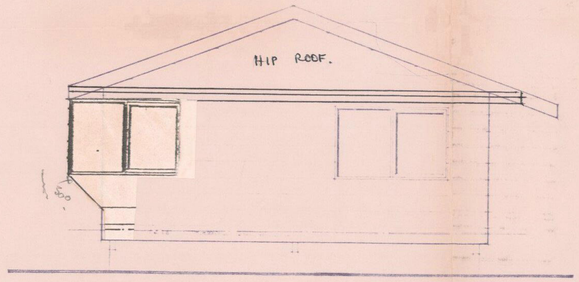

ELEVATION B



ELEVATION C

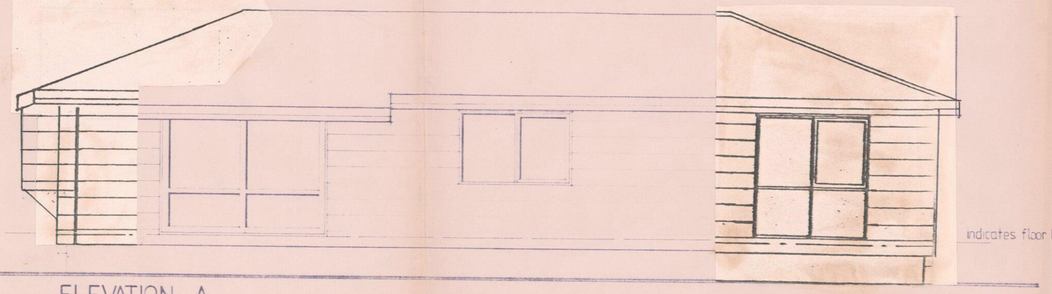

ELEVATION A

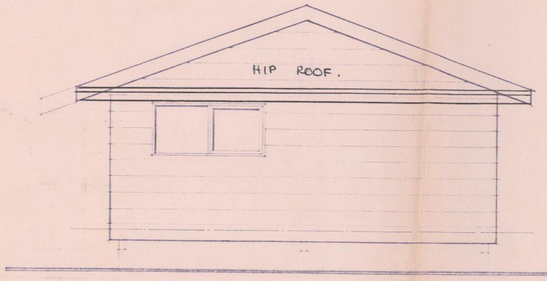

ELEVATION D

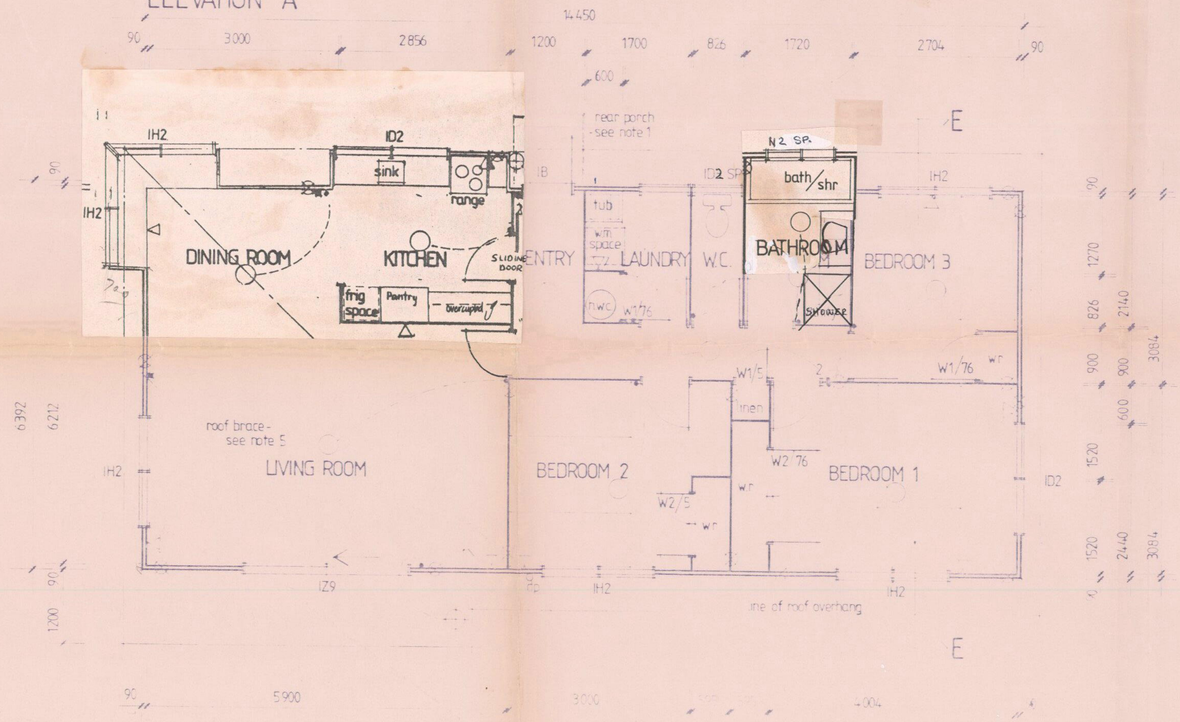

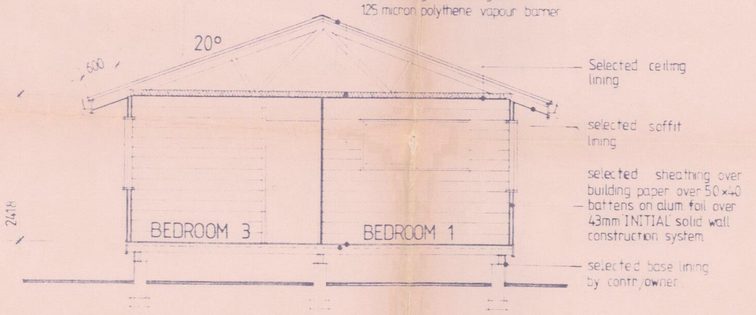

SECTION E-E

Notes

1. 1200×1200 rear porch by owner (for H/C requirements)
2. Front steps/deck as above
3. Foundation construction to comply with NZS 3604 and local building by laws
4. NZS 3604 BU rating
   - earthquake A
   - wind high
5. Dragon ties to comply with NZS 3604, clause 6.3.3
6. Power points shown as double for H/C rendering purposes only

Electrical key

- Ceiling light
- External ceiling light
- Wall light
- External wall light
- Power outlet
- Telephone
- T.V. aerial
- Range connection
- Shaver point
- Light switch

⌀2 10mm dia tie rods

Revisions
2/4/84

Elevation orientation



Plan edition

INITIAL HOMES

Drawing: PLAN, ELEVATIONS & SECTION

Plan: PLAN 103

Client: MR & MRS S. MILLAR DOWNES AVE WANGANUI.

Jones Construction Ltd.
Registered Master Builders
40 Maria Place Extension
Wanganui.

Designed:	Drawn:	Checked:	Sheet:
Scale: 1:50	Date: 24-2-84	Job No:	1

Floor area: 92.36 sq.m (994 sq.ft)

of: 1

SERVICE TESTED	✓
FOUL DRAINAGE	DAVE FLINTOFF.
STORM DRAINAGE	✓
CITY WATER SUPPLY	✓
PRIVATE WATER SUPPLY	
HOT WATER SUPPLY	P/R VALVE.
SEWER VENTS	1 x 80 mm PVC T/VENT.
BACK VENTS	
W.C.	1
SINK	1
BATH	1
SHOWER	
BASIN	1
TUBS	1
CEILING VENT	
HEATING	
SWIMMING POOL	
METER	
DANGEROUS GOODS	

OK
WATER TESTED GS. 10/12/86.

Inspector G. Steele.

Date 10/12/86.

WANGANUI CITY COUNCIL

Nº 5376

PLUMBING AND DRAINAGE INSPECTION SHEET

REG. PLUMBER M/S D. FLINTOFF

AND/OR DRAINLAYER 1 RUADEMU STREET

WANGANUI.

is/are hereby authorised to carry out the work described herein and set out in the plans deposited in this office, on the premises.

AND SITUATED IN 12 DONNES AVENUE.

LOT 17 D.P. 58510. SECT:

OWNED OCCUPIED BY S MILLAR.

DESCRIPTION OF WORK ERECT A DWELLING & GARDEN SHED.

ESTIMATED VALUE OF WORK:

PLUMBING $

DRAINAGE $

TOTAL $ 2000-00

RECEIPT No. OBA.

FEE PAID $ 60-00

Such work is to be carried out in strict accordance with the Drainage and Plumbing Regulations.

P. M. BARNES, City Engineer.

G. Steele. Inspector

DATED THIS 20th DAY OF August 1986.

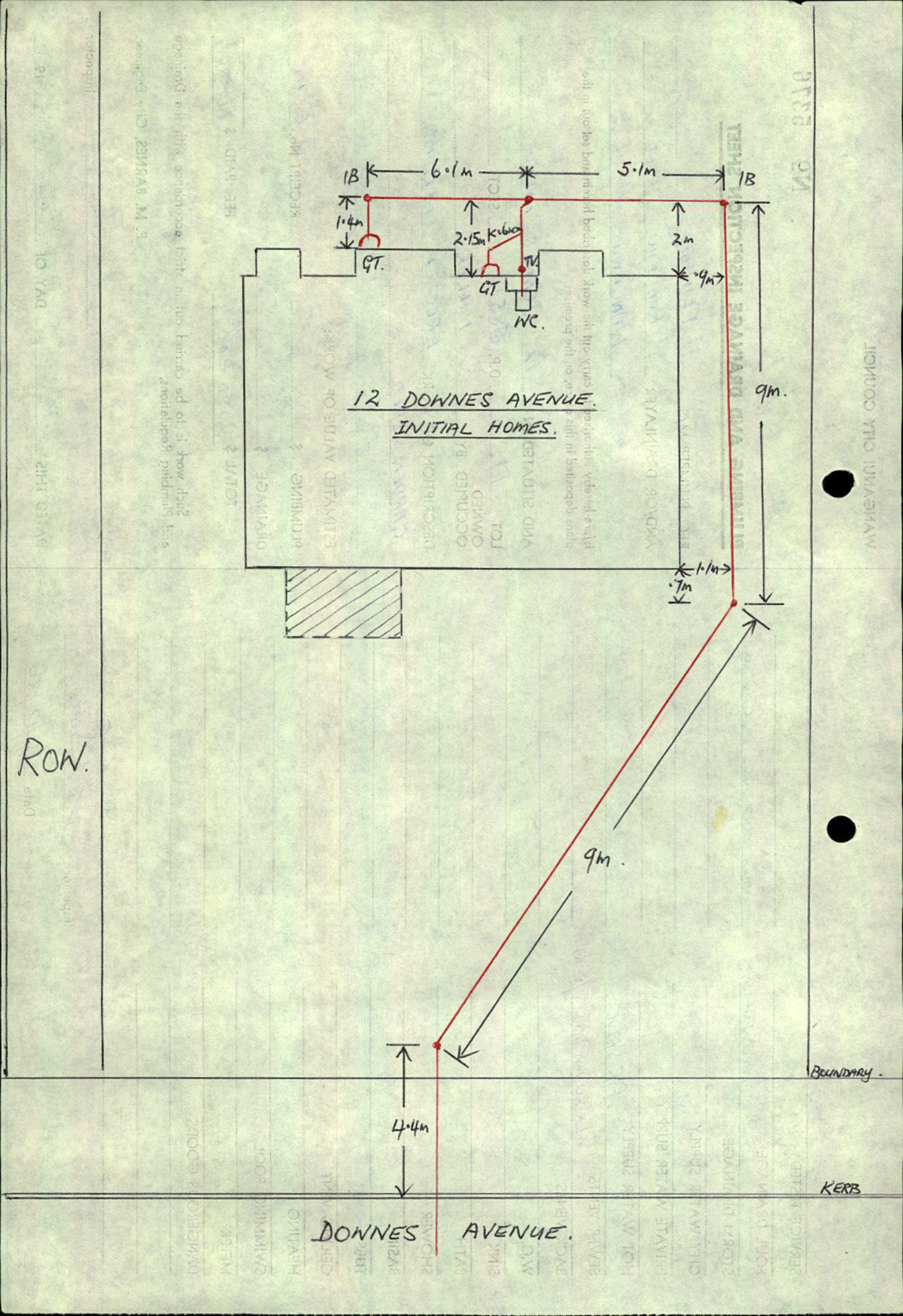
1B
6·1m
5·1m
1B
1·4m
2·15m
K·6m
2m
GT.
GT
TM
·9m
NC.
12 DOWNES AVENUE.
INITIAL HOMES.
9m.
1·1m
·7m
ROW.
9m.
BOUNDARY.
4·4m
KERB
DOWNES AVENUE.

WANGANUI CITY COUNCIL

BUILDERS DEPOSIT No. 565

Deposit No. 6207 Building Permit No. 75283

Depositor: Jones Const.

Address:— 40 Alexis St.

Owner: Miller

Lot 17 Sec. D.P. 58610

Street: 12 Downes Ave

Description dwelling

Date 30-9-86 Amount MBS

Charges Inv. No.

Refund Veh. No.

Building Inspector

Date 26-4-87

REMARKS

Damage before commencement:

Damage at Completion:

BUILDING INSPECTOR'S FIELD SHEET

AUTHORITY

Stats. No. D 075283

WANGANUI CITY COUNCIL

No. 6207

Inspector: M_____ File No._____

Receipt No. 33758

Date Permit Issued 30 / 9 / 86

OWNER

Name: S. MILLAR

Mailing Address: 2 PARKES AVENUE
WANGANUI

BUILDER

Name: JONES CONSTRUCTION

Mailing Address: 40 MARIA PLACE
WANGANUI

PROPERTY ON WHICH BUILDING IS TO BE ERECTED/DEMOLISHED

SITE

Street No.: 12

Street Name: DOWNES AVENUE

Town/District: WANGANUI

Riding: _____

LEGAL DESCRIPTION

Valuation Roll No. _____

Lot: 17 D.P.: 58510

Section _____ Block _____

Survey District _____

DESCRIPTION OF PROPOSED WORK AND MAIN PURPOSE OF USE

ERECT A DWELLING AND GARDEN SHED

FLOOR AREA

Whole Sq. Metres: 94

DWELLING UNITS

Number Erected: _____

ESTIMATED VALUES $

Building	48,000
Plumbing	
Drainage	2,000
TOTAL	50,000

NATURE OF PERMIT (TICK BOX)

- [X] NEW BUILDING – exclude domestic garages and domestic outbuildings
- [ ] FOUNDATIONS ONLY
- [ ] ALTERED, REPAIRED, EXTENDED – include conversions and resited buildings
- [ ] NEW CONSTRUCTION OTHER THAN BUILDINGS – include demolitions
- [ ] DOMESTIC GARAGES AND DOMESTIC OUTBUILDINGS

FEES APPLICABLE

Building Permit	$ 150	Water Connection	$
Street Damage Deposit	$	Vehicle Crossing Levy	$
Building Research Levy	$ 50	M.S. Plumbing	$
Plumbing	$		$
Drainage	$		$
Sewer Connection	$	TOTAL:	$

Receipt No. _____

Date of Payment _____ / _____ / _____

Authorised Officer CITY ENGINEER

Special Conditions: _____

CHIEF BUILDING INSPECTOR

Date Inspected	REMARKS (e.g. stage reached with work)
5.11.86	Fence on RH. boundary found to be approx .900 into this section. Unable to get 3.00 access. See new site plan. Boundary checked by

(CONTINUED OVER)

Date Inspected	
	a surveyor. N10 encroaches into the .900 required. No peg between 10 & 12. See hole in concrete footing
18.11.86	Closed in.
16.12.86	Finishing.
9.1.87	Completed
	No extra F/W damage.
	(NB. Previous damage ie 3.1 repaired by WCC.)

COMPLETED (Signature)_____ Date ___ / ___ / ___

BC/MP/01A

VALUATION ROLL No.	LEGAL DESCRIPTION	
14/56/22	LOT 17 D.P. 58510	12 DOWNES AVE
	LOT 17 D.P. 58510	12 DOWNES AVENUE

DRAINAGE & PLUMBING PERMITS		BUILDING PERMITS		
Permit No.	Date	Permit No.	Date	Nature of Work
5376	20/08/86	D075283	30.9.86	DWELLING & SHED
		G062967	29.11.89	ERECT A GARAGE

Dangerous Goods Licence		Fill Points		Housing File No.			
Underground Tank		Type	Capacity gals	Water Connection	Reg. No.	Amt. Paid.	
Water Meter		Water Bore		Drainage Connection	Reg. No.	Amt. Pd.	
Pool	Filtered / Unfiltered	Back Flow Preventer		Stormwater Connection	Reg. No.	Amt. Pd.	
Heating	Gas / Oil-fired / Coal-Wood / Electric / Other			Kerb Crossing	Reg. No. 3444	Amt. Pd. $300	

Existing Use	
Designation	
Zoning	
Undersize Section	
Building Line Restriction	
Proposed Street	
Proposed Service Lane	
Proposed Access Way	
Conditional Use	File:
Specified Departure	File:

Dispensations	Reference	Date