20250-90-7
463

MARLBOROUGH COUNTY COUNCIL

BUILDING APPLICATION FORM

The County Engineer,
(attn. Building Inspector),
Marlborough County Council,
BLENHEIM.

Date 15-1-1977

Dear Sir,

KEITH HAY HOMES LTD.
MAIN SOUTH RD.,
R.D.4,
BLENHEIM PH. 6309

I hereby apply for permission to ~~erect~~ ~~alter~~ ~~convert~~ ~~reinstate~~ ~~add~~ ~~demolish~~

For Mr & Mrs. J. CAREY / (Previous Owner)

Address: FLAT. 2. 22 OTAGO STREET. PICTON

Builder KEITH HAY HOMES LTD. (Name) (Address)

Drainlayer/Plumber M. SURGENOR ~~M. SURGENOR~~. J. CROUCH. Address

According to the plans and specifications deposited herewith in duplicate.

1. LOCALITY THE ANCHORAGE. WAIKAWA
2. VALUATION No. 20250/90/7
3. DESCRIPTION: lot No. 3 DP. 4646

AREA

4. AREA OF GROUND FLOOR 88.8 ~~s. ft.~~ or M²
5. AREA OF OUTBUILDING NIL s. ft. or M²
6. ESTIMATED VALUE OF Building or Alterations $ 15400 : Fee $ 48 : 00
   Plumbing and Drainage $ 1500 : Fee $ 30 : 00
   $:
   Building and Research Levy $ 8 : 50
   TOTAL $ 86 - : 50.

If work valued at over $20,000 state estimated date of commencement ..... / ..... month year

estimated date of completion ..... / ..... month year

7. ARE THERE ANY OTHER BUILDINGS ON THE SITE NO.
8. PROPOSED PURPOSES for which every part of above building is to be used or occupied (describe separately each part intended for use or occupation for a separate purpose).

New Residence

BC

Yours faithfully,

Signature of Applicant KEITH HAY HOMES LTD. R L Clayton

Address MAIN SOUTH RD., R.D.4, BLENHEIM PH. 6309

NOTE: Fees, Plans and Specifications should accompany this application (see reverse).

FOR OFFICE USE ONLY

Application No. 463	Date 18 JAN 1977	Approved L. R. Charters	
Permit No. H82496	Date 4 FEB 1977	Date 1.2.77	
Fee Paid $ 86.50	Date 18 JAN 1977	Conditions	
Receipt No. ~~18 JAN 1977~~ 5700	Date 18 JAN 1977		

MICROFILMED

Zone

Remarks

INFORMATION

BUILDING BY-LAWS — NZSS 1900 N.Z. STANDARD MODEL BUILDING BY-LAWS

Building Permits are required among other things for the erection, re-erection, reconditioning of a building, alterations, repair, addition or removal from one place to another (maintenance-work, other than structural is not deemed a repair). For buildings whether temporary or permanent, movable or immovable. For retaining walls within 4 ft of a boundary or exceeding 4 ft. in height; tanks 5000 gals and over and tanks 400 gals and more supported at a height of more than 6 feet.

Applications:

Both applications for Building, Drainage and Plumbing (if required) to be submitted with the fees. In duplicate — site plan, foundation and floor plan, elevations and cross section, and specifications of material and workmanship.

Estimate value means the value of the completed work including all materials and labour.
The Engineer shall have absolute determination of the valuation of such work.
No person shall erect or cause to erect a building without first obtaining a permit. Nor shall they commence any excavations or filling to form access from any road or reserve without prior approval from the Engineer. Especially where the garage is above or below the road level.

The Building Inspector is to be notified at least 24 hours prior to foundations being poured.

The Economic Stabilisation Regulation 1968:

For proposed buildings or additions over $20,000 in value other than a single household unit. Approval to be obtained from the Building Projects Authority, Ministry of Works, Box 12041, Wellington.

Schedule of Fees:

Estimated Value of Work

	FEE
	$
Up to $20	0.50
Over $20 and not exceeding $200	1.00
" $200 " " " $400	2.00
" $400 " " " $600	3.00
" $600 " " " $800	4.00
" $800 " " " $1,000	5.00
" $1,000 " " " $1,200	6.00
" $1,200 " " " $1,400	7.00
" $1,400 " " " $1,600	8.00
" $1,600 " " " $1,800	9.00
" $1,800 " " " $2,000	10.00
" $2,000 " " " $2,500	12.00
" $2,500 " " " $3,000	14.00
" $3,000 " " " $3,500	16.00
" $3,500 " " " $4,000	18.00
" $4,000 " " " $5,000	21.00
" $5,000 " " " $6,000	24.00
" $6,000 " " " $7,000	27.00
" $7,000 " " " $8,000	30.00
" $8,000 " " " $9,000	33.00
" $9,000 " " " $10,000	36.00
" $10,000 " " " $12,000	40.00
" $12,000 " " " $14,000	44.00
" $14,000 " " " $16,000	48.00
" $16,000 " " " $18,000	52.00
" $18,000 " " " $20,000	56.00
" $20,000 " " " $25,000	64.00
" $25,000 " " " $30,000	72.00
" $30,000 " " " $35,000	80.00
" $35,000 " " " $40,000	88.00
" $40,000 " " " $50,000	98.00
" $50,000 " " " $60,000	108.00
" $60,000 " " " $70,000	118.00
" $70,000 " " " $80,000	128.00
" $80,000 " " " $90,000	138.00
" $90,000 " " " $100,000	148.00
" $100,000 " " " $120,000	158.00
" $120,000 " " " $140,000	168.00
" $140,000 " " " $160,000	178.00

For fees in excess of those shown contact the County Office.

BUILDING RESEARCH LEVY FOR VALUE EXCEEDING $3,000

Total Value (including plumbing) $	Levy $
3,000- 4,000	2.00
4,000- 5,000	2.50
5,000- 6,000	3.00
6,000- 7,000	3.50
7,000- 8,000	4.00
8,000- 9,000	4.50
9,000-10,000	5.00
10,000-11,000	5.50
11,000-12,000	6.00
12,000-13,000	6.50
13,000-14,000	7.00
14,000-15,000	7.50
15,000-16,000	8.00
16,000-17,000	8.50
17,000-18,000	9.00
18,000-19,000	9.50
19,000-20,000	10.00
20,000-21,000	10.50
21,000-22,000	11.00
22,000-23,000	11.50
23,000-24,000	12.00
24,000-25,000	12.50
25,000-26,000	13.00
26,000-27,000	13.50
27,000-28,000	14.00
28,000-29,000	14.50
29,000-30,000	15.00
30,000-31,000	15.50
31,000-32,000	16.00
32,000-33,000	16.50
33,000-34,000	17.00
34,000-35,000	17.50
35,000-36,000	18.00
36,000-37,000	18.50
37,000-38,000	19.00
38,000-39,000	19.50
39,000-40,000	20.00
40,000-41,000	20.50
41,000-42,000	21.00
42,000-43,000	21.50
43,000-44,000	22.00
44,000-45,000	22.50
45,000-46,000	23.00
46,000-47,000	23.50

Additional fees may be calculated at 50c per $1,000 value or part thereof

20250-90-7

Marlborough County Council

Application for Plumbing/Drainage Permit

(Drainage and Plumbing Regulations 1959)

Application No. 181 463
Assessment No. 20250/90/7
Receipt No. 5700
Permit No. 867
Date Issued 4 FEB 1977

TO THE INSPECTOR,

I, the undersigned, hereby apply for permission for the work described herein and set out in the plans attached hereto, to be carried out in the premises situated in .....

Street/Road, ... District, Lot 3 D.P. 4646.

Blk ..... S.D.

Owner MR. CAREY Address c/o. Flat 2. 22 Otago St Picton

Occupier As Above.

Plumber/Drainlayer M. Surgenor / J. Crouch Reg. No. .....

Address .....

SCHEDULE OF FEES

If the value of the proposed work is under		$ 100	$ 5
If the value exceeds	$ 100 but not exceeding	$ 200	$ 6
" " " "	$ 200 " " "	$ 300	$ 7
" " " "	$ 300 " " "	$ 400	$ 8
" " " "	$ 400 " " "	$ 500	$10
" " " "	$ 500 " " "	$ 600	$12
" " " "	$ 600 " " "	$ 700	$14
" " " "	$ 700 " " "	$ 800	$16
" " " "	$ 800 " " "	$ 900	$18
" " " "	$ 900 " " "	$1000	$20
" " " "	$1000 " " "	$1100	$22
" " " "	$1100 " " "	$1200	$24
" " " "	$1200 " " "	$1300	$26
" " " "	$1300 " " "	$1400	$28
" " " "	$1400 " " "	$1500	$30
" " " "	$1500 " " "	$1600	$32
" " " "	$1600 " " "	$1700	$34
" " " "	$1700 " " "	$1800	$36
" " " "	$1800 " " "	$1900	$38
" " " "	$1900 " " "	$2000	$40

$2.00 fee for $100 increase in value of work thereafter.

From.

KEITH HAY HOMES LTD.
MAIN SOUTH RD.,
R.D.4,
BLENHEIM PH. 6309

Estimated Cost $ ..... Fee Payable $

Description of Work Full Household Plumbing & drainage

(The decision of the Inspector shall be final as to estimated cost.)

Owner or Plumber Drainlayer M. Surgenor. J. Crouch

Address ..... Date .....

(If the Graph Sheet is not large enough for the Drainage, a full scale drawing to be supplied.)

MICROFILMED

(For Office Record Only)

Application Approved ..... Dated 1.2.77

L. R. Charles Inspector

Conditions: .....

EPW—74336

NOTE.—For drainage work a scale plan in ink showing street line, section, boundaries, buildings in outline, lines of drains, inspection pipes, etc., MUST be supplied.



Scale: 1 : 200 / 1 : 100

20250-90-7
App. 463

KEITH HAY HOMES



"Building fine homes for New Zealanders everywhere"

Branches:
Kaikohe, Whangarei, Warkworth, North Shore, Henderson, Avondale, Mt. Roskill, East Tamaki, Drury, Hamilton, Rotorua, Taupo, New Plymouth, Waipukurau, Palmerston North, Christchurch.
Bankers:
The National Bank of New Zealand Ltd.

73 Carr Road, Mt. Roskill.
Auckland 4, N.Z.
P.O. Box 27078 Mt. Roskill.
Telephone 699-199

OWNER: ..... Mr & Mrs J. Corey ....

SIGNED KEITH HAY HOMES LTD: p.p. ..... L. Clayton

S P E C I F I C A T I O N:

of work done and materials used in the construction of "Ready-Built" Homes, designed and built to conform with N.Z.S.S.1900 Building Code Standards, by KEITH HAY HOMES LIMITED, Building Contractors.

GENERAL: "Ready-Built Homes are stoutly constructed by thoroughly competent tradesmen, and under the constant supervision of the principals, and to the true intent and meaning of these plans and specifications and to the complete satisfaction of the Local Body and Lending Institution Inspectors.

"Ready-Built" Homes are completed in every detail at the Assembly Yards of the Contractors and are delivered to the Purchaser, level and plumb, on concrete blocks with all necessary jack-studding and bracing to height not exceeding 600 mm. from ground to underside of flooring at any point.

All measurements on plan, materials and fittings used and quoted in the following specifications are standard and any deviation from measurements, fittings, furnishings, etc. as scheduled in these Specifications must be by arrangement with the Builders and to the approval of the Local Body concerned.

SITE: Clearing and preparation of the site on which the "Ready-Built" Home is to be placed, is the responsibility of the Purchaser unless arrangements to the contrary are made. The site must be clearly marked with pegs, indicating the position that the building is to be placed. Boundary pegs must also be clearly marked. The Builder will not be responsible for the placing of a building on a wrong section, too near or over a boundary line.

INSURANCES: It is clearly understood that the Builder is fully responsible for the building until it is delivered to the site and is then covered by a Builders Risk policy for 30 days unless the building is occupied or alternative insurance is arranged by the owner. If the Purchaser so desires, the Builders can make arrangements for Hartford Monarch Insurance Group to take over the Insurance on behalf of the Purchaser.

MICROFILMED

1st January 1976.

20250-90-7
App. 463

Internal Framing.	T.Pine, B.A.R. or D.Fir.	75 x 50
Ceiling Battens at 300 crs.	T.Pine, B.A.R. or D.Fir.	50 x 40

Flooring. 19 High Density Particle Board.

Laminated Beams. As per plan to N.Z.S.R.34.

EXTERIOR SHEATHING:

~~WEATHERSIDE - 240 fixed to Manufacturers specifications.~~

HARDIPLANKS - 240 fixed to Manufacturers specifications.

HIGHLINE - fixed to Manufacturers specifications.

All interior finishing timbers - Untreated Pine Joinery Grade.

Any timbers not mentioned in above schedule are of same class as timbers in similar position.

CARPENTER & JOINER: All timbers to be strictly in accordance with the classes specified, all door frames, moulding and finishing timbers and Joinery work are clean, selected Radiata Pine. Exterior Joinery frames and sills, also outside doors, to be clean treated Pine, Matai, Tawa or Rimu. All nails in exposed work have to be punched and exposed timbers dressed.

FLOOR JOISTS: To be gauged on Sleeper Plates to a uniform level and securely spiked in long lengths.

FRAMING: The whole of the building to be framed, nailed and fastened together in a thorough and tradesman-like manner with materials as scheduled and hereafter specified.

STUDS: Studs to external walls 100 x 50 at 600 crs. max.
Studs to internal walls 75 x 50 at 600 crs. max.

BRACING: External walls securely braced where possible with 100 x 25 checked in braces or galv. steel braces. Internal walls braced with 75 x 50 cut in braces or galv. steel braces.

CEILING BATTENS: 50 x 40 at 300 crs. with trusses at 900 crs.

ROOF FRAME: To be constructed robustly of trusses and jack rafters of 100 x 50 at 900 crs., securely nailed and birdmouthed over plates. Purlins 75 x 50 on flat or edge at 750 crs.

EXTERIOR SHEATHING AND FINISHING: Hardiplanks (or as described in Exterior Sheathing) in as long lengths as possible and securely nailed at each stud, covered with galvanised angle soakers at all external angles, butted and covered with galvanised soakers or P.V.C. jointer at joints.

Fibrolite fitted over building paper to manufacturers specifications.

SOFFIT: Boxed with 4.5mm. Flat Fibrolite.

FACINGS & SCRIBERS: 50 x 25 Tanalised Pine, D.A.Rimu or D.A.Matai, D.A.Totara, Treated Matai or Treated Rimu.

P. Clayton

....

For KEITH HAY HOMES LIMITED. OWNER.

1st January 1976.

20250-90-7
App. 463

FLOORING: As scheduled, fitted out under plates and run under all partitions.

INTERIOR WALL COVERINGS AND FINISHING:

All walls are covered with 9.5mm. Gibraltar Board. Paper finished rooms to be flush jointed, all painted rooms to be suitably battened at joints with 30mm. wall batten. 18mm. quadrant moulding at corners.

All ceilings of 1200 x 300 Pinex Insulating Shiplap Panels.

All skirtings to be of 60 x 10 bevelled and architraves of 35 x 10 square dressed. Wood scotia to cornices 30 x 18 to 10.

~~Feature Panels to Colonial Walnut Random Grooved Duragrain:.....~~

JOINERY:

DOORS, SASHES AND FRAMES: Of materials as previously specified, and as shown on plan. ALL TO BE ALUMINIUM BUT MAY DIFFER TO PLAN.

ALL INTERIOR DOORS: Clean flush type Hardboard Doors 2305 x 760 to main rooms. 2305 x 660 to utility rooms.
Wardrobes, Linen, H.W.C., Coats etc. 2305 x 460, 580 or 740 hung or sliding as shown on plan.

FRONT AND BACK DOORS: Cedar, Redwood or Tanalised Pine. Obscure Glass.

Front Door:	2135 x 810.	2 Lt.
Back Door:	2135 x 810.	2 Lt.
French Doors:	as per plan.	
Aluminium Sliders:	as per plan.	

PLUMBING: All plumbing work to be carried out under strict supervision by reputable and registered Contractors. Standard fittings where applicable. Apollo taps are fitted as standard.

BATHROOM & W.C.: ~~Stainless steel Shower Base with Seratone Lining selected from standard colour range, or~~
~~Vitrous Enamel 1530 pressed steel Bath.~~
'Lady Caroline' Bath/Shower Unit of White Seamless plastic reinforced with Fibreglass, complete with chrome shower rail and 'Felton Mix' water control valve. Complete unit 1530 x 840 standing 1830 high.
'Lady Caroline' White Vanity Top to match Bath/Shower, complete with plug & waste & mixing faucett, fitted on a wooden vanity unit, or
~~White Porcelain hand basin on brackets,~~ all complete with plug and waste and hot and cold water taps.
Water Closet of N.Z. manufacture complete with low water cistern, white flexible nylon seat, terminal vent as required, and ready for outflow to sewerage.

LAUNDRY: 560 x 460 single stainless steel seamwelded wash tub with wooden unit. Hot and cold water taps to tub and washing machine.
180 litre 'Rheem' Mains Pressure electric water heater, either free-standing in Laundry or as on plan, installed in airing cupboard.

KITCHEN: Formica sink bench, selected from standard colour range, with stainless steel bowl central, complete with plug and waste and mixing faucett.

All hot and cold water run in concealed copper pipe to a point ready to be connected to main supply, P.V.C. pipe may be used for cold water.

1 Hose Tap fitted adjacent to back door.

L Clayton
.....
For KEITH HAY HOMES LIMITED.

1st January 1976.

MICROFILMED

.....
OWNER.

20250-90-7
App. 463

ROOF: (A) Long Run Corrugated Iron roofing to be fitted over building paper supported on galvanised netting. All ridges and valleys in Galvanised Iron. 'Marley' Classic Mk.2 Rainwater system, white P.V.C. guttering and downpipes (circular section) securely fixed ready for connection to soakholes or drain.

OR

(B) Harvey Tiles fitted to manufacturers specifications. Valleys in Galvanised Iron. 'Marley' Classic Mk.2 Rainwater system, white P.V.C. guttering and downpipes (circular section) securely fixed ready for connection to soakholes or drain.

PAINTING: All painting work to be carried out under strict supervision, with high grade materials. Exterior and interior colour schemes may be selected by the Purchaser, to a maximum of 4 exterior and 6 interior colours. Additional colours at an extra cost. Generally the paintwork is applied to 'Berger' Paints N.Z. Limited Standard Specification.

Exterior:- Roofing is unpainted. ALL TO BE UNDERTAKEN BY OWNER.

Prime all Weatherside 1 coat of GENERAL PURPOSE priming before fixing. All other exterior timbers to be primed. Then stop with first grade putty to all nails holes scribers and any defects. Then apply to all exposed woodwork, 1 coat of approved undercoat followed by 1 coat of High Gloss.

One coat of sealer to fibrolite wall sheathing, soffit lining and gable ends, followed by one coat of Acrylic paint.

Interior:- Ceilings to bedrooms, hall and lounge, etc. to receive 2 coats of Acrylic paint. All woodwork to above rooms etc. to receive 3 good coats of paint. Walls to same to receive 2 coats of Acrylic paint or flat enamel paint, paint to any approved colour.

Doors - all interior hardboard doors to have standard paint finish to selected colours. Paint 3 coats of paint. Interior wardrobes, 1 coat of Acrylic paint.

Kitchen, Bathroom, Toilet and Laundry walls, ceilings, and inside of cupboard doors, to receive 1 coat of sealer, 1 coat of enamel undercoat, and 1 coat of approved enamel. Interior of all cupboards are unpainted.

In lieu of paint to walls, wallpaper will be supplied and fixed to the value of $3.00 per standard roll (Budget Homes & Cottages) or $4.00 per standard roll (Special Value Homes.) When papered all plaster joints etc. to receive 1 coat of sealer.

ELECTRICIAN: (Note: Owner must requisition for power supply in certain areas). All electrical work and installations to be executed by reputable and registered Contractors and the following details are standard. All circuits to be run in approved cable. Main switchboard located in back porch or alternate position decided by Contractor and serviced from outside of building. Sub-boards where required are to be located by the Contractor.

MICROFILMED

TOTAL of lights and power points are as follows:-

Interior ceiling or wall lights. (One to each room). Number: 11

Power Points. (One to each main room, 2 to lounge & kitchen). Number: 10
T.V. Aerial Connector to lounge.

Exterior lights. (One to front and rear entrances). Number: 2

L. Clayton
.....
For KEITH HAY HOMES LIMITED.

.....
OWNER.

1st January 1976.

20250-90-7
App. 463

Point for Hot Water Service.
Stove wiring for 4 plate supply.
(All lights complete with plain opal shades, except wall lights).
1 Hot Water element of 1000 watts. and thermostat supplied, or as required by Local Power supply Authority.
1 full size ATLAS 560mm. Four-Plate Automatic Stove. ~~H4AP.~~ (Special Value Homes).
~~1 " " ATLAS 560mm. Three-Plate Stove. HDP. (Budget Value Homes & Cottages).~~

STANDARD FITTINGS AND FIXTURES SUPPLIED:

KITCHEN: 1650 Sink Bench Unit, 4 drawers, 3 cupboard doors and chopping board.
Dresser Units with Formica surfaced dresser top.
~~1800~~ 4 Hung Doors.
1350 3 " "
900 2 " "
Top Cupboards.
~~1800~~ 4 Hung Doors & 2 Hardboard sliding doors below.
1350 3 " " " " " " "
~~900 2~~ " " " " " " "
725 2 " "
~~Floor to ceiling Pantry. 450 or 900. 1 door or 2 door.~~
" " " Airing Cupboard. 1 door.
" " " Broom " 1 "

BATHROOM: Built-in Shaving Cabinet with mirror and accessory shelves, toilet roll fixture, towel rail, soap recesso, tooth brush rack, 750 wooden unit with 'Lady Caroline' plastic top.

LAUNDRY: Wash tub with cupboard under, ~~built-in ironing board where possible.~~ Soap recesso over tub.

SUNDRY: Lockset to front, back and french doors. Tulip Style.
Latchsets to interior doors. Tulip Style.
Snibset to W.C. & Bathroom. Tulip Style.
Awning windows with J.M.F. plastic catches.
45mm. Satin Chrome handles to cupboard doors where applicable.
30mm. Satin Chrome recessed finger pulls to sliding doors.

BASE SHEATHING: Base of dwelling to be sheathed with 4.5mm. or 6mm. flat asbestos cement sheets suitably battened at joints and corners.
Fibrolite unpainted. Adequate ventilation to sub-floor.

B9

STEPS: Precast concrete treads with galv. steel stringers fitted to front/back door.
Wooden steps to front/back door.

HANDRAILS:

MICROFILMED

OWNER.

LANDINGS/DECKS:

L Clayton
.....
For KEITH HAY HOMES LIMITED.

.....
OWNER.

1st January 1976.

90250-90-7
App. 463

WASTE PIPES: Carry waste pipes from fittings to gulley traps with all necessary fittings, etc. to conform to any governing regulations or by-laws.

WATER CONNECTION: Run feeder supply from main supply in 12mm. copper or alkathene tube.

WATER SUPPLY:

DRAINAGE: Install complete sanitary and stormwater drainage system in accordance with best trade practice to the satisfaction of any governing authority.

ELECTRICAL MAINS: Electrical mains connected from switchboard to power point of entry on house. New overhead power connection from existing pole or road to point on house to a maximum distance of 18 metres, generally installed free by Power Boards. No allowance for underground mains.

HEATING: ~~Install two only thermostatically controlled electric central heating units. Aireaheat Model 2KW-W. (Special Value Homes).~~

FIBREGLASS: Install R9. Batts to Ceiling and Exterior Walls only. (Special Value Homes).

FLOOR SANDING: At completion all floors to be treated with electric sanding machine with a standard cut.
N.B. This is not suitable for polyurethane.

VINYL: Service Rooms covered with Vinylaire VA100 cushion-back vinyl sheeting, fixed with an approved adhesive and well rolled. Skirtings to be timber painted. Exposed edges of flooring and doorways, etc. finished with approved Hardwood edging strip. (Special Value Homes).

MICROFILMED

L. Clayton

....

For KEITH HAY HOMES LIMITED. OWNER.

1st January 1976.

Johnston

20250-90-7
App. 463

YARD CONSTRUCTION: The owner is responsible to inspect the building in the Construction Yard before delivery to the site, and advise the Builder of any defects, faults, specification changes and/or ommissions that may, at the Builders option, be remedied before delivery or treated on completion of the maintenance period.

BUILDING PERMIT: The Building Permit is to be obtained by the Purchaser and lodged at the Office before the building is commenced, or in the event of a stock house, before the house is delivered, with all fees payable by the Purchaser unless contrary to the terms of the Contract.

DAMAGE TO PROPERTY: The Contractors cannot be held responsible for any damage to property other than that of careless workmanship. The Builders will, if necessary, adjust doors or windows up to thirty-one days after delivery, at no extra charge.

ROCK & SUBSTANDARD BEARING GROUND: No allowance has been made for excavation and removal of rock. Any encountered in excavating for drainage or foundations will be removed at cost plus 10% Contractors Margin. No allowance has been made for any extra foundations required by Building or Institution Inspectors should fill or Substandard bearing ground be encountered.

TIMBER SCHEDULE: The Contractors reserve the right to change the timber used in any building, but in all cases these changes will comply with the Local By-Laws. Any change will be subject to an increase or decrease in the price originally quoted, and the Purchaser informed accordingly.

Concrete Pile Foundation. 200mm.x200mm. Piles on 300mm.x300mm.x100mm. concrete pads as required.

Jack Studs at 1350mm. crs.	B.Ht.Rimu, B.Ht.Matai or T.Pine.	100 x 75
Jack Stud Block Plates.	" " "	150 x 150 x 100
Sleeper Plates.	" " "	125 x 75
Floor Joists at 450 crs.	Treated Pine.	150 x 50
Exterior Framing.	Treated Pine, B.A.R. or D.Fir.	100 x 40 / 100 x 50
Braces checked into exterior walls.	" " "	Galv.Steel or 100 x 25
Dragon Ties 1800 return to corner checked in.		Galv.Steel or 100 x 25
Trimmers to Openings.	Treated Pine or B.A.R.	
	up to 1800.	150 x 50
	1800 to 2700.	200 x 50
	up to 3500	200 x 100
	as per Engineers calculations.	
Trimmer Studs:	Opening under 1350 check 12.	100 x 50
	Opening over 1350 double studs.	100 x 50
	Spiked together, one supporting lintel.	
Trusses at 900 crs.	Bottom cords. T.Pine or D.Fir.	100 x 50
Braces, Struts and Hangers.	T.Pine, B.A.R. or D.Fir.	75 x 25
Rafters at 900 crs.		150 x 50
Purlins at 750 crs. on edge or flat.	T.Pine, B.A.R. or D.Fir.	75 x 50

50 x 40 Battens if Harvey Tile Roof.

MICROFILMED

L. Clayton

....

For KEITH HAY HOMES LIMITED. OWNER.

1st January 1979

20250-90-7
App 463

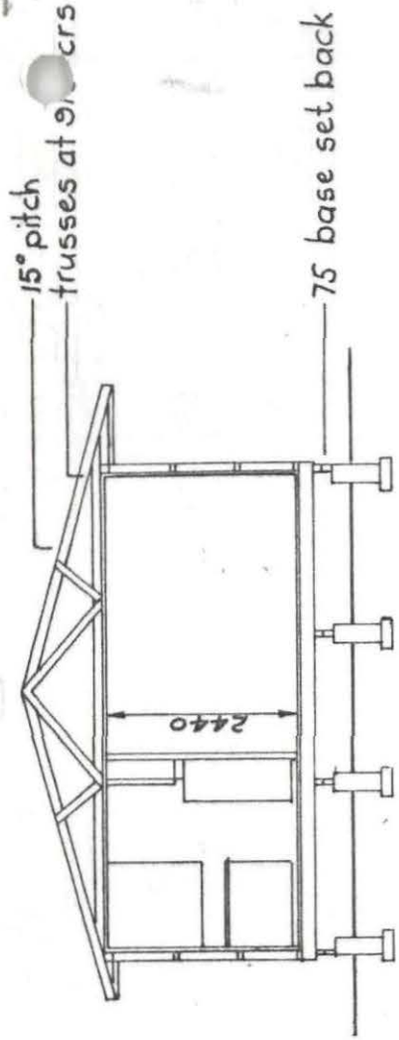

SECTION A-A

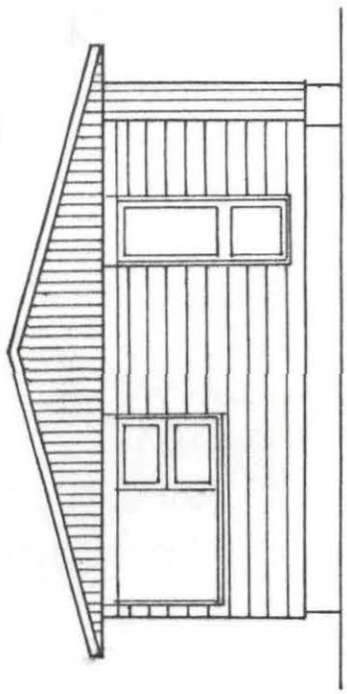

END ELEVATION

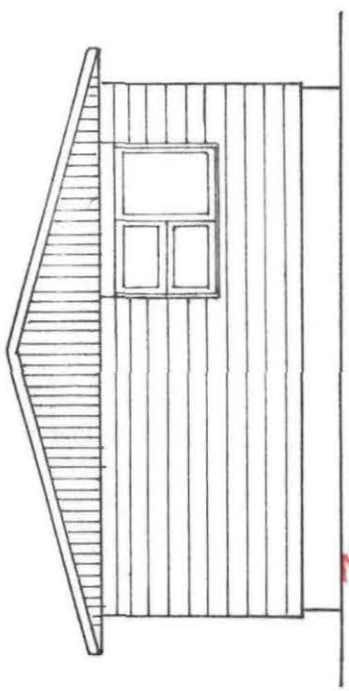

END ELEVATION

MICROFILMED

Keith Hay Homes Ltd
73 Carr Road, Mt. Roskill
Auckland N.Z. phone 699-199

Scale 1·100	PLAN REF. NO.
Drawn 3·3·75 M. LOWE	888
Area	

LOP 4425

20250 -90-7
App 463



FRONT ELEVATION

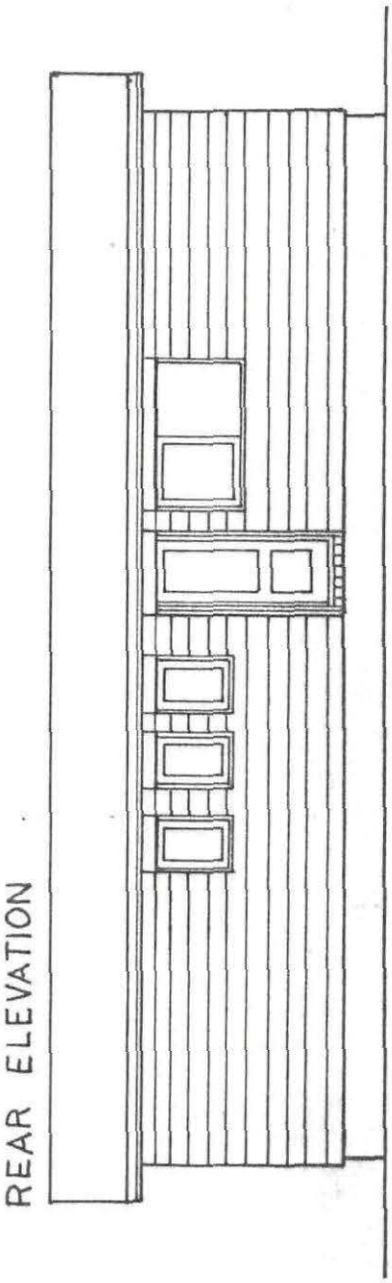

REAR ELEVATION

MICROFILMED

Keith Hay Homes Ltd
73 Carr Road, Mt. Roskill
Auckland N.Z. phone 699-199

Scale 1:100	PLAN REF. No.
Drawn 3-3-75 M. LOWE	888
Area	

LOP 4425

LOP 4425

Keith Hay Homes Ltd

73 Carr Road, Mt. Roskill
Auckland N.Z. phone 699-199

⊕ Lights (11)
• power points (10)
x telephone

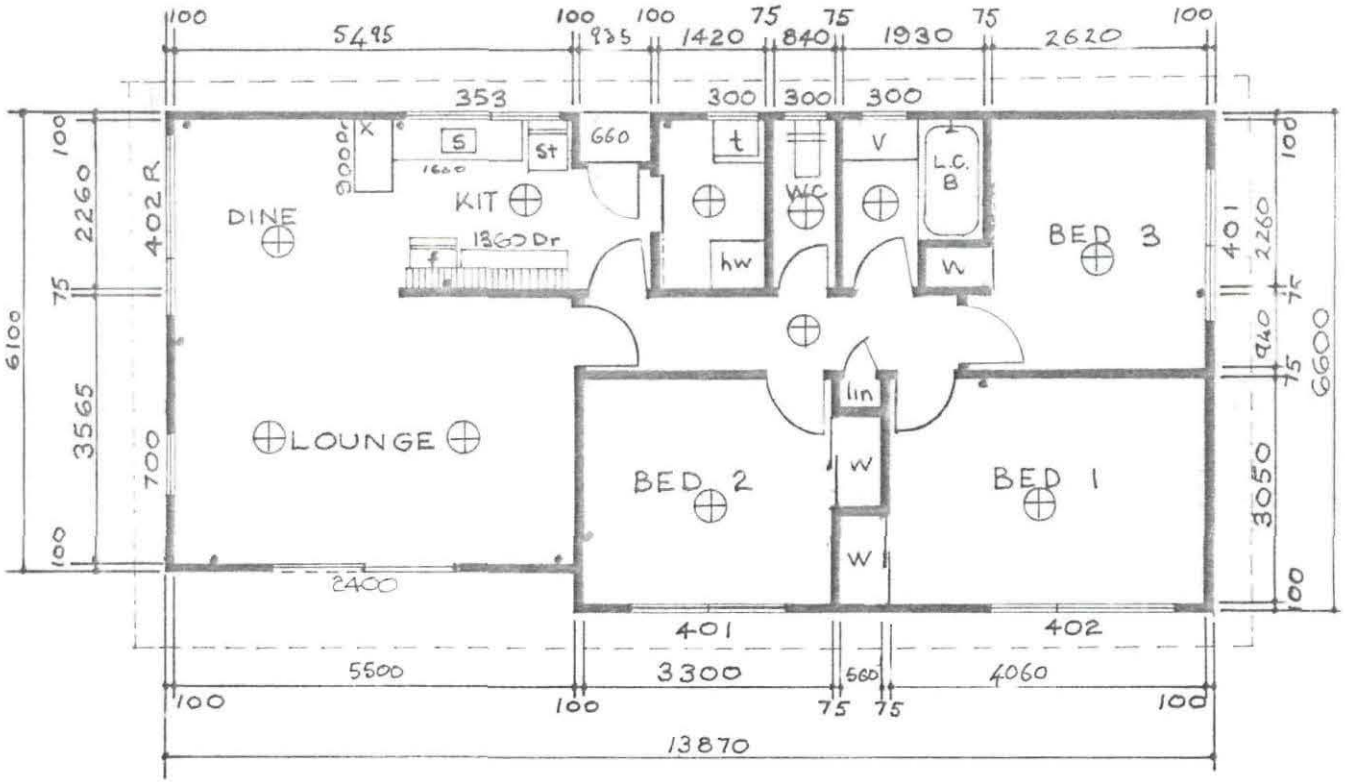

Sheathing:
Lending Inst:
Local Body:
Downpipe Positions: note on plan:
Water: Mains / Pressure Tank / Gravity Tank
Others:

Sinkbench Colours:
Dresser Colours :
Shower Linings :
Bath / Shower Type:
Lights Interior :
Power Points :

Exterior:

Scale	PLAN REF. NO.
1:100	888
Drawn 3·3·75 M. LOWE	
Area (956 sq.ft) 88.8 m²	

MICROFILMED

20250-90-7
Ap. 463

20250-90-7
463

KEITH HAY HOMES



Keith Hay Homes Limited
"Building fine homes for New Zealanders everywhere"

Blenheim Branch:
RD4, Blenheim. Telephone 6309 Blenheim.

Bankers: The National Bank of New Zealand Ltd.

18th January 1977.

Senior Building Inspector,
Marlborough County Council,
P.O. Box 19,
BLENHEIM.

Dear Sir,

Please find enclosed 2 sets of Plans and Specifications and Site Plan for Mr & Mrs J. Carey.

We enclose a cheque for $86.50 as follows:-

Estimated Value of Building $15,400	Fee	$48.00
Estimated Value of Plumbing and Drainage $1,500		$30.00
N.Z.B. Levy on above total		$ 8.50
		$86.50

Yours faithfully,
Keith Hay Homes Ltd,

R. L. Clayton,
Branch Manager.

MICROFILMED

2025-0-90-7
463

KEITH HAY HOMES



Keith Hay Homes Limited
"Building fine homes for New Zealanders everywhere"

Blenheim Branch:
RD4, Blenheim. Telephone 6309 Blenheim.

Bankers: The National Bank of New Zealand Ltd.

LOT. 3 DP 4646.
THE ANCHORAGE WAIKAWA.

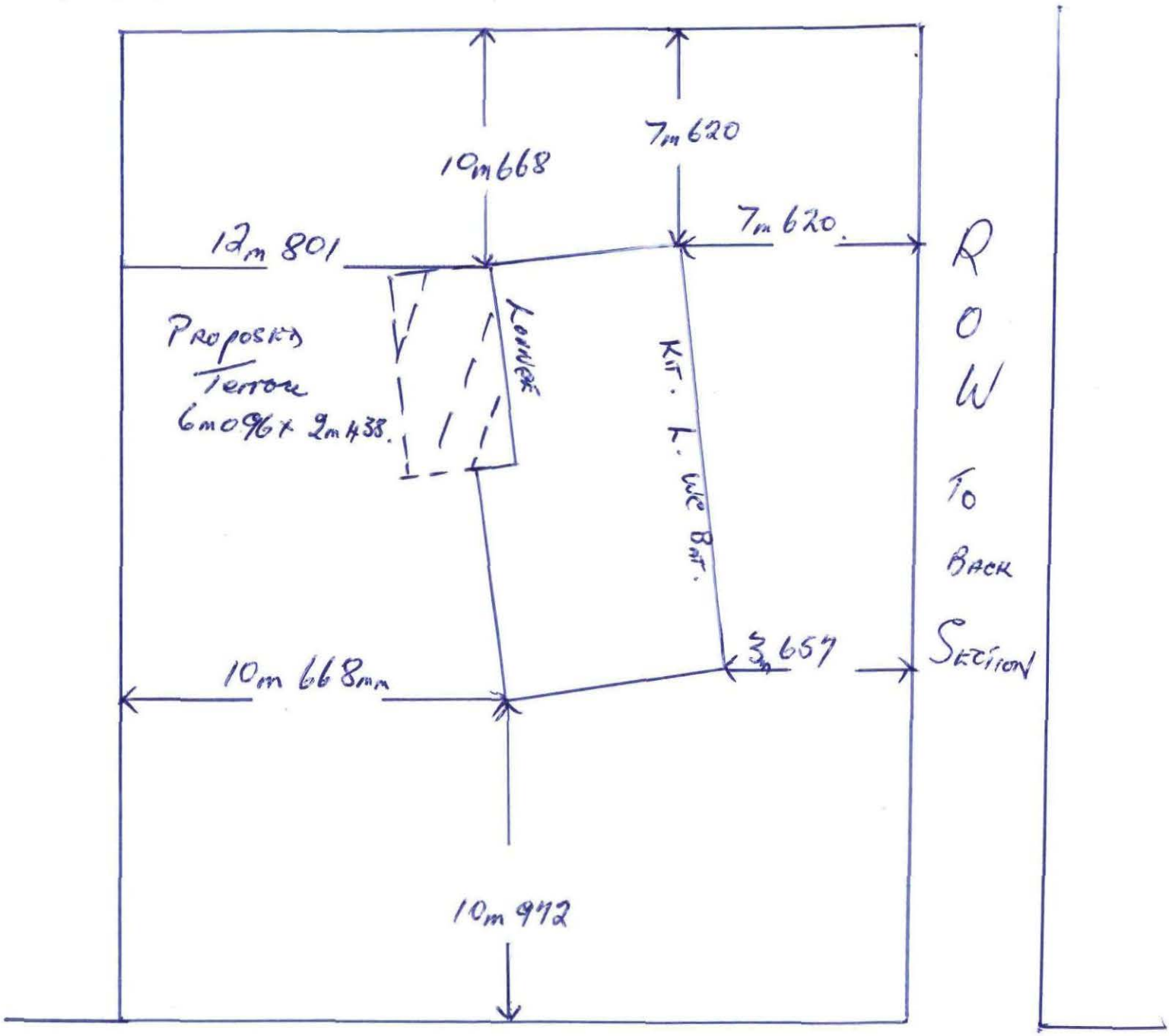

Proposed Site Plan for Mr & Mrs Corey

MICROFILMED

SEWER

PICTON BOROUGH COUNCIL

APPLICATION FOR SEWER CONNECTION

Name of Owner: A.M. & J.F. TAYLOR 20190 - 357

Location of Property to be Serviced:

House Number and Street: 33 RAKAU ST. MAHAKIPA

Legal Description: Lot No: 3 D.P. 4646

Type of Premises: RESIDENTIAL HOME (House, Flats, Shop etc)

Diameter Required: Existing

Position and Depth Required: (eg. 1.5m from south boundary, 0.9m to invert)

Existing

NOTE:- Sketch position on back of form if necessary. Already In position.

Name of Applicant: (please print) A.M. & J.F. TAYLOR

Address of Applicant: 33 RAKAU ST. PICTON

Signature of Applicant: J.F. Taylor Date:

For Office Use Only:

Application Received By: Date:

Connection Fee: Paid: Receipt No:

Existing Connection: Yes/No: New Connection Required: Yes/No

Checked by Drawing Office: Date:

Application Approved By: Date:

Position Recorded by Drawing Office:

Date Connection Installed:

Position Connection Installed:

Cost of Connection:

NOTE:

Generally each property shall have its own sewer connection and each property shall have only one sewer connection.

Any departure from this will only be allowed if written permission has been obtained from the Borough Engineer following written application from the owners concerned. This permission will only be given if there is a particular problem due to the level or nature of the property concerned.

The standard connection fee applies only to 100mm connections and all other connections will be charged at actual cost.

20250·90·07

Valuation No.

90 Application No.

Checked For

Access to Property

Stormwater Disposal

Water

Sewer

Set Back

Building Line Restriction

Zoning Res A

Coverage

Yard Requirement

Fire Zoning

Structural Details

Site Stability

Permanent Levels

Off-Street Parking Provisions

Other Acts and Regulations

Sent to Council

for Decision

Signed by:

Engineer A E Cross 12/6/78

Health/Building Inspector L. L. Chartens 5.7.78

Land Planning Officer [illegible] 3/7/78

Name J.CAREY

Address WAIKAWA

MICROFILMED

Inspections

Chief Health/Building Inspector	Land Planning Officer	Staff Engineer
Elevation of part of house garage is attached too. HLC 12/6/78	The site plan does not show the location of the road. AB 14/6/78.	ok SEC 12/6/78

MARLBOROUGH COUNTY COUNCIL

BUILDING APPLICATION FORM

The County Engineer,
(attn. Building Inspector),
Marlborough County Council,
BLENHEIM.

Date 6 - 6 - 1978

Dear Sir,

I hereby apply for permission to ~~erect~~ ~~alter~~ ~~convert~~ ~~reinstate~~ ~~add~~ ~~demolish~~ a Garage

Mr Jim Carey / (Previous Owner)

Address: Anchorage Waikawa

Builder: Owner (Name) (Address)

Drainlayer/Plumber Perry Drainage Address 39 Veldt St

According to the plans and specifications deposited herewith in duplicate.

1. LOCALITY Waikawa
2. VALUATION No. 20250/90/7
3. DESCRIPTION: Lot No. 3 DP 4646

AREA 832 m².

4. AREA OF GROUND FLOOR ____ M²
5. AREA OF OUTBUILDING 36 M²
6. ESTIMATED VALUE of Building or Alterations $ 1600 : 00 Fee $ 25 : 00
   Plumbing and Drainage $ 50 : 00 Fee $:
   Travelling $ 15 : =
   Building and Research Levy $:
   TOTAL $ 40 : 00

If work valued at over $20,000 state estimated date of commencement ____ / ____ (month / year)

estimated date of completion ____ / ____ (month / year)

7. ARE THERE ANY OTHER BUILDINGS ON THE SITE House
8. PROPOSED PURPOSES for which every part of above building is to be used or occupied (describe separately each part intended for use of occupation for a separate purpose).

garage for car

BC

Your faithfully,

Signature of Applicant A B Fitzpatrick for F L Anderson Ltd

Address Waters Ave Blenheim

NOTE: Fees, Plans and Specifications should accompany this application (see reverse).
NOTE: No active work shall be commenced on any building until all necessary permits have been issued.

MICROFILMED

FOR OFFICE USE ONLY

Application No. 90 Date 6 JUN 1978 Approved L. R. Saunderson
Permit No. H122706 Date 5 JUL 1978 Date 5 - 7 - 78
Fee Paid $ 20378 20528 Date 8 JUN 1978 Condition
Receipt No. 40 Date 8 JUN 1978

$15 T+Lo come.

Zone
Remarks

INFORMATION

BUILDING BY-LAWS — NZSS 1900 N.Z. STANDARD MODEL BUILDING BY-LAWS

Building Permits are required among other things for the erection, re-erection, reconditioning of a building, alterations, repair, addition or removal from one place to another (maintenance-work, other than structural is not deemed a repair). For buildings whether temporary or permanent, movable or immovable. For retaining walls within 1.25m of a boundary or exceeding 1.25m in height; tanks 22,750 litres and over and tanks 1800 litres and more supported at a height of more than 1.900m.

Applications:

Both applications for Building, Drainage and Plumbing (if required) to be submitted with the fees. In duplicate — site plan, foundation and floor plan, elevations and cross section, and specifications of material and workmanship, and all measurements to be in metrics.

Estimate value means the value of the completed work including all materials and labour. The Engineer shall have absolute determination of the valuation of such work.
No person shall erect or cause to erect a building without first obtaining a permit. Nor shall they commence any excavations or filling to form access from any road or reserve without prior approval from the Engineer. Especially where the garage is above or below the road level.

The Building Inspector is to be notified at least 24 hours prior to foundations being poured.

Any enquiries regarding zoning and land use refer to the County Land Planning Officer.

SCHEDULE OF FEES:

Estimated Value of Work

				FEE
				$
	Not exceeding	4,000	—	25.00
4,000	Not exceeding	5,000	—	30.00
5,000	Not exceeding	6,000	—	36.00
6,000	Not exceeding	8,000	—	42.00
8,000	Not exceeding	10,000	—	48.00
10,000	Not exceeding	15,000	—	60.00
15,000	Not exceeding	20,000	—	72.00
20,000	Not exceeding	30,000	—	96.00
30,000	Not exceeding	40,000	—	120.00
40,000	Not exceeding	50,000	—	144.00
50,000	Not exceeding	60,000	—	168.00
60,000	Not exceeding	70,000	—	186.00
70,000	Not exceeding	80,000	—	204.00
80,000	Not exceeding	90,000	—	222.00
90,000	Not exceeding	100,000	—	240.00
100,000	Not exceeding	150,000	—	270.00
150,000	Not exceeding	200,000	—	300.00
200,000	Not exceeding	250,000	—	330.00
250,000	Not exceeding	300,000	—	360.00
300,000	Not exceeding	350,000	—	390.00
350,000	Not exceeding	400,000	—	420.00

For every $50,000 or part in excess of $400,000 — $25.00.

10km — 15km	$12	This to apply to all buildings except dwellings costing over $30,000 excluding plumbing, drainage Commercial and Industrial Buildings costing over $40,000.
16km — 30km	$15	
31km — 45km	$20	
46km — 60km	$30	
Over 60km	$40	

For fees in excess of those shown contact the County Office.

BUILDING RESEARCH LEVY FOR VALUE EXCEEDING $3,000

Total Value (including plumbing) $	**Levy** $
3,000- 4,000	4.00
4,000- 5,000	5.00
5,000- 6,000	6.00
6,000- 7,000	7.00
7,000- 8,000	8.00
8,000- 9,000	9.00
9,000-10,000	10.00
10,000-11,000	11.00
11,000-12,000	12.00
12,000-13,000	13.00
13,000-14,000	14.00
14,000-15,000	15.00
15,000-16,000	16.00
16,000-17,000	17.00
17,000-18,000	18.00
18,000-19,000	19.00
19,000-20,000	20.00
20,000-21,000	21.00
21,000-22,000	22.00
22,000-23,000	23.00
23,000-24,000	24.00
24,000-25,000	25.00
25,000-26,000	26.00
26,000-27,000	27.00
27,000-28,000	28.00
28,000-29,000	29.00
29,000-30,000	30.00
30,000-31,000	31.00
31,000-32,000	32.00
32,000-33,000	33.00
33,000-34,000	34.00
34,000-35,000	35.00
35,000-36,000	36.00
36,000-37,000	37.00
37,000-38,000	38.00
38,000-39,000	39.00
39,000-40,000	40.00
40,000-41,000	41.00
41,000-42,000	42.00
42,000-43,000	43.00
43,000-44,000	44.00
44,000-45,000	45.00
45,000-46,000	46.00
46,000-47,000	47.00
47,000-48,000	48.00
48,000-49,000	49.00
49,000-50,000	50.00

Additional fees may be calculated at $1 per $1,000 value or part thereof.

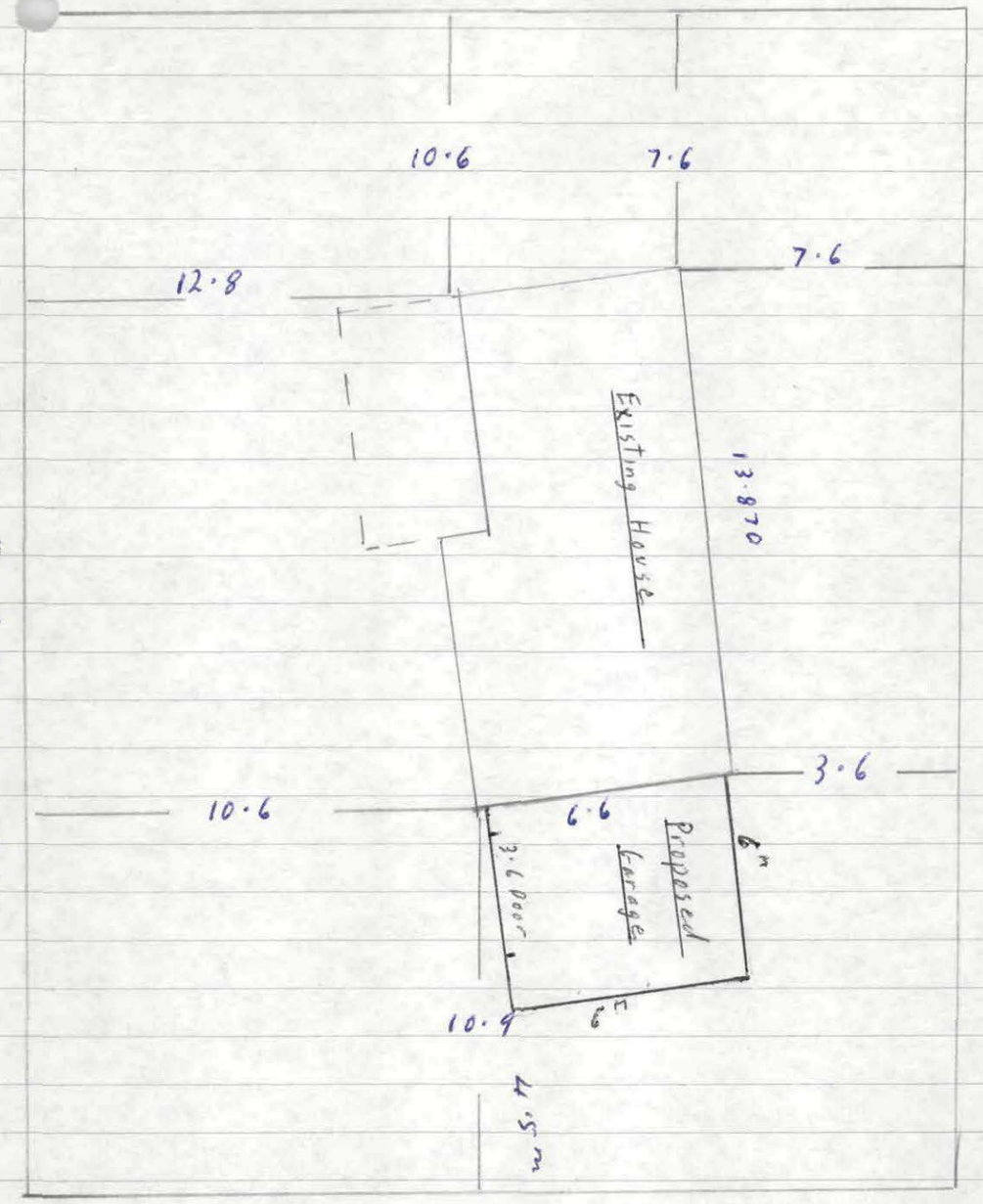

13870
6000
19870

Lot 3 DP4646

MICROFILMED

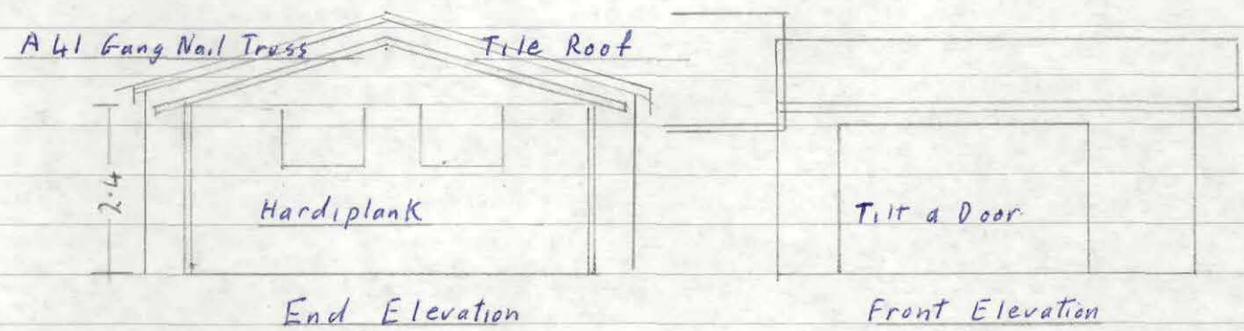

End Elevation

Front Elevation

Specification for Mr J Carey's Garage to be built at the Anchorage Waikawa

Foundation: To be continuous concrete with 2/12mm reinforcing rods.

Wall plates: 100×50 T Rad.

Studs: 100×50 T Rad at 600 c/c

Dwangs: 100×50 T Rad 2 rows.

Roof framing: A41 Gang Nail trusses at 900 c/c

Roof: To be Harvey tile fixed on 50×50 battens

Exterior sheathing: Wood grained Hardiplank

Soffits: 6mm Hardflex.

MICROFILMED

No 937

MARLBOROUGH COUNTY COUNCIL

P.O. Box 19,
Blenheim,

23. 6. 78

To Mr J. Carey,
Anchorage,
Waikawa.

Application No. 90
Reference No. 20250.90.1.

Dear Sir/~~Madam~~,
Your application to erect a garage

for yourself
at Lot 3 D.P. 4696 The Anchorage, Waikawa
has been ~~Approved~~, Deferred, ~~Declined~~ for the following reasons . . .

pending the receipt of :—
(i) A site plan showing the location of the road
(ii) An elevation plan of the part of the house the proposed garage is attached to

MICROFILMED

No active work shall be commenced on any building until all necessary permits have been issued.

Yours faithfully,

K. K. Langdon.
Engineer/Building/Health Inspector

EPW—71683

Nº 1033

MARLBOROUGH COUNTY COUNCIL

P.O. Box 19,
Blenheim

9/6/78

To J. Carey
Anchorage
Waikawa

Application No. 90

Reference No.

Dear Sir/Madam.

You application to erect a garage

for

at Waikawa

has been Approved, Deferred, Declined for the following reasons . . .

pending receipt of extra fees due to increase

Total $15

MICROFILMED

No active work shall be commenced on any building until all necessary permits have been issued.

Yours faithfully,

Engineer/Building/Health Inspector

PERMIT No. 005633.

VALUATION ROLL No. 20190/357

Waiting on eng. design for U.B. beam
8.2.85
P.B.

PICTON BOROUGH COUNCIL

RETURN TO BUILDING ENVELOPE.

APPLICATION FOR BUILDING PERMIT

OWNER'S NAME A TAYLOR LOCATION 33 RANUI STREET.

PROPOSED BUILDING GARAGE ADDITION.

DATE RECEIVED 8.2.85. APPROVED P.B. Eaton. DATE 16.2.85.

ALL PLANS TO BE IN METRIC

TWO SETS OF PLANS AND SPECIFICATIONS MUST ACCOMPANY EVERY APPLICATION AND A SITE PLAN MUST BE DRAWN ON THIS APPLICATION FORM.

THREE SETS OF PLANS AND SPECIFICATIONS REQUIRED FOR COMMERCIAL OR INDUSTRIAL BUILDINGS. SUCH PLANS TO BE DRAWN UP BY AN ENGINEER OR ARCHITECT.

DRAWINGS OF REINFORCED CONCRETE WORK SHALL SHOW CLEARLY PLANS, CROSS SECTIONS, DIMENSIONS OF ALL MEMBERS, AND THE SIZE, LENGTH, SHAPE, POSITION AND OVERLAP OF REINFORCEMENT.

STEEL QUANTITIES, CALCULATIONS AND COMPUTATIONS MUST BE SUBMITTED WITH APPLICATION AND SIGNED BY ARCHITECT, ENGINEER OR DESIGNER.

OFFICE USE ONLY

FEES PAYABLE

APPLICATION FOR BUILDING PERMIT

To the PICTON BOROUGH COUNCIL.

I hereby apply for permission to ~~erect~~, add, alter, re-instate, repair, demolish, resite a

Games Room

for (Owner's Name) Mr & Mrs. A Taylor.

at (Address) 33 Ranui Street.

P. Waikawa.

according to locality plan and detail plans elevations cross sections and specifications deposited herewith in DUPLICATE.

Particulars of Land: LOT 3 DP 4646.

Area of Ground Floor 31.07 M² Area of Section 832 M²

Area of Outbuildings ..... M² Val. Roll No. 357

Proposed purpose for which every part of the building is to be used or occupied (describing separately each part intended for use or occupation for a separate purpose).

Games Room.

Estimate Value of Buildings ..... $ 9800-00

Estimate Value of Drainage and Plumbing ..... $

Total $ 9800-00

Yours faithfully,

A Taylor. Owner — 33 Ranui Street Address, Picton. Phone 1266.

RAINBOW COTTAGES
64 GROVE ROAD
P.O. BOX 442. PH. 83-889
BLENHEIM.
Builder — Address — Phone

Plumber/Drainlayer — Address — Phone

EPW—80335

PLAN OF ALLOTMENT

Showing position of proposed and existing buildings, including future garage, on the allotment and any easements and R.O.W.s

NOTE.—Distances of each building from boundary lines must be clearly indicated.

Boundary Lines to be shown thus: ——————————————————

Frontage ..... Street/Road

FEES RECEIPT No.

Buildings	$ 65.00	7607
Drainage and Plumbing	$ —	
Sewer Connection	$ —	
Water Connection	$ —	
Footpath Damage Deposit	$ 100.00	✓
Building Research Levy	$ —	
	$ 165.00	

SIGNED by:

Overseer .....

Health Inspector .....

Building Inspector .....

Upon Lodgement of Application

BUILDINGS

Estimated Value of Work			SCALE OF FEES Fees
	Not Exceeding	1,000	10.00
Over 1,000	"	2,000	20.00
" 2,000	"	4,000	30.00
" 4,000	"	6,000	45.00
" 6,000	"	8,000	55.00
" 8,000	"	10,000	65.00
" 10,000	"	15,000	80.00
" 15,000	"	20,000	90.00
" 20,000	"	30,000	130.00
" 30,000	"	40,000	150.00
" 40,000	"	50,000	180.00
" 50,000	"	60,000	210.00
" 60,000	"	70,000	240.00
" 70,000	"	80,000	270.00
" 80,000	"	90,000	300.00
" 90,000	"	100.00	330.00
" 100,000	"	150,000	370.00
" 150,000	"	200,000	410.00
" 200,000	"	250,000	450.00
" 250,000	"	300,000	500.00
" 300,000	"	350,000	550.00
" 350,000	"	400,000	600.00

For every $2,000 or part in excess of $400,000 -- $1.00

Macdonald & Associates

Consulting Civil & Structural Engineers

P.O. Box 134 9A Muller Road Blenheim New Zealand Telephone 88-245

MEMO ref: SKI/203/5

JOB: ADDITIONS TO HOUSE FOR TAYLOR, 33 RANUI ST, WAIKAWA. date: 5 FEB 1985

TO: RAINBOW COTTAGES

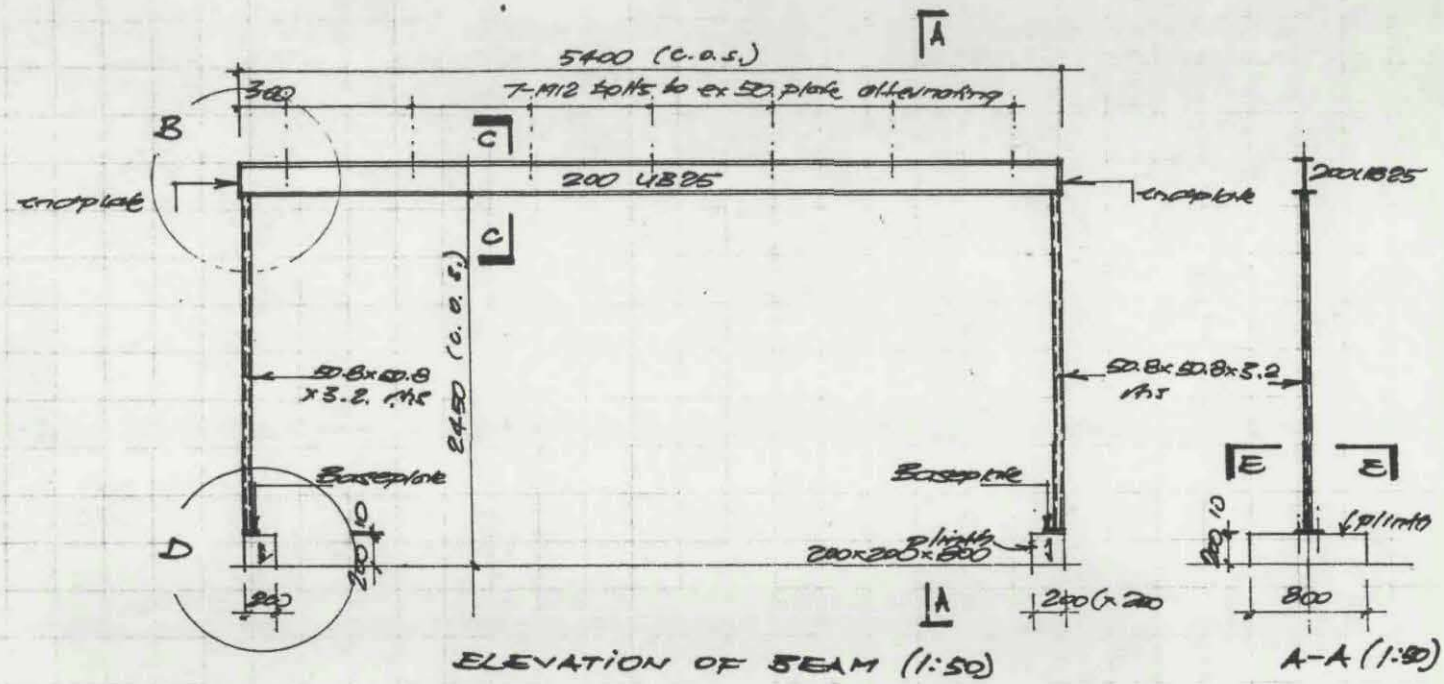

ELEVATION OF BEAM (1:50)

A-A (1:50)

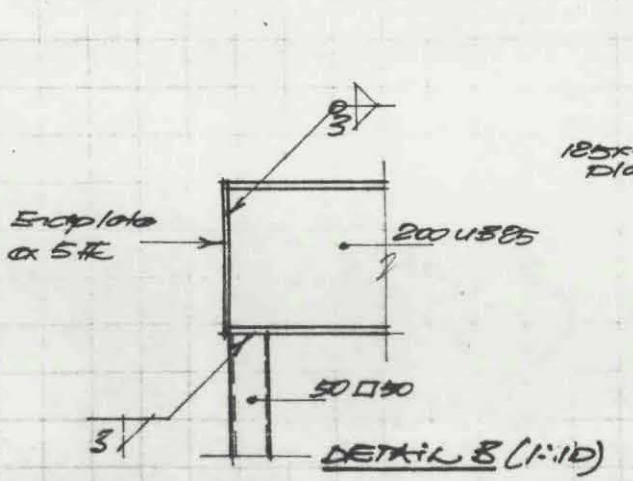

DETAIL B (1:10)

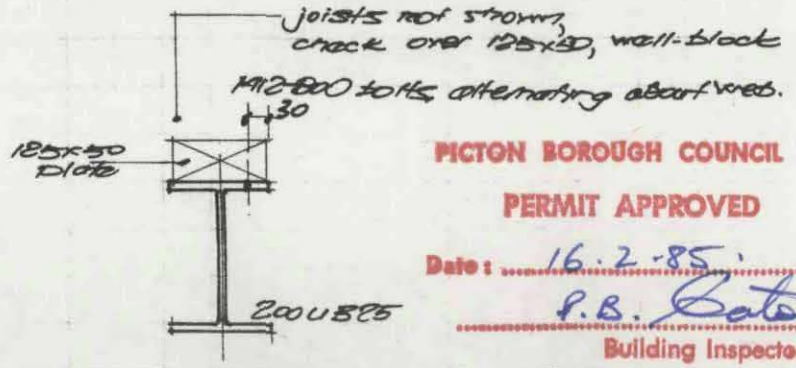

SECTION C (1:10)

PICTON BOROUGH COUNCIL
PERMIT APPROVED
Date: 16.2.85
P.B. Coates
Building Inspector

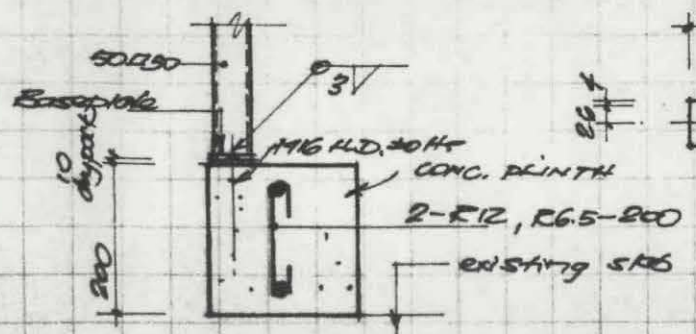

DETAIL D (1:10)



SECTION E (1:10)

NB: Dwg to be read with Dwg 0871/1 (15-1-85, by Rainbow Cottages).

GARAGE BEAM DETAILS.

Stuart R. Macdonald B.Sc., B.E., M.I.P.E.N.Z., Registered Engineer

DTB172

SHEET A

(CIRCLE whichever is applicable)

NAME: A TAYLOR **ADDRESS:** 33 RANU STREET Waikawa.

STOREY: Single or Uppermost
Lower of two or middle of three
Lower of three

ROOF TYPE: Light / Heavy

ROOF PITCH: 0° – 25° / 26° – 45°

WIND AREA: High / Medium / Low — W = 33 B.U.'s/m

EARTHQUAKE ZONE: A / B / C — E = 3 B.U.'s/m²

ROOF OR BUILDING LENGTH — BL = 5.6 m

ROOF OR BUILDING WIDTH — BW = 5.6 m

GROSS ROOF OR BUILDING PLAN AREA — GPA = 31.36m²

EARTHQUAKE: B.U.'s ALONG AND ACROSS — E x GPA = 3X31.36 = 94 B.U.'s

WIND: B.U.'s ALONG — W x BW = 33 X 5.6 = 188 B.U.'s

WIND: B.U.'s ACROSS — W . BL = 33 X 5.6 = 184.8 B.U.'s

SKETCH PLAN (external and internal walls) :

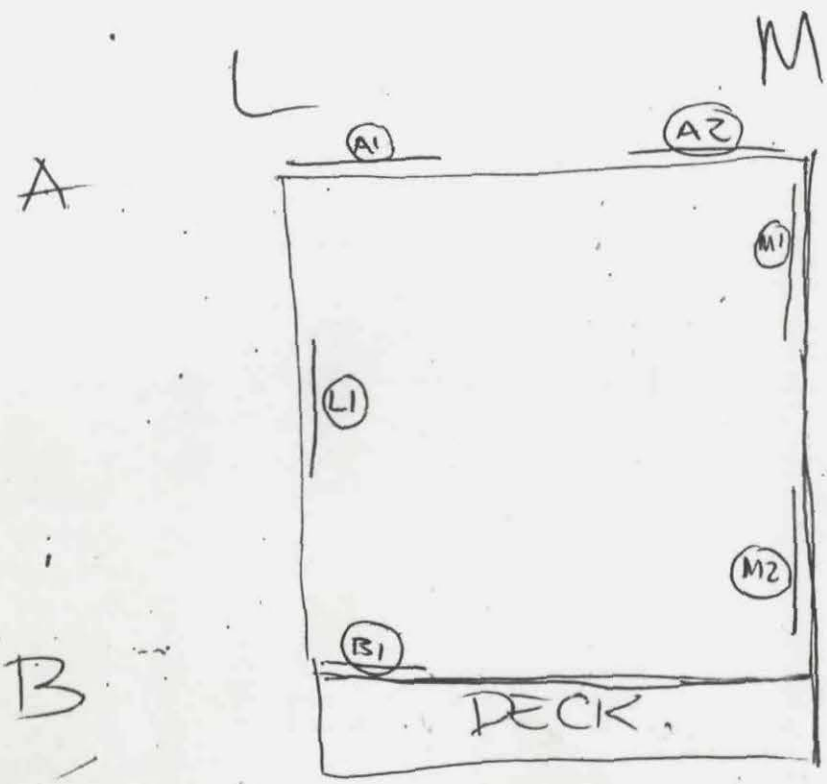

PICTON BOROUGH COUNCIL
PERMIT APPROVED
Date: 16.2.85.
P. B. Eaton.
Building Inspector

1 Total B.U.'s Required	2 Wall Line	3	4	5	6	7	8
			Wall Bracing Elements Provided				
	Label	Minimum B.U.'s Required	Label No.	Type	Rating B.U.'s/m	Length (m)	B.U.'s Provided
ALONG	A	90	A1	1	42	2.0	84
			A2	1	42	2.0	84
						Sub-total	168
	B	90	B1	1	42	1.2	50
				PLY BRACING.			
						Sub-total	50
	C						
						Sub-total	
	D						
						Sub-total	
188	TOTAL	180				TOTAL	218
ACROSS	L	90	L1	1	42	1.8	75
						Sub-total	75
	M	90	M1	1	42	2.0	84
			M2	1	42	2.0	84
						Sub-total	168
	N						
						Sub-total	
	O						
						Sub-total	
	P						
						Sub-total	
184	TOTAL					TOTAL	311

Macdonald & Associates
Consulting Civil & Structural Engineers
P.O. Box 134 9A Muller Road Blenheim New Zealand

Telephone 88-245

ref: 203/5
date: 5 Feb 85

RECEIVED
11 FEB 1985
PICTON BOROUGH COUNCIL

The Town Clerk,
Picton Borough Council,
PICTON.

DESIGN CERTIFICATE

I, STUART ROBERT MACDONALD, being registered under the provisions of the Engineers' Registration Act 1924, and holder of a current Annual Practising Certificate, HEREBY CERTIFY that I have supervised the design of and the calculations for .....a steel beam..... ..... detailed on Drawings ....SK1/203/5..... and ~~described in the accompanying specification~~ for a ....steel..... structure to be erected on Lot ..-.... D.P. .....-... Section ..-..... additions to house for Mr & Mrs A. Taylor, 33 Ranui Street, Waikawa

I FURTHER CERTIFY that the design for this structure is in accordance with the following relevant authorities ....NZS 3404..... to support the loads specified in ..NZS.4203.....

S. R. MACDONALD.

PICTON BOROUGH COUNCIL
PERMIT APPROVED
Date: 16.2.85.
P.B. Eaton
Building Inspector

20190 – 357

Roll No: 357

OWNER: TAYLOR A N

No.

REY

ADDRESS WAIKAWA

33 RANUI ST

MICROFILMED

Checked For

Access to Property

Stormwater Disposal

Water

Sewer

Set Back

Building Line Restriction

Zoning Res. A

Coverage

Yard Requirement

Fire Zoning

Structural Details

Site Stability

Permanent Levels

Off-Street Parking Provisions

Other Acts and Regulations

Sent to Council

for Decision

Signed by:

Engineer RQCh 20/1/77

Health/Building Inspector L. R. Chesterton 1/2/77

Land Planning Officer A Burdett 18/1/77.

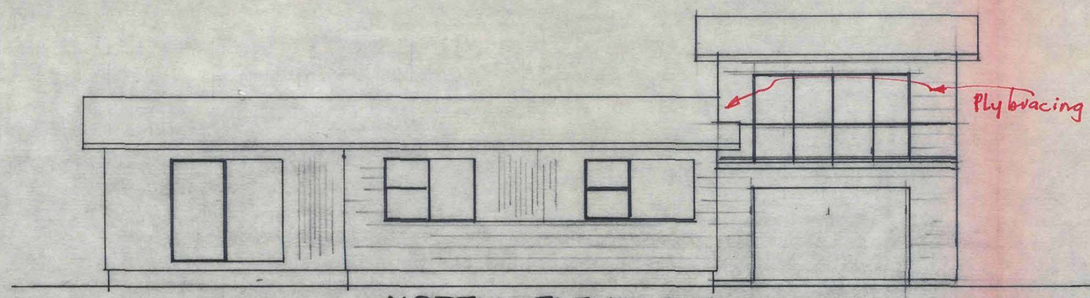

NORTH ELEVATIONS



WEST ELEVATION

SCALE 1:100

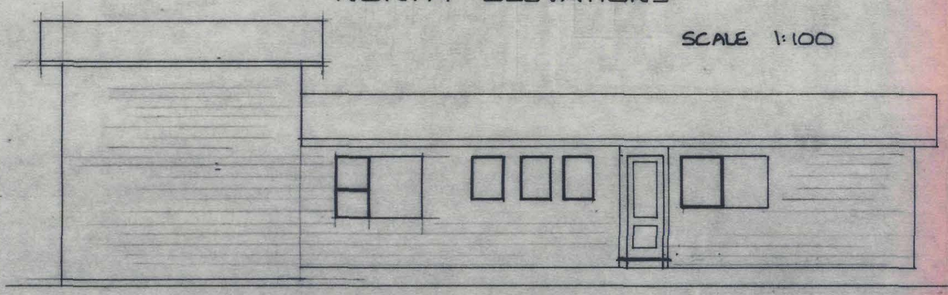

SOUTH ELEVATION



EAST ELEVATION

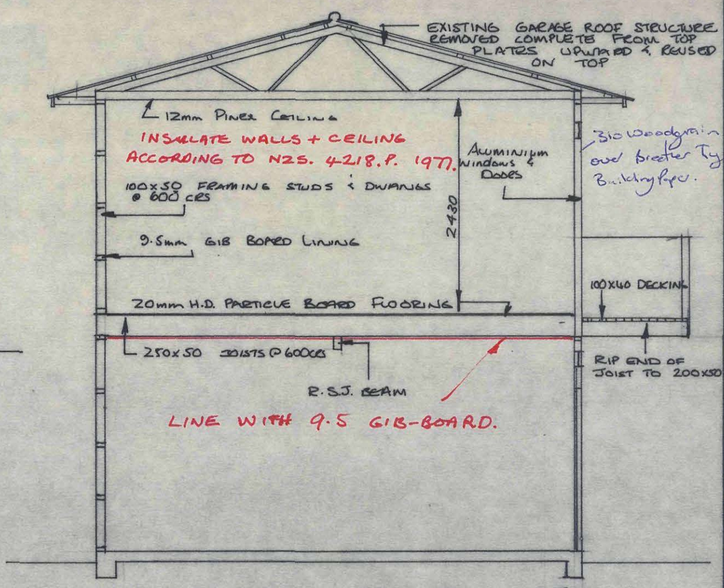

CROSS SECTION 1:50

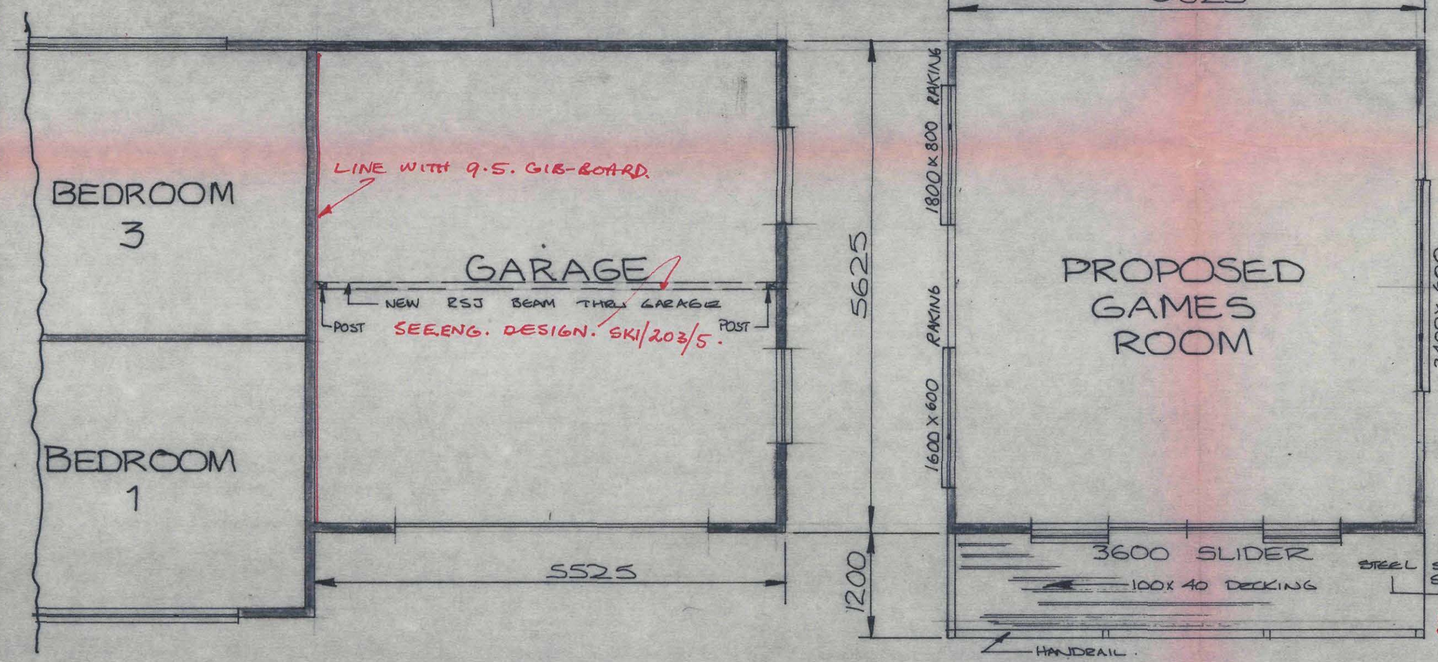

EXISTING FLOOR PLAN
SCALE 1:50

PROPOSED ADDITION FLOOR PLAN
SCALE 1:50

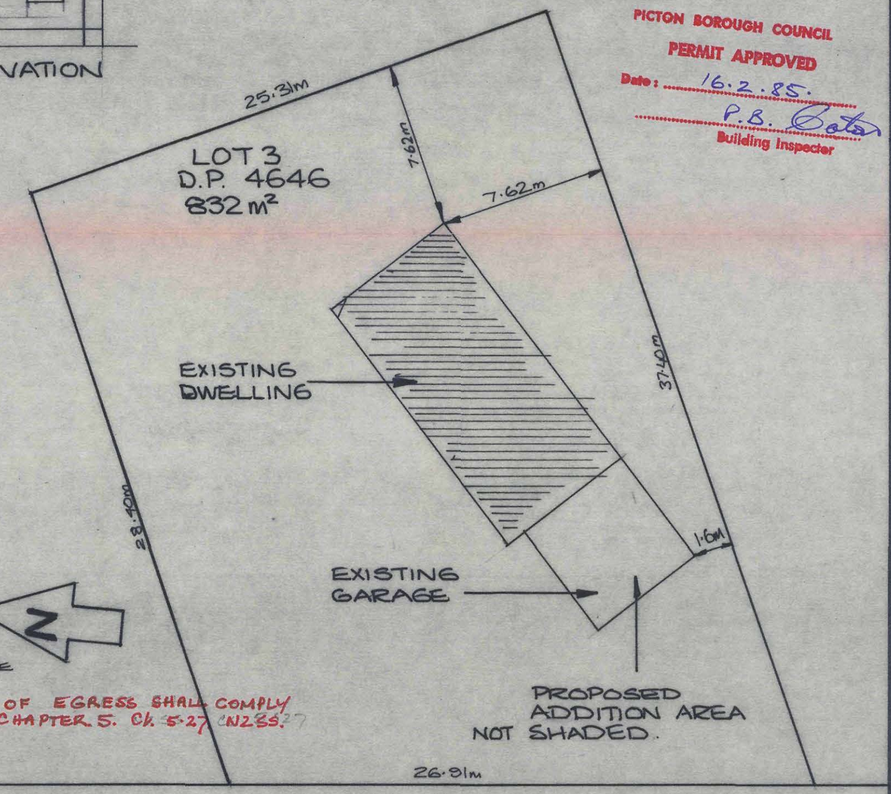

RANUI STREET

SITE PLAN
SCALE 1:200

PICTON BOROUGH COUNCIL
PERMIT APPROVED
Date: 16.2.85.
P.B. Coates
Building Inspector

BC 0057633

Rainbow Cottages
62-64 GROVE ROAD, P.O.BOX 442
BLENHEIM. PHONE 83-889.

PROPOSED ADDITIONS FOR MR & MRS A. TAYLOR AT 33 RANUI STREET, WAIKAWA.

ELEVATIONS
CROSS SECTION
FLOOR PLANS
SITE PLAN

DRAWN D.W.F.	CHECKED	SCALES 1:100	SHEET 1
TRACED D.W.F.	DATE 15-1-85	1:50 1:200	SERIES OF 1
			REF 087

File No. 3834 Permit No. H017661

MARLBOROUGH DISTRICT COUNCIL

APPLICATION FOR BUILDING PERMIT

WARNING — The issue of this Permit is an approval to do the work described herein. *IT DOES NOT IMPLY OR MEAN:* **That the method of construction is adequate or appropriate or, that the foundations are appropriate or adequate or, that Council accepts any obligations of supervision or, that Council accepts any liability whatever.**

To THE ENGINEER, Please indicate Work ✓

Sir,

I/We hereby apply for permission to erect, add, demolish, resite a (state type of work) TO LIFT EXISTING RESIDENCE & BUILD UNDERNEATH.

at No. 33 RAHUI ST PICTON. Road/Street

For (owner-occupier) MR & MRS A. & J. TAYLOR

of (full postal address) 33 RAHUI ST. PICTON. Phone

Name and address of owner AS ABOVE.
(of the land if not that stated above)

according to locality plan and detailed plans, elevations, cross-sections, and specification of building deposited herewith in **DUPLICATE**

Previous owner

PARTICULARS OF LAND

Val. Roll No. 20190 - 357 LOT 3 DP 4646 Being Pt. section

Property No. 5056666 Rural Gate No.

PARTICULARS OF BUILDING

Total floor area: 89.6 m² Area of Accessory Building 29.15 m²

R. WALTERS & A. TAYLOR Builder (Name of) ..... Address

Available Phone

C.J.P FORD Plumber (Name of) 7 SUSSEX ST. Address

Phone 27177

CJP FORD Drainlayer (Name of) ..... Address

Phone

ALL WORK DESIGNED BY THE ENGINEER IS TO BE SUPERVISED BY THE ENGINEER AND ON COMPLETION OF THE WORK THE ENGINEER IS TO SUPPLY COUNCIL WITH A COMPLETION CERTIFICATE.

ESTIMATED VALUE

Building	35000	$ 35000:00
Plumbing		$:
Drainage		$ 3000:00
Total		$ 38000:00

Signature of Owner James J Taylor

Signature of Applicant

Address of Applicant 33 RAHUI ST

Date of Application 27.2.90 Phone 27266

Apporoved

DISTRICT COUNCIL BUILDING INSPECTOR

Date 3/4/90

Footpath Damage Deposit Refunded / Retained

OFFICE USE ONLY

FEES PAYABLE –		Receipt Numbers
Buildings	$ 242:00	
Footpath Services Damage Deposit	$ 225:00	P 202
Building Research Levy	$ 42:75	
Plumbing	$:	
Drainage	$ 113:00	
Sewer Connection	$ —	now $80.00
Water Connection	$ — :	
Stormwater Connection	$ — :	
Vehicle Crossing	$ —	
Reserves Cont. Fee	$ —	
Travel Fee	$ —	
	$:	
	$:	
	$:	
TOTAL	$ 589.75	

10.90

BOS PRINT LTD

MARLBOROUGH DISTRICT COUNCIL

PERMIT N°

BUILDING PERMIT - PLANNING ASSESSMENT CHECK LIST

APPLICANT: A & J TAYLOR
SITE ADDRESS: 33 RAND STREET.

PICTON SCHEME
LOT 3 4646
RS A.

	Assessment Required	Remarks
Zoning/Use/Site	Okay	
Yards/Height	✓	* note: a minor non-compliance on existing 2ND. storey refer attached
Site Cover/Density	Okay	
Parking Requirements	✓	
Vehicle Access	✓	
Planning Approval Conditions	✓	
Subdivision Approval Conditions	✓	
Earthquake Controls	✓	
Change Where Existing Use Rights Apply	✓	
Non-Notified Application Requirements	✓	
- Town Centre - Foreshore Amenities	✓ ✓	
- Earthworks in excess of $20m^3$	✓	
- Sign(s) (P128)	✓	
- Industrial Building: Landscape Plan	✓	
- Rural Zone: Specified Development (P62)	✓	
- Development Waikawa Marae (P65)	✓	
- Places of Special Interest (P131)	✓	
- Unsuitable site (P94)	✓	
- Slope exceeding 15° (P95)	✓	
- Temporary Uses & Developments (P99)	✓	
Development Levy	✓	
Catchment Board Requirements	✓	
Building Line Restriction	✓	
Flood Hazard Requirements	✓	

SIGNED: [signature]

DATE: 29.3.90

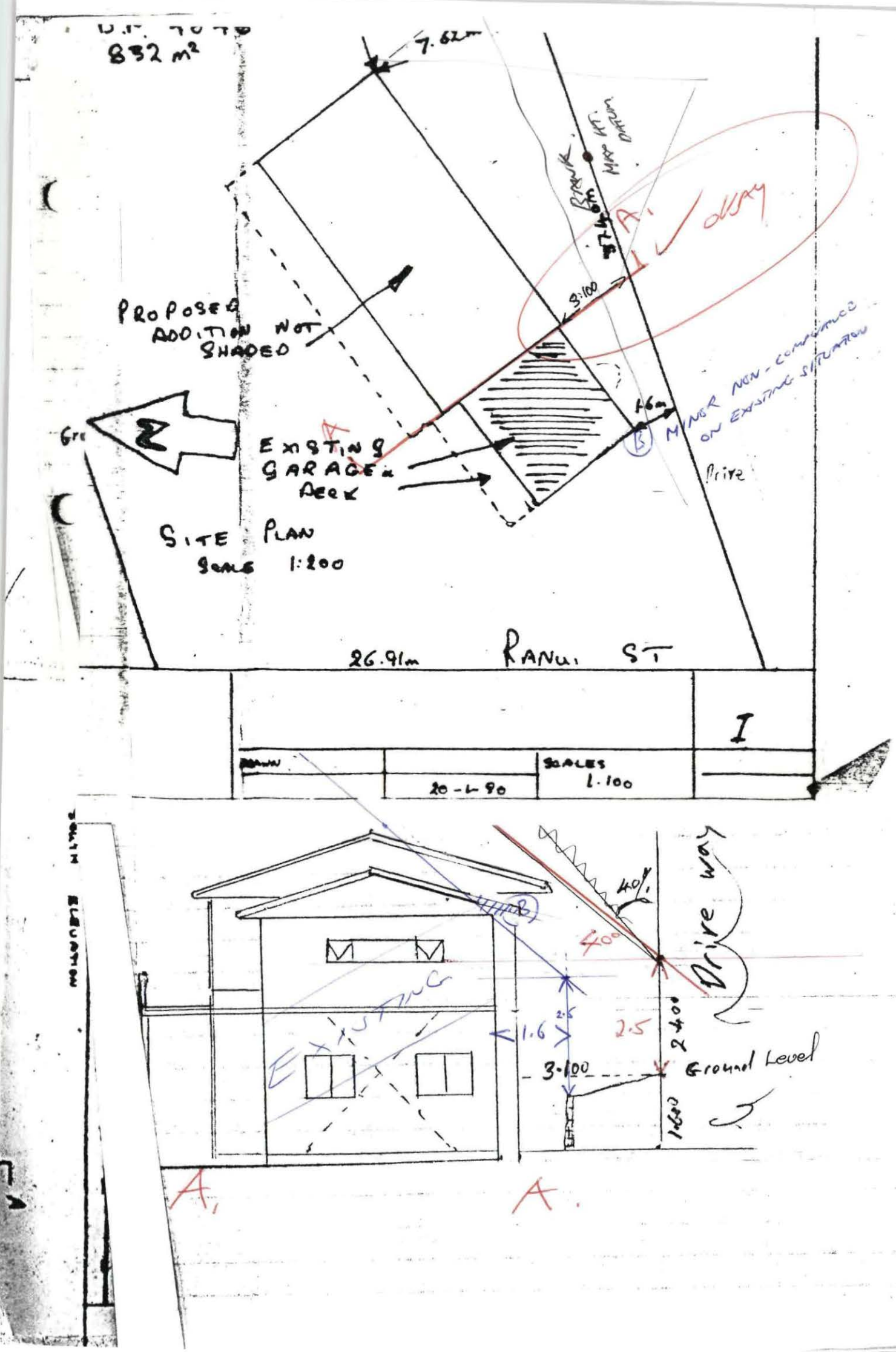

832 m²
7.62m
PROPOSED ADDITION NOT SHADED
EXISTING GARAGE & DECK
SITE PLAN
SCALE 1:200
26.91m
RANUI ST
3:100
1.6m
MINOR NON-COMPLIANCE ON EXISTING SITUATION
Drive
A
B
I
SCALES 1.100
20-1-90
40%
40°
Drive way
EXISTING
1.6
2.5
2.5
2.400
3.100
Ground Level
1.600
A
A

MARLBOROUGH DISTRICT COUNCIL

File No:

Routine Check List

Date: 27-3-90

LEGAL DESCRIPTION: Val. Roll No: 20190 : 357 Lot: 3 D.P.: 4646

PROPOSED BUILDING: Basement to Dwelling ADDRESS: 33 Ranui St

OWNER: A & J Taylor BUILDER: Owner.

DEPARTMENT:	CHECKLIST:	REMARKS:	INITIALS:	DATE:
TOWN PLANNER	Zoning, Use and Site	Res A		
	Yards and Height	✓		
	Site Coverage	✓		
	Off Street Parking	✓		
	Street Set Back/Building Line Restriction	✓		
	Length in Relation to Yards	✓		27/3/90
	Other buildings on site	House Lifted only.		
	Width of Eave	✓		
	Critical floor level area	✓		
	Catchment Board	✓		
	Council Approval Required	Included		
BUILDING INSPECTOR	Certificate of Registration	✓		
	Value of Application	✓		
	Foundation	✓		
	Concrete	✓		
	Reinforcing	✓		
	Framing	✓		
	Roof	N/A		
	Insulation	✓		28/3/90
	Veneer	N/A		
	Chimney	N/A		
	Room Sizes and Combination	✓		
	Stud height	✓		
	Light Ventilation	✓		
	Fire Wall-Lateral Support	N/A		
	Requiring Specific Design	Included.		
HEALTH-PLUMBING AND DRAINAGE	General Plumbing	OK.		
	Number of Sanitary Fittings	6		
	Sewer	Existing		
	Sewer invert (Relative to floor level)	Existing.		
	Stormwater Drains	Existing.		4-4-90.
	Stormwater to Street	Yes		
	Water Supply	Existing		
	Isolation of W.C. Compartments	OK.		
	Sewer Connection	No.		
	Water Connection	Existing		
	Stormwater Connection			
WORKS	Footpath Crossing Required			
	Footpath Level			
	Sewer Invert Level			
	Finished Floor Level			

DESIGN CERTIFICATE

ACENZ

To DISTRICT ENGINEER
MARLBOROUGH DISTRICT COUNCIL
BLENHEIM

re TAYLOR HOUSE
(Project Title)

I, WILLIAM LEIGH McCALLUM, being a Registered Engineer and holding a current Annual Practising Certificate and being a Member of the Association of Consulting Engineers New Zealand and a Principal/Director of DAVIDSON PARTNERS LTD, hereby certify that:

- This Consulting Practice has been engaged to design and execute the appropriate engineering calculations for 200 UB 25 BEAM OVER GARAGE & 250 X 100 TIMBER LINTEL OVER GARAGE DOORS
(Description & Type of Structure)
proposed to be constructed for MR & MRS A.J TAYLOR
(Name of Owner)
located at 33 RANUI ST, PICTON
(Street Address)
on
(Legal Description of Site)

- The accompanying 2 *(Number)* sheets of Drawings titled and numbered 4154 / SK 1 & 2 and dated 25.3.90 and Specification Sections numbered adequately illustrate the design of the structure.

- I have exercised reasonable control over the design processes for the works defined above which have been designed in accordance with sound and widely accepted engineering principles to support the loads specified in NZS 4203 and various aspects of the design are in accordance with the following relevant authorities NZS 3404 NZS 3603

- I believe the stresses in the various materials of construction and force resisting elements of the structure including the foundation strata under the above loads are such as to ensure the safety and stability of the structure if the works are constructed in accordance with the above described drawings and specifications.

The name and qualifications of the principal structural designer are AS BELOW

Signature of ACENZ Member W.L. McCallum Date 25.3.90

Professional Qualifications BE MIPENZ Registration No. 8415

For and on behalf of DAVIDSON PARTNERS LTD

Address Box 256
Blenheim.

ASSOCIATION OF CONSULTING ENGINEERS NEW ZEALAND
A Division of the Institution of Professional Engineers New Zealand

CED1

This Design Certificate is Valid Only for a Building Permit Application Made Within One Year of the Date of Issue of This Certificate

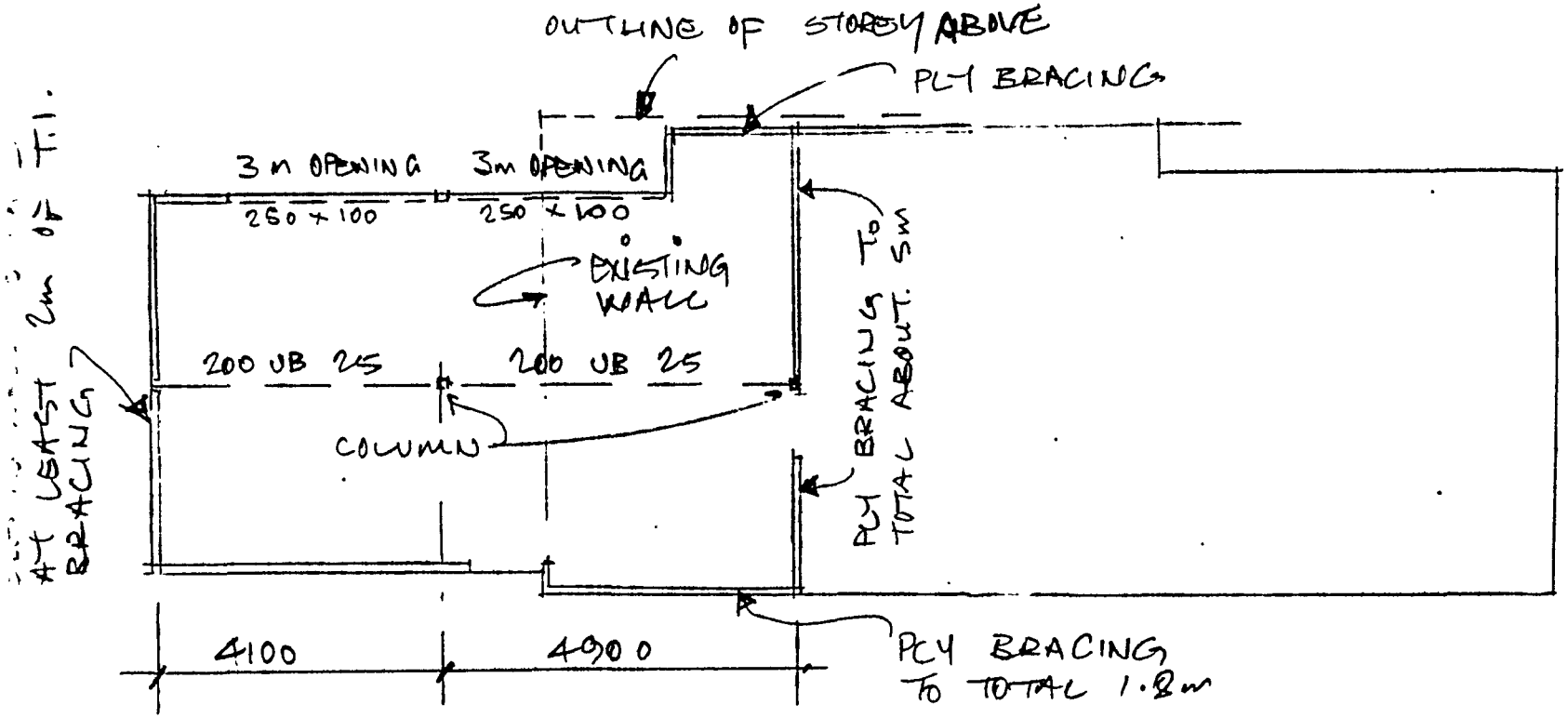

PLAN OF GARAGE ALTERATIONS

MR & MRS TAYLOR
33 RANUI ST
WAIKANAE

SCALE 1:100
25/3.90
WCM

NO 415L/GR1

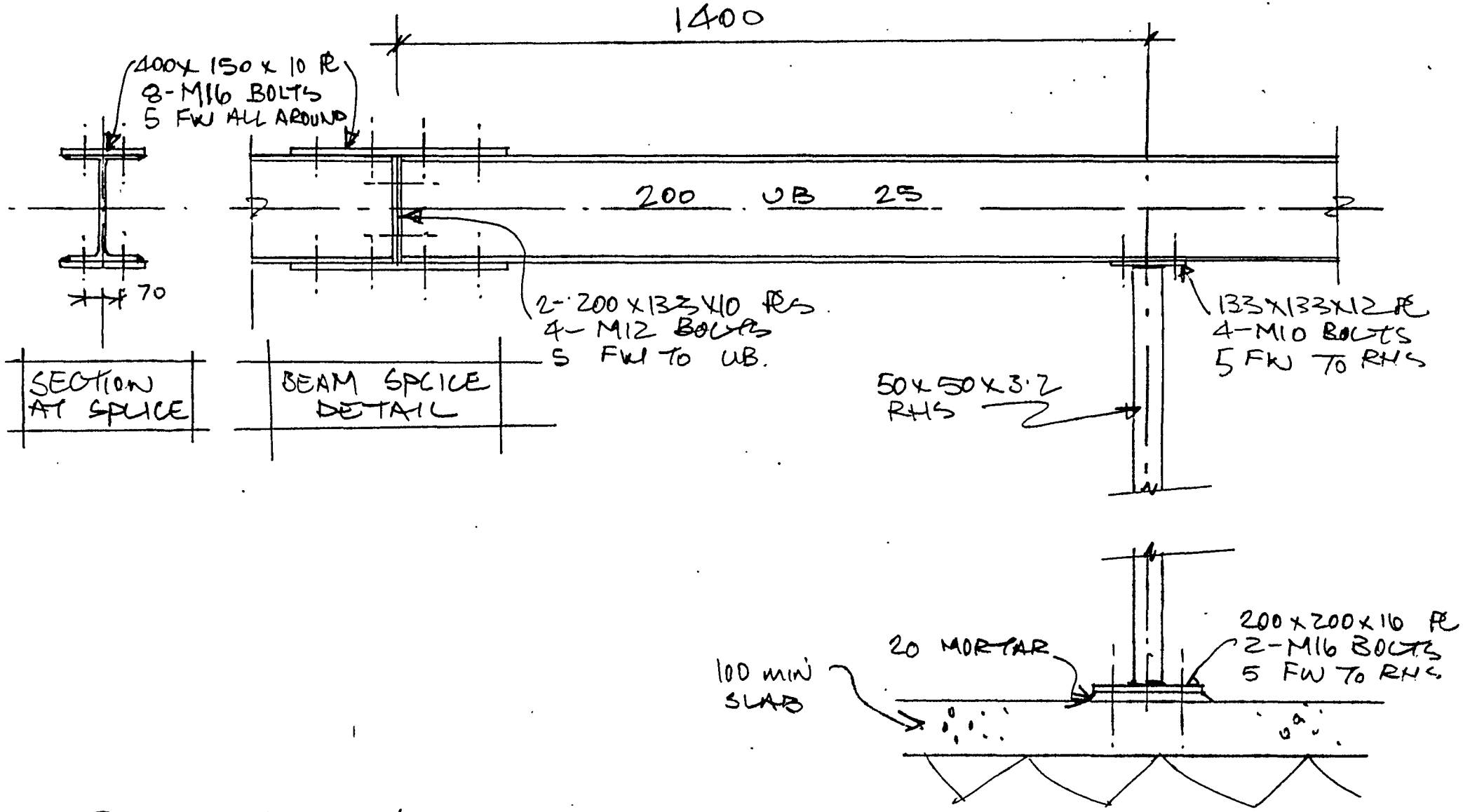

FLOOR BEAM DETAILS

MR & MRS TAYLOR
33 RANUI ST
WAIKANAE.

SCALE 1:10
25.3.90
WLM.

No 4154/sk 2

DESIGN CERTIFICATE

ACENZ

To DISTRICT ENGINEER
MARLBOROUGH DISTRICT COUNCIL
BLENHEIM

re TAYLOR HOUSE
(Project Title)

I, WILLIAM LEIGH McILWAIN, being a Registered Engineer and holding a current Annual Practising Certificate and being a Member of the Association of Consulting Engineers New Zealand and a Principal/Director of DAWSON PARTNERS LTD, hereby certify that:

- This Consulting Practice has been engaged to design and execute the appropriate engineering calculations for ~~270 x 90 GLULAM FLOOR BEAM (SPAN 5.5 m) & A~~
(Description & Type of Structure)
350 x 100 BALCONY SUPPORT (SPAN 5.1) & FLOOR Beam 270 x 90 Glulam (5.5m max)
proposed to be constructed for MR & MRS A.J. TAYLOR
(Name of Owner)
located at 33 RANUI ST PICTON
(Street Address)
on
(Legal Description of Site)

- The accompanying 3 *(Number)* sheets of Drawings titled and numbered ADDITION FOR TAYLOR and dated 20-1-90 and Specification Sections numbered adequately illustrate the design of the structure.

- I have exercised reasonable control over the design processes for the works defined above which have been designed in accordance with sound and widely accepted engineering principles to support the loads specified in NZS 4203
and various aspects of the design are in accordance with the following relevant authorities NZS 3603

- I believe the stresses in the various materials of construction and force resisting elements of the structure including the foundation strata under the above loads are such as to ensure the safety and stability of the structure if the works are constructed in accordance with the above described drawings and specifications.

The name and qualifications of the principal structural designer are AS BELOW

Signature of ACENZ Member W.L. McIlwain Date 15.2.90.
Professional Qualifications BE (CIVIL) Registration No. 8415
For and on behalf of DAWSON PARTNERS LTD
Address BOX 256
BLENHEIM

ASSOCIATION OF CONSULTING ENGINEERS NEW ZEALAND
A Division of the Institution of Professional Engineers New Zealand

CED1

This Design Certificate is Valid Only for a Building Permit Application Made Within One Year of the Date of Issue of This Certificate

BRANZ BUILDING RESEARCH ASSOCIATION OF NEW ZEALAND

SHEET A

(CIRCLE whichever is applicable)

NAME: MR & MRS A-J. TAYLOR.

STOREY: Single or top / (Lower of two or middle of three) / Lower of three

WIND AREA: (High) / Medium / Low

STOREY HEIGHT = 2.4 m

SITE ADDRESS: 33 RANUI ST PICTON

1) FOR EARTHQUAKE

Roof weight: (light) / heavy

Average roof slope: 15 °

Earthquake Zone: (A) / B / C

E = 5 B.U.'s / m²

2) WIND along the building (W1)

Average roof height: ____ m

Greatest roof slope: 15 °

ALONG

w1 wall = 55 B.U.'s/m

w1 roof = 20 B.U.'s/m

W1 total = 75 B.U.'s/m

3) WIND across the building (W2)

Average roof height: ____ m

Greatest roof slope: 15 °

ACROSS

w2 wall = 55 B.U.'s/m

w2 roof = 14 B.U.'s/m

W2 total = 69. B.U.'s/m

ROOF or BUILDING LENGTH BL = 19 m

ROOF or BUILDING WIDTH BW = 6 m

GROSS ROOF or BUILDING PLAN AREA GPA = 114. m²

EARTHQUAKE: LOAD (ALONG and ACROSS) E x GPA = 5(114) = (570) B.U.'s

WIND: LOAD ALONG W1 x BW = 75(6) = 450 B.U.'s

WIND: LOAD ACROSS W2 x BL = 69(19) = (1311) B.U.'s

BRANZ

SHEET B

ALONG

1	Wall or Bracing Line		Wall Bracing Elements Provided				
	2	3	4	5	6	7	8
Total Bracing Units Required for this storey	Line Label	Minimum B.U.'s Required	Bracing Element NO.	Type (table 20)	Rating B.U.'s (table 20)	Length of Element (m)	B.U.'s Achieved
From sheet A greater of earthquake or wind along	A	100	A1	1	50	2	100
			A2	1	50	2	100
	B	70	M1	2	62	2.5	155
	C	100	C1	3	67	0.9	60
			C2	1	50	3.75	188
	D						
	E						
570		270			TOTAL		603

ACROSS

1	Wall or Bracing Line		Wall Bracing Elements Provided				
	2	3	4	5	6	7	8
Total Bracing Units Required for this storey	Line Label	Minimum B.U.'s Required	Bracing Element NO.	Type (table 20)	Rating B.U.'s (table 20)	Length of Element (m)	B.U.'s Achieved
From sheet A greater of earthquake or wind across	M	100	M1	1	50	2	100
	N	70	N1	2	62	5	310
	O	70	O1	2	62	3.5	217
			O2	2	62	2.0	124
	P	70	P1	2	62	3.5	217
			P2	2	62	2.0	124
			P3	2	62	2.0	124
	Q	100	Q1	10	83	2.1	174
1311		410			TOTAL		1340

SEE PLAN 4154/gb1
FOR MODIFIED
BRACING IN LINE O.
(LINE N ELIMINATED)

MW 25/3/90.

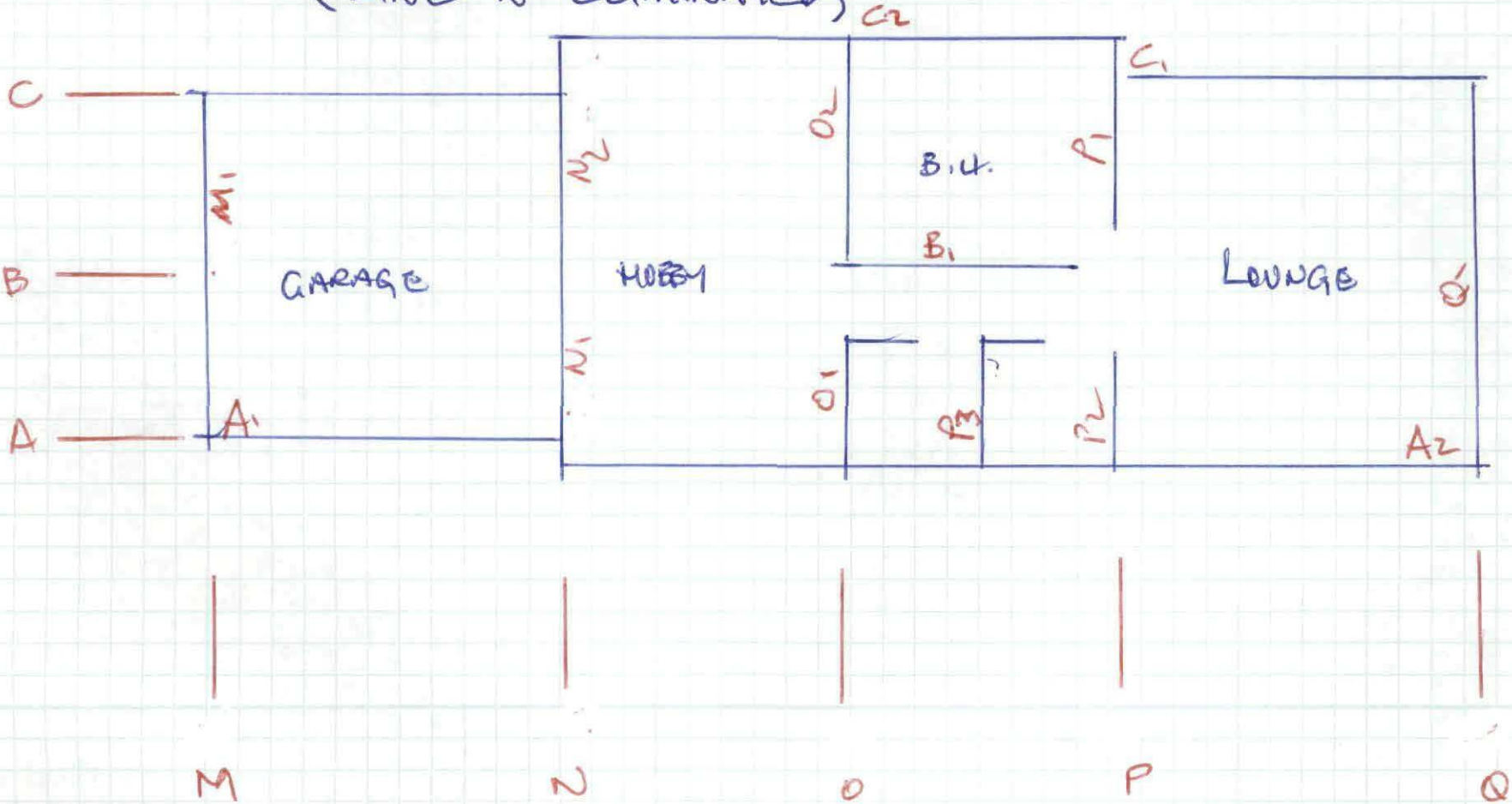

TAYLOR HOUSE
BRACING PLAN

15.2.90.


EXISTING SPIRAL
STAIRCASE

BUILDING INSPECTOR'S FIELD SHEET

AUTHORITY

MARLBOROUGH DISTRICT COUNCIL

Stats. No. H 017661

No. 5834

Inspector: M

File No.

Receipt No. P202

Date Permit Issued 10/4/90

OWNER

Name A & J. TAYLOR

Mailing Address 33 RANUI ST
PICTON

BUILDER

Name C. WALTERS & A. TAYLOR

Mailing Address AS OWNER

PROPERTY ON WHICH BUILDING IS TO BE ERECTED/DEMOLISHED

SITE

Street No. 33

Street Name RANUI ST

Town/District PICTON

Riding

LEGAL DESCRIPTION

Valuation Roll No. 20190 357

Lot 3 D.P. 4646

Section Block

Survey District

DESCRIPTION OF PROPOSED WORK AND MAIN PURPOSE OF USE

DWELLING ALTERATIONS

FLOOR AREA

Whole Sq. Metres

DWELLING UNITS

Number Erected

ESTIMATED VALUES $

Building	35000 -
Plumbing	3000 -
Drainage	
G.S.T.	
TOTAL	38000 -

NATURE OF PERMIT (TICK BOX)

- [ ] NEW BUILDING – exclude domestic garages and domestic outbuildings
- [ ] FOUNDATIONS ONLY
- [x] ALTERED, REPAIRED, EXTENDED, CONVERTED, RESITED – include installation of heating appliances
- [ ] NEW CONSTRUCTION OTHER THAN BUILDINGS – include demolitions
- [ ] DOMESTIC GARAGES AND DOMESTIC OUTBUILDINGS

FEES APPLICABLE

Building Permit	$ 242 -	Water Connection	$
Street Damage Deposit	$ ~~225~~ -		$
Building Research Levy	$ 42 75		$
Plumbing	$ 80 -		$
Drainage	$		$
Sewer Connection	$		$
Vehicle Crossing Levy	$	G.S.T.	$
M.S. Plumbing	$	TOTAL:	$ 509 75

Receipt No. P.202

Date of Payment 10/4/90

Authorised Officer

Special Conditions:

Date Inspected	REMARKS (e.g. stage reached with work)
5-5-90	Foundation Inspection OK

(CONTINUED OVER)

Date Inspected	
24-5-90	General pre-lease inspection, asked above conservatory beam suggested laminated beam to match those designed by engineer otherwise all Ok
15-6-90	General insp. Lined out
2-7-90	Dwelling area nearly completed still decking and conservatory to be worked on.
6-9-90	Dwelling area completed still posts to decking supports and decking fibre glass roofs to be installed
7/11/90	Completed

COMPLETED (Signature) _____ Date ___/___/___

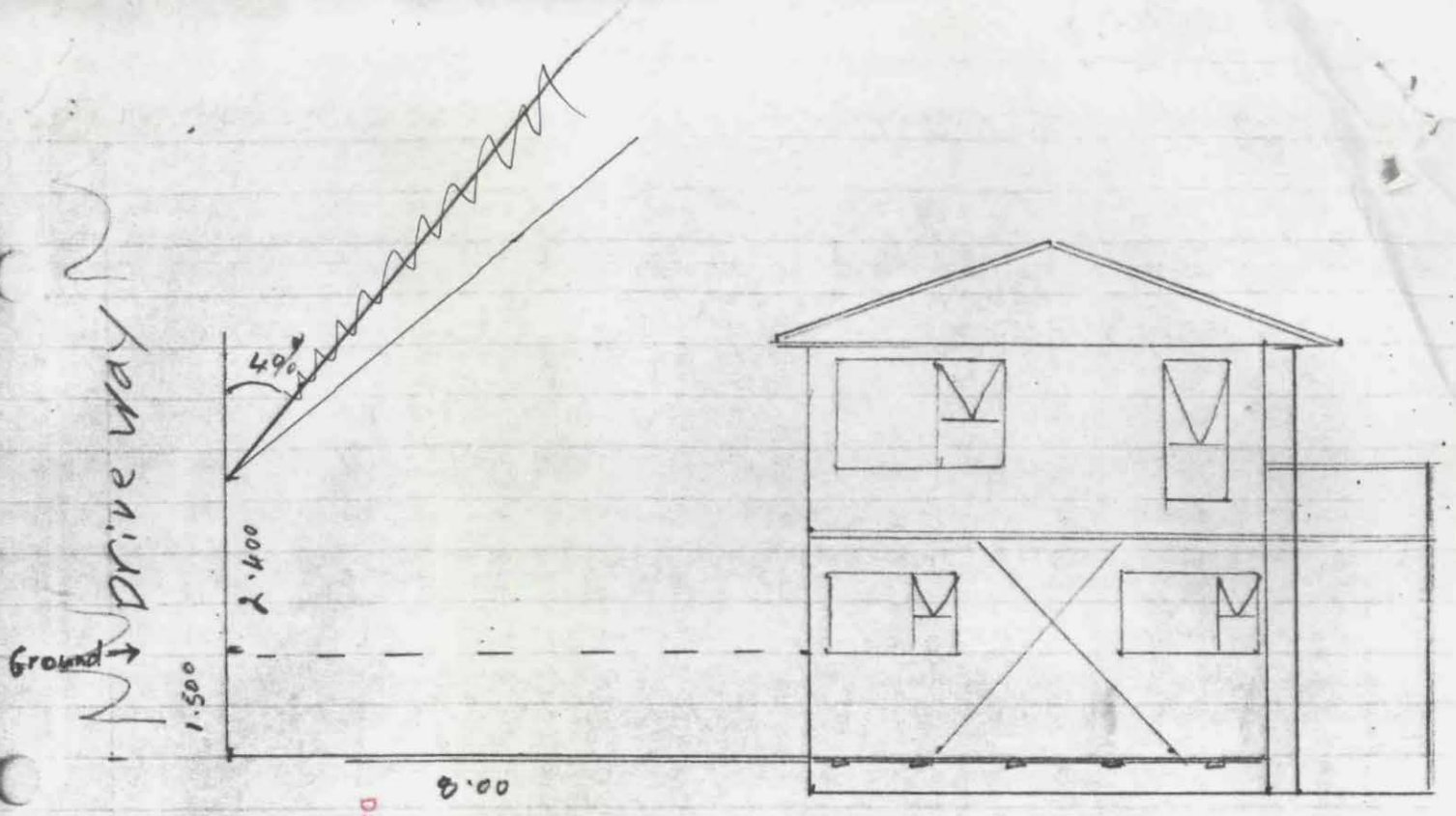

PERMIT APPROVED
Date : 3/4/90
Building Inspector

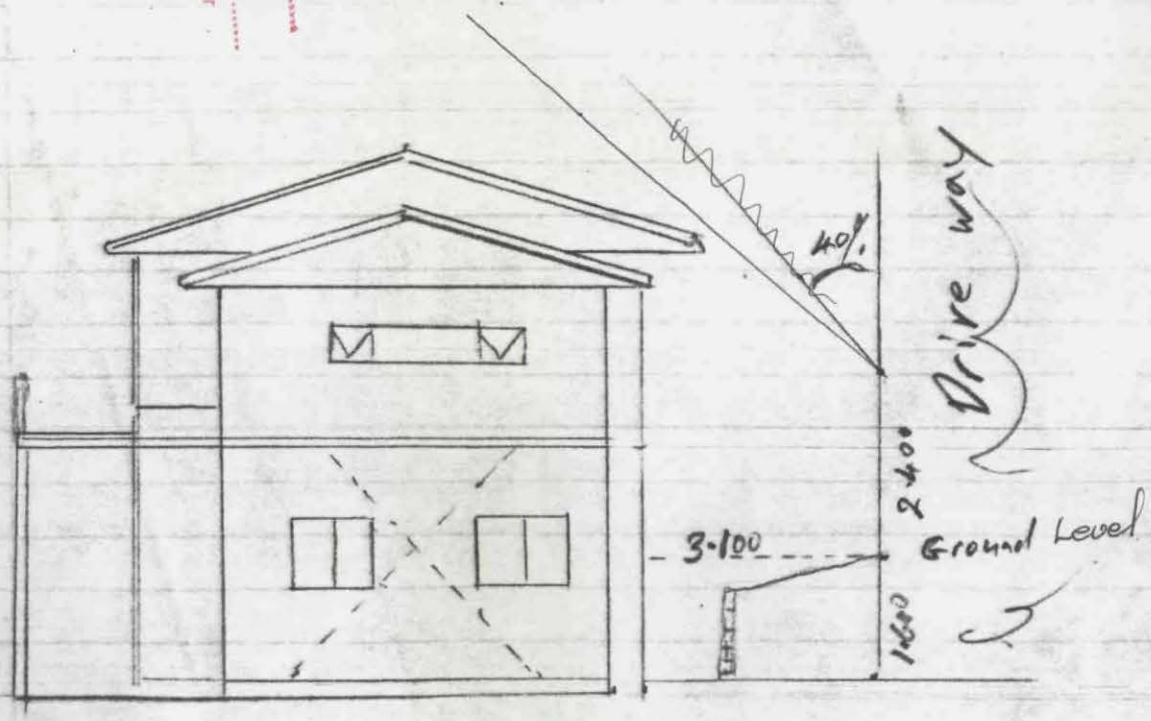

BC 3834

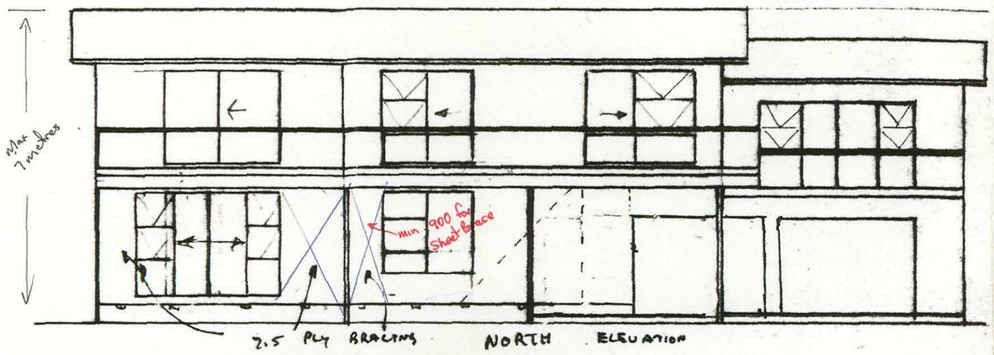

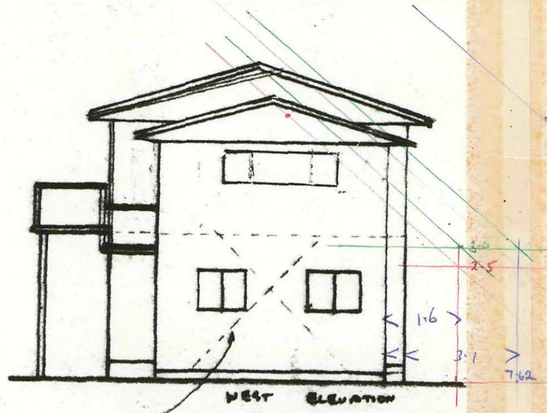

	BRACING TYPE
NORTH ELEVATION	10
SOUTH	1
EAST	1
WEST	1
INTERNAL WALLS	
1	1
2	4
3	4
4	2
5	10
6	4

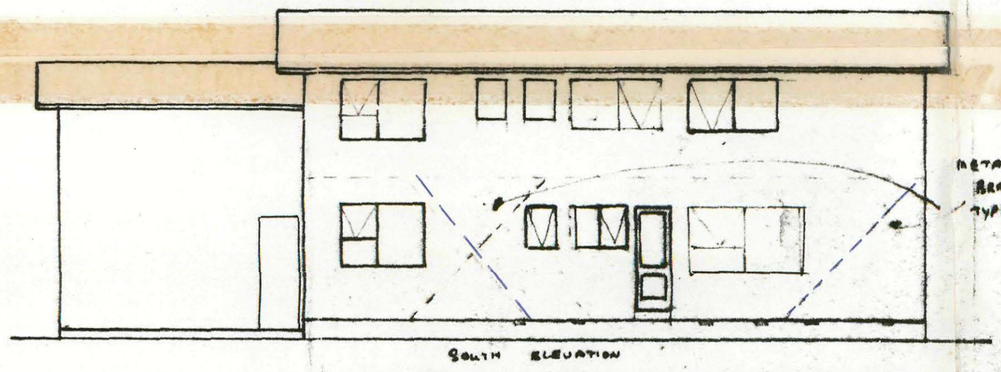

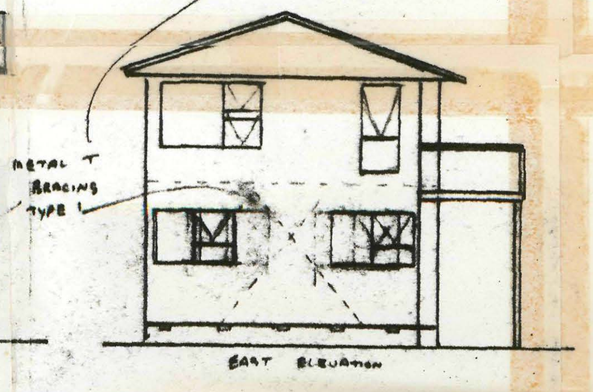

SILVER ANODISED EXTERIOR JOINERY
RIMU SARAL STAIRCASE

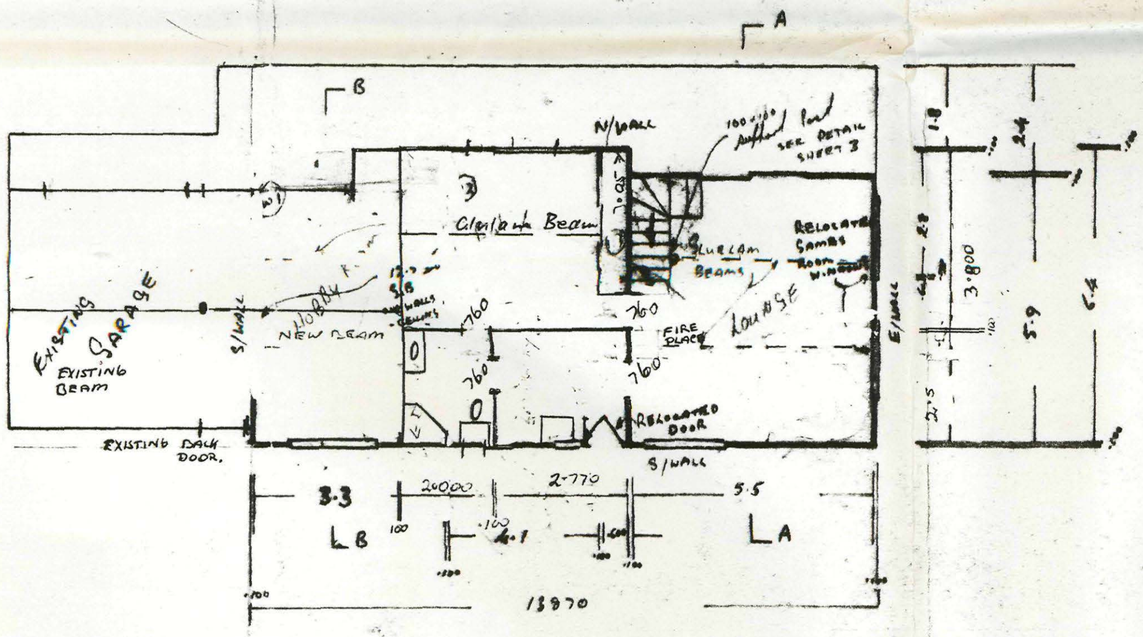

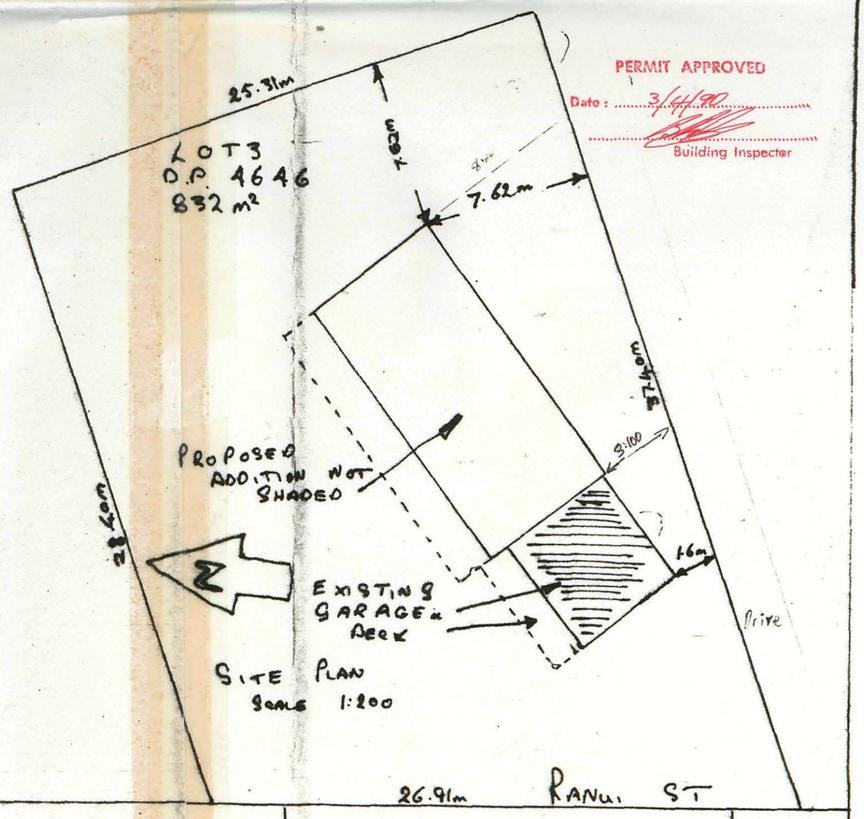

PROPOSE TO LIFT EXISTING DWELLING TO GET ANOTHER FLOOR UNDERNEATH

PROPOSED ADDITION FOR MR. MRS A.J TAYLOR
33 RANUI ST PIRTON

I

DRAWN | 20-4-90 | SCALES 1:100

MARLBOROUGH DISTRICT COUNCIL
PLUMBING & DRAINAGE
All work to comply with 1978 regulations
Date 4.4.90

MARLBOROUGH DISTRICT COUNCIL
PLUMBING & DRAINAGE
APPROVED
SIG.
P. & D. INSPECTOR
DATE 4-4-90

Note for Plumber

Back vent upstairs wastes and Soil stack

MARLBOROUGH DISTRICT COUNCIL
PLUMBING & DRAINAGE
INSPECTOR

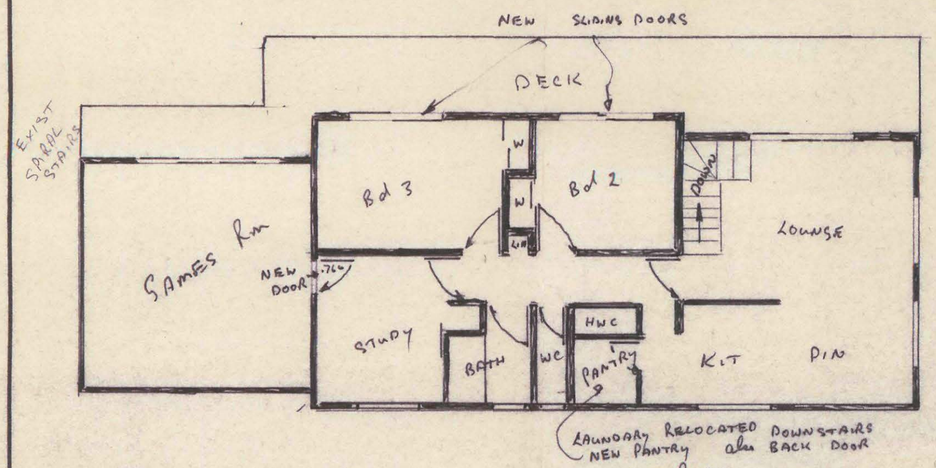

NEW FIRST FLOOR PLAN

DETAIL OF SUPPORT FOR BEAM AT FRAMING LINE

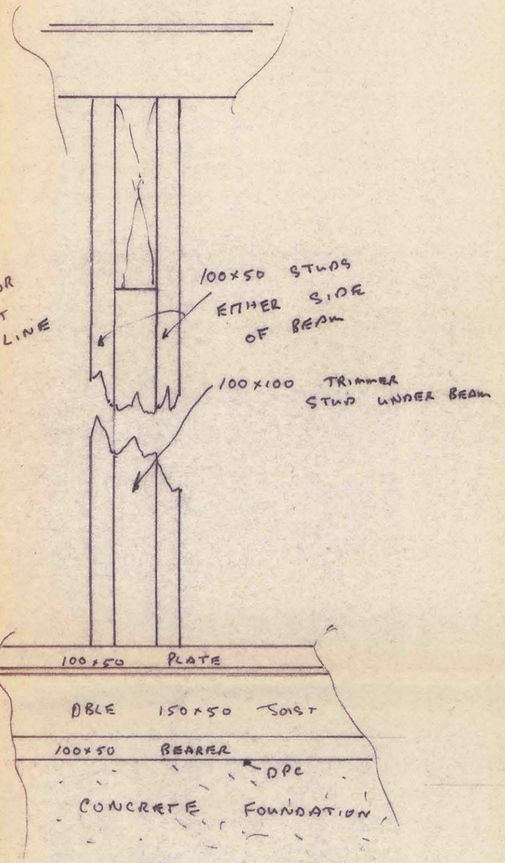

DETAIL OF POST SUPPORT UNDER BEAM
SCALE 1:10

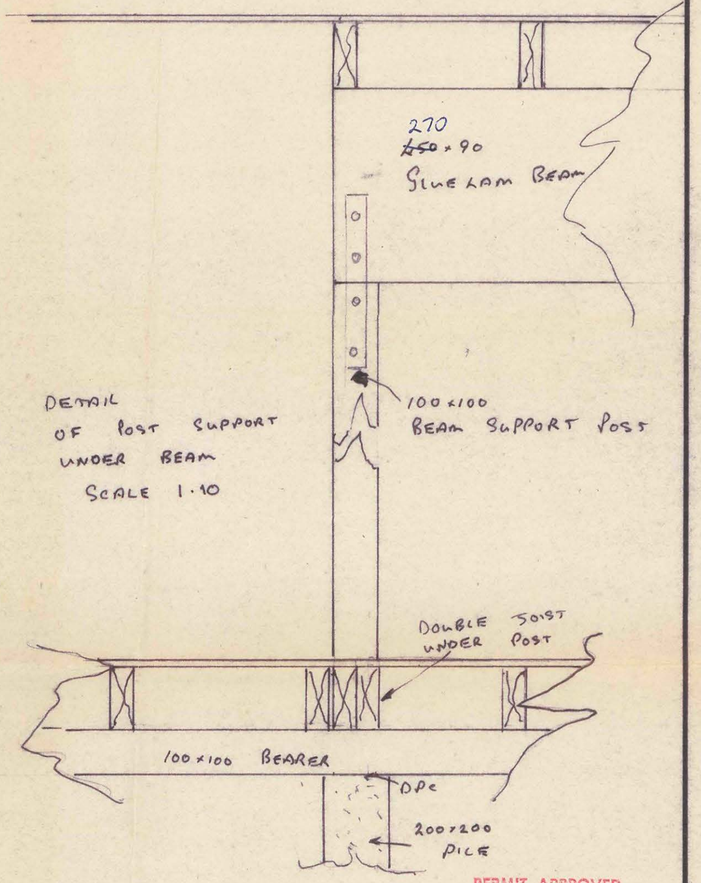

PERMIT APPROVED
Date : 3/4/90
Building Inspector

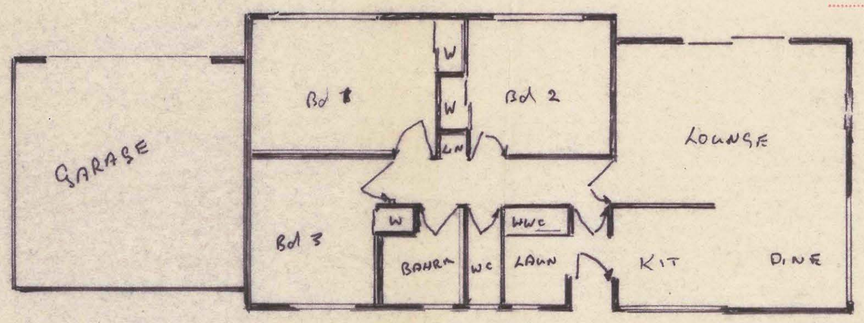

EXISTING FLOOR PLAN

PROPOSED ADDITION FOR MR & MRS A-J TAYLOR
33 RANUI ST PICTON

[redacted] & PARTNERS LTD

DRAWN R K T	CHECKED	SCALES 1:100	SHEET 3
TRACED	DATE 20-1-90		SERIES OF
			REF

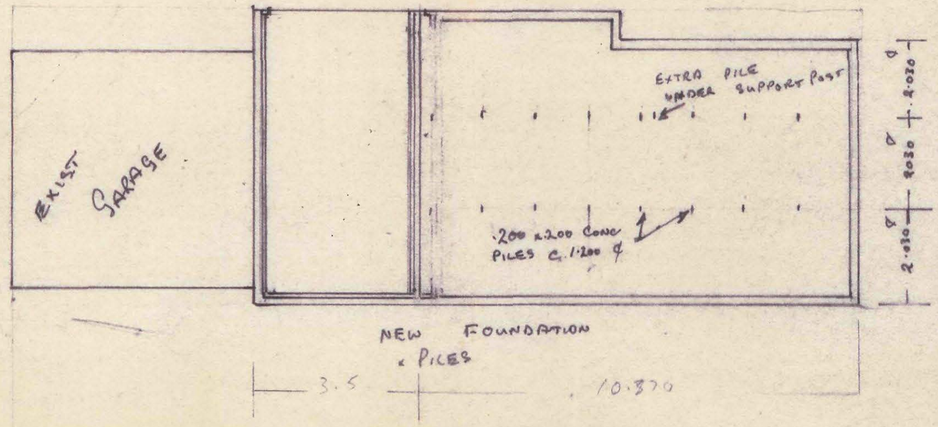

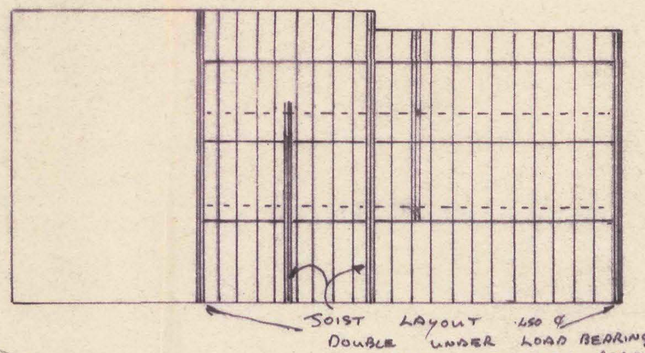

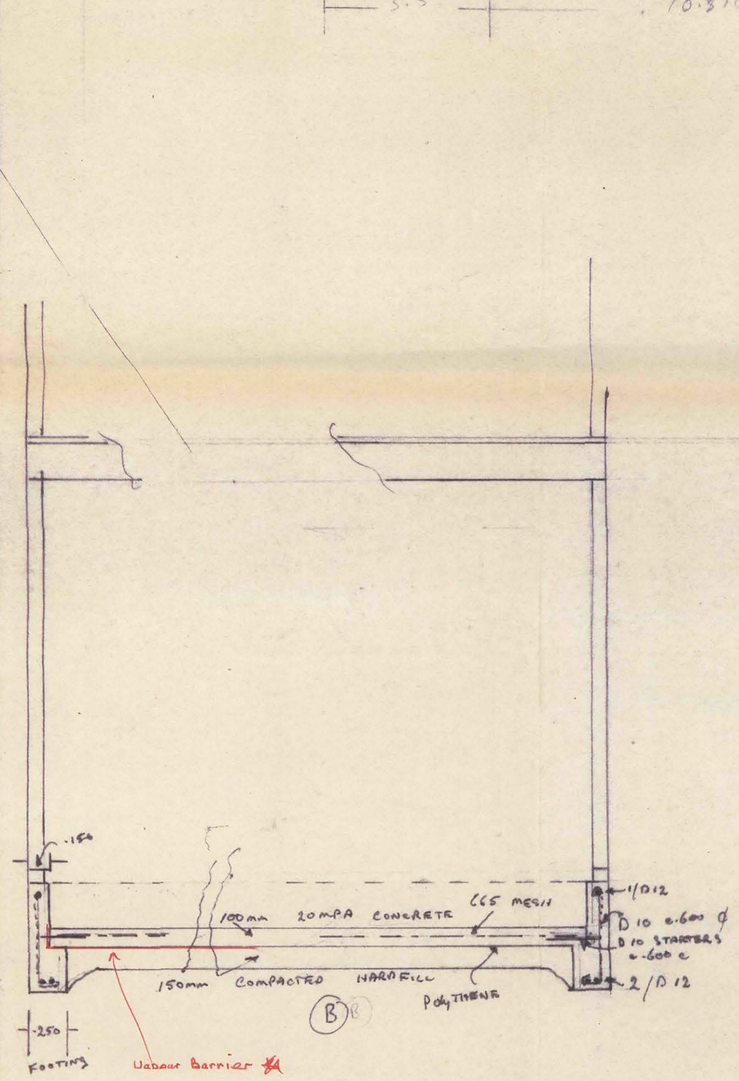

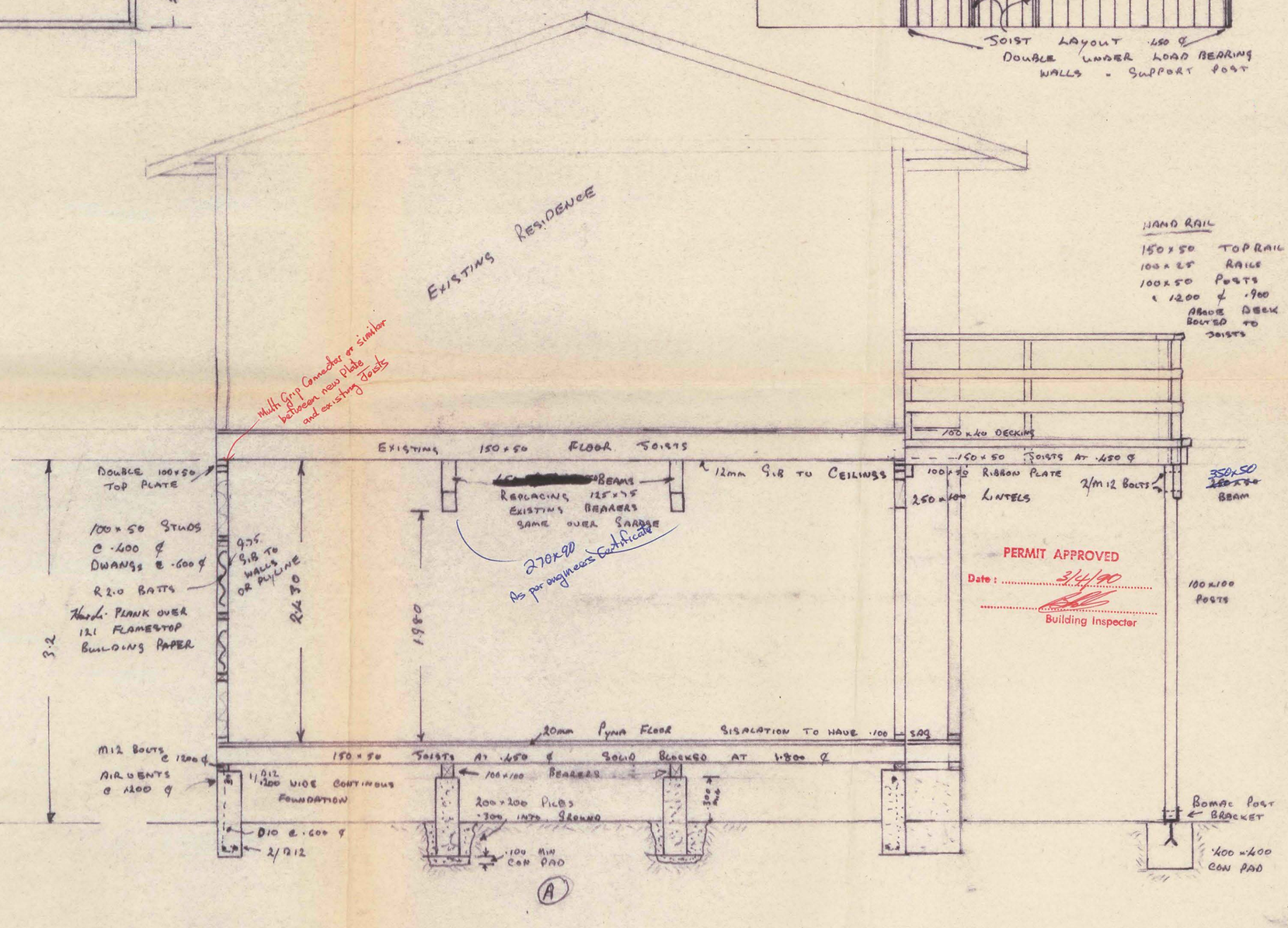

PROPOSED ADDITION FOR MR & MRS A-J TAYLOR
33 RANUI ST PICTON

[redacted]

DRAWN R K-T	20-1-90	SCALE 1:30 1/100	2

Paul Guile-5315

To: andrew@hjc.co.nz
Subject: Pool at 33 Ranui Street, picton

168 6088
543 0473.

Good morning Andrew.

Mr Taylor's pool at 33 Ranui Street, Picton was inspected by the then Picton Borough Council on 14 April 1988, shortly after the fencing of swimming pools act came into force. The pool fencing was found to be of a good standard.

It appears that when the local bodies amalgamated into the Marlborough District Council, the pool's presence was not recorded. The pool has not been registered into the MDC database, and therefore has not been not monitored over the intervening years. I will ensure that the pool is now on the database, and it will be part of the council monitoring regime.

Mr Taylor rang yesterday and asked that a Council inspector check the pool fencing. One of our inspectors called in the afternoon and confirmed that the fencing is still in good order. He also noted that the pool does not fully comply with the requirements of the act in that it is not entirely and separately fenced off. The fence returns into the house walls, with the pool area being accessed via a ranch slider which is fitted with an appropriate bolt.

I assume that this was approved by the Picton Borough Council as an exemption from the pool fencing regulations, though there is no record of that. MDC also has in the past granted similar exemptions, but it should be noted that the exemptions take the form of an agreement with the property owner that cannot be passed on to subsequent owners. The new owners will need to apply for an exemption. These are considered by Council's Environment Committee, and there is a fee of $150.00.

I have enclosed a copy of our pool brochure, as well as an application for an exemption. Additional information can be found on Council's website.
http://www.marlborough.govt.nz/Services/Swimming-and-Spa-Pools.aspx

Regards
Paul



Paul Guile
Building Control Officer

Marlborough District Council
15 Seymour Street, PO Box 443, Blenheim 7240, New Zealand
Phone: +64 3 520 7400
Fax: +64 3 520 7496
www.marlborough.govt.nz

CertOnline PN 505666

GASFITTING CERTIFICATE OF COMPLIANCE
GAS SAFETY CERTIFICATE

Pursuant to the Gas Act 1992 and the Gas (Safety and Measurement) Regulations 2010

ENERGY WORK CERTIFICATE

(Pursuant to the Building Act 2004)

This certificate is not transferable

www.certsonline.co.nz
Bowers Plumbing & Gas Fitting
Tel 0274332040
26 Durham Street,Picton,
Picton,7220,NZ

Consumer:	Simon Schmidt	**Certificate Number:**	**11019-9**	**Test Result:**	15 min Duration
Installation Address:	33 Ranui Street	**Gas Supplier:**	Self		7kPa test pressure
		Category:	Gasfitters		0kPa Loss / Gain
	Picton 7220	**Installation Type:**	New		2.75kPa Working pressure
Vehicle Registration:		**Gas Type:**	LPG	**Risk Category:**	Low Risk
Vessel Registration:		**Certification Date:**	2014-07-18	**Test/Completion Date:**	2014-07-14

DESCRIPTION OF GASFITTING TO WHICH THIS CERTIFICATE APPLIES

Y Includes Pipework Installation
N Includes work on an appliance or fitting, imported or manufactured, for consumers own use
Y This certificate relates to the whole of the gas installation or N Just to specified parts of it

Qty	Item Type	Item Location	Make/Model	Input Rate	Flue Type	Flue Location	Vent Type	Vent Location
1	Freestanding cooker	South wall kitchen	Parmco AR600-LEG	30	Unflued		Natural	

I certify that:

Y I Certify that all appliances and fittings worked on by me or by persons working under my supervision are safe to connect to a gas supply and that all work carried out was in accordance with all applicable requirements of the Gas Act 1992 and Gas (Safety and Measurement) Regulations 2010 & all information entered in this certificate is correct.

Y I Certify that work required complies with standards in addition to AS/NZS 5601.1 or AS/NZS 5601.2 (as applicable), and are referenced in the Additional Information text.

Y I Certify that all Gasfitting Work has been done in accordance with sections 3 to 6 of AS/NZS 5601.1

N I Certify that all Gasfitting Work has been done in accordance with sections 3 to 9 of AS/NZS 5601.2.

Y I Certify that all Gasfitting Work has been done in accordance with the certified design and/or manufacturer's instructions for the gas installation or part installation and the manufacturer's and/or certified design compliance documents are attached, or an electronic location referenced on this Certficate.

Y The gasfitting work has been done lawfully & safely and is connected to a gas supply & is safe to use. All information entered in this certificate is correct.

Installer(s) supervised by certifier

Name: Cliff Bowers (11019)

Gas Connection Made By

Name: Bowers Clifford Rex
Registration No: 11019
Connection Date: 2014-07-18
Signed: C.R. Bowers

Certifier

Name: Bowers Clifford Rex(11019)
Employer License No: 11019
Signed:

To M.D.C.

RECEIVED
24 [illegible] 2014
MARLBOROUGH DISTRICT

Marlborough District Council
Date Received: 24/07/2014

MARLBOROUGH DISTRICT COUNCIL
15 SEYMOUR STREET
PO BOX 443, BLENHEIM 7240
NEW ZEALAND

TELEPHONE (0064) 3 520 7400
FACSIMILE (0064) 3 520 7496
EMAIL mdc@marlborough.govt.nz
WEB www.marlborough.govt.nz

MARLBOROUGH DISTRICT COUNCIL

Only Marlborough

ISO 9001
FCF0002-CI1803
SwmNoPol

27 January 2020

Record No:
ID: Pool2102
Prop No: 505666
Ask for: Alysha Hutchison

P J Humphrey
33 Ranui Street
Waikawa
Picton 7220

Dear Sir/Madam

Inspection of Swimming Pools - 33 Ranui Street Waikawa .

Your property is currently registered with Council as having a swimming pool.

As per your notification on the 27/01/2020 it was noted that there was no longer a pool on the property.

We will therefore be deleting the pool from our register.

Please do not hesitate to contact me if you have any questions.

Yours faithfully

ALYSHA HUTCHISON
BUILDING COMPLIANCE OFFICER

From: Peter Humphrey
Sent: 27 Jan 2020 15:20:25 +1300
To: Alysha Hutchison-7114
Subject: Removal of Swimming Pool

Hi Alysha,

Re, ID. Pool2102
Prop No: 505666

Please be advised we no longer have a swimming pool.

It has been dismantled and removed from site.

Kind regards,

Peter Humphrey

This e-mail message has been scanned by **SEG Cloud**

Valuation Ref: 20190-357

PICTON BOROUGH COUNCIL

FENCING OF SWIMMING POOLS

COM

INSPECTION CHECK-SHEET

TAYLOR — Surname

ALAN MORRIS — First Names

33 RANUI ST — Address of Property

Lot: 3 D.P.: 4646 Section:

Owner's Address (If Different From Above)

Property No 505666

COMPLIANCE CHECK LIST: UNDER THIS ACT

	Comments	Approved	Not Approved
1. **Height of fence**	HURRICANE GALV. METAL		
(a) Type of Material	VERY GOOD	✓	
(b) Ground Clearance		✓	
(c) Immediate Pool Area		✓	
2. **Gate or Door**			
(a) Open Outwards	NO GATE.	✓	
(b) Latching Device			
(c) Height Above Ground			
(d) Automatic Closer			
(e) Security of Latch			
(f) Latch Accessible from Outside Only			
3. **Filtration Plant**			
(a) Connected to Sewer		✓	
(b) Back Flow Prevention Device		✓	

J. L. Mark — Signed

Building Inspector. — Designation

14 / 4 / 88 — Date