

WINDOW & DOOR PROPOSAL

Quotation: **52937 (Q-52937-03)**

Prepared for
at **Home**

on **17.02.2026**

by **Harry Redgrove**

52937_HOME_Arbor Green Development_Lot 1-3

uPVC Windows

AMBIANCE



EXPERIENCE MORE COMFORT



This quote marks the start of something special.

Whether you're creating your own home or crafting one for a client, you're not just choosing windows — you're choosing a space that feels warmer, quieter, and more peaceful all year round.

At Ambiance, we believe every home should feel like a sanctuary.

Our uPVC joinery is designed for New Zealand's unique conditions, delivering lasting comfort, refined style, and the kind of everyday ease that makes a real difference.

It's a decision that feels right — and adds value — now and for years to come.

Live with Ambiance — Feels like home



CASHBACK!

\$150 CASHBACK

For a written testimonial of 100 words or more, we will provide \$150 cash back on completion.

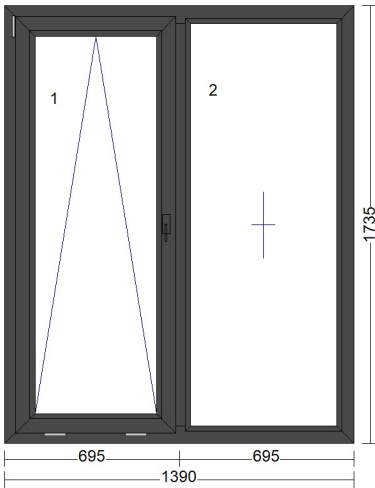
\$350 CASHBACK

Upon successful completion of your project, we will give you \$350 cashback for a short 30 second video testimonial. STARKE will arrange videography.

Choose from one of the starters below:

"I chose Ambiance because...."

"Living with Ambiance, what I noticed the most was...."

Item 1 | W1.02 & W2.02**Qty 2 Pc(s)****Tilt Only - Handle Right_Custom (Inside View)****Frame System:**AMBIANCE uPVC System
#ID4000 Frame 70mm**Size (WxH):**

1390 mm x 1735 mm

Colour out/in:

Aludec Jet Black/Aludec Jet Black

Fitting:

Tilt Only - Handle Left.

Fix in frame for inward opening

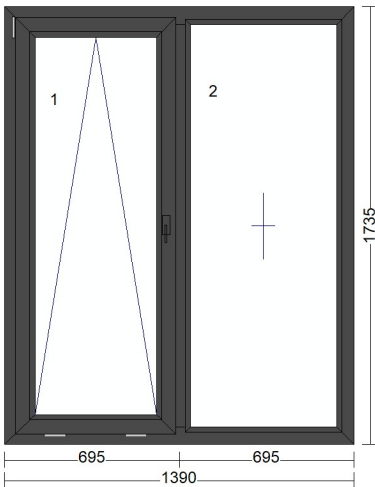
Glass:

2 x Low-E double glazing with Argon gas

Wind Zone:

NZD High 970 Pa

2 Pc(s)	High Performance Recessed Flashing Kit
2 Pc(s)	Fixing Tail and Liner Adaptor
159.988 kg	Weight
88.688 kg	Weight Without Glass

Item 2 | W3.02**Qty 1 Pc(s)****Tilt Only - Handle Right_Custom (Inside View)****Frame System:**AMBIANCE uPVC System
#ID4000 Frame 70mm**Size (WxH):**

1390 mm x 1735 mm

Colour out/in:

Aludec Jet Black/Aludec Jet Black

Fitting:

Tilt Only - Handle Left.

Fix in frame for inward opening

Glass:

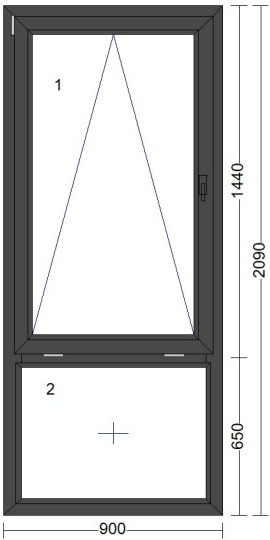
2 x Low-E double glazing with Argon gas

Wind Zone:

NZD High 970 Pa

1 Pc(s)	High Performance Recessed Flashing Kit
1 Pc(s)	Fixing Tail and Liner Adaptor
79.994 kg	Weight
44.344 kg	Weight Without Glass

Item 3 | W1.06, W1.10**Qty 2 Pc(s)**



Tilt Only - Handle Right_Custom (Inside View)

Frame System: AMBIANCE uPVC System
Size (WxH): 900 mm x 2090 mm

#ID4000 Frame 70mm
Colour out/in: Aludec Jet Black/Aludec Jet Black

Fitting: Tilt Only - Handle Left.
 Fix in frame for inward opening

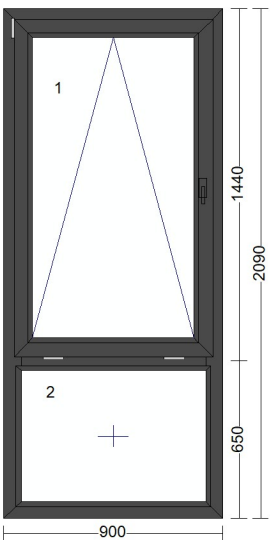
Glass: 2 x Low-E double glazing with Argon gas

Wind Zone: NZD High 970 Pa

- 2 Pc(s) High Performance Recessed Flashing Kit
- 2 Pc(s) Fixing Tail and Liner Adaptor
- 130.478 kg Weight
- 77.652 kg Weight Without Glass

Item 4 | **W2.04, W2.05**

Qty 2 Pc(s)



Tilt Only - Handle Right_Custom (Inside View)

Frame System: AMBIANCE uPVC System
Size (WxH): 900 mm x 2090 mm

#ID4000 Frame 70mm
Colour out/in: Aludec Jet Black/Aludec Jet Black

Fitting: Tilt Only - Handle Left.
 Fix in frame for inward opening

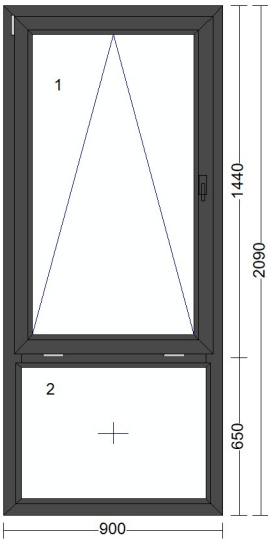
Glass: 2 x Low-E double glazing with Argon gas

Wind Zone: NZD High 970 Pa

- 2 Pc(s) High Performance Recessed Flashing Kit
- 2 Pc(s) Fixing Tail and Liner Adaptor
- 130.478 kg Weight
- 77.652 kg Weight Without Glass

Item 5 | **W3.06, W3.10**

Qty 2 Pc(s)



Tilt Only - Handle Right_Custom (Inside View)

Frame System: AMBIANCE uPVC System
Size (WxH): 900 mm x 2090 mm

#ID4000 Frame 70mm
Colour out/in: Aludec Jet Black/Aludec Jet Black

Fitting: Tilt Only - Handle Left.
 Fix in frame for inward opening

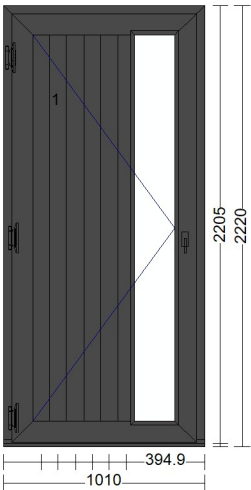
Glass: 2 x Low-E double glazing with Argon gas

Wind Zone: NZD High 970 Pa

- 2 Pc(s) High Performance Recessed Flashing Kit
- 2 Pc(s) Fixing Tail and Liner Adaptor
- 130.478 kg Weight
- 77.652 kg Weight Without Glass

Item 6 | **W1.01, W2.01 / F1-L**

Qty 2 Pc(s)



AMBIANCE ESSENTIALS STANDARD DOOR

Inward Opening Low Threshold Hinged Right (Inside View)

Frame System: AMBIANCE uPVC System
Size (WxH): 1010 mm x 2220 mm

#ID4000 Frame 70mm + Threshold
Sash Bar:Glass: 5 x 199219. #14X341 Mullion/Sash Bar 84mm

Colour out/in: Aludec Jet Black/Aludec Jet Black

Fitting: Door - Left

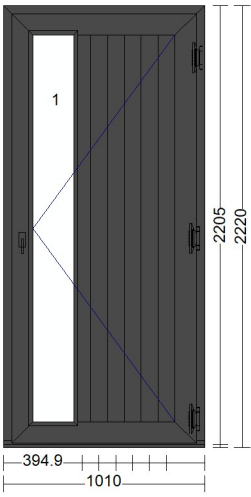
Glass: Low-E double glazing with Argon gas

Wind Zone: NZD High 970 Pa

- 2 Pc(s) High Performance Recessed Flashing Kit
- 2 Pc(s) Fixing Tail and Liner Adaptor
- 124.166 kg Weight
- 105.548 kg Weight Without Glass

Item 7 | **W3.01/F1-R**

Qty 1 Pc(s)



AMBIANCE ESSENTIALS STANDARD DOOR
Inward Opening Low Threshold Hinged Right (*Inside View*)

Frame System: AMBIANCE uPVC System #ID4000 Frame 70mm + Threshold
Size (WxH): 1010 mm x 2220 mm

Sash Bar:Glass:
 5 x 199219. #14X341 Mullion/Sash Bar 84mm

Colour out/in:
 Aludec Jet Black/Aludec Jet Black

Fitting:
 Door - Right

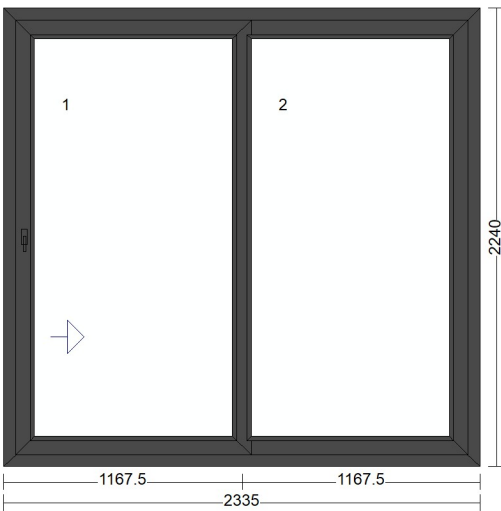
Glass:
 Low-E double glazing with Argon gas

Wind Zone:
 NZD High 970 Pa

- 1 Pc(s) High Performance Recessed Flashing Kit
- 1 Pc(s) Fixing Tail and Liner Adaptor
- 62.083 kg Weight
- 52.774 kg Weight Without Glass

Item 8 | W1.05, W2.03 / G2-L

Qty 2 Pc(s)



AMBIANCE ESSENTIALS STANDARD DOOR
Vario-slide Scheme A (*Inside View*)

Frame System: AMBIANCE uPVC System #Vario-Slide Frame 70mm
Size (WxH): 2335 mm x 2240 mm

Colour out/in:
 Aludec Jet Black/Aludec Jet Black

Fitting:
 Sliding - Left.
 Fixed Sash for inward opening

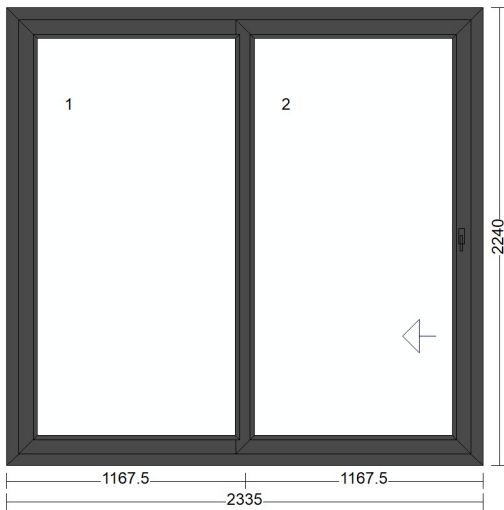
Glass:
 2 x Low-E double glazing with Argon gas

Wind Zone:
 NZD High 970 Pa

- 2 Pc(s) High Performance Recessed Flashing Kit
- 2 Pc(s) Fixing Tail and Liner Adaptor
- 326.656 kg Weight
- 168.104 kg Weight Without Glass

Item 9 | W3.05/G2-R

Qty 1 Pc(s)



AMBIANCE ESSENTIALS STANDARD DOOR

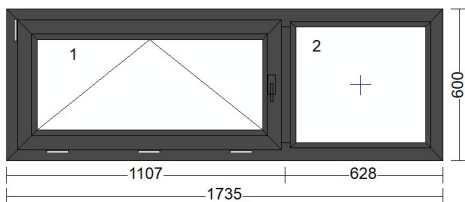
Vario-slide Scheme A (Inside View)

Frame System: AMBIANCE uPVC System #Vario-Slide Frame 70mm
Size (WxH): 2335 mm x 2240 mm
Colour out/in: Aludec Jet Black/Aludec Jet Black
Fitting: Fixed Sash for inward opening. Sliding - Right
Glass: 2 x Low-E double glazing with Argon gas
Wind Zone: NZD High 970 Pa

- 1 Pc(s) High Performance Recessed Flashing Kit
- 1 Pc(s) Fixing Tail and Liner Adaptor
- 163.328 kg Weight
- 84.052 kg Weight Without Glass

Item 10 | W1.07, W3.09 / A4-L

Qty 2 Pc(s)



AMBIANCE ESSENTIALS STANDARD WINDOW

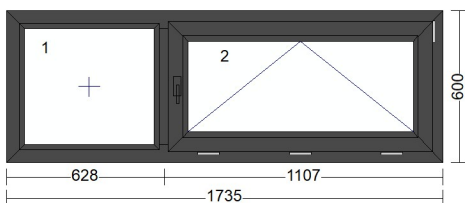
Tilt Only Window + Fixed (Inside View)

Frame System: AMBIANCE uPVC System #ID4000 Frame 70mm
Size (WxH): 1735 mm x 600 mm
Colour out/in: Aludec Jet Black/Aludec Jet Black
Fitting: Tilt Only - Handle Left. Fix in frame for inward opening
Glass: 2 x Low-E double glazing with Argon gas
Wind Zone: NZD High 970 Pa

- 2 Pc(s) High Performance Recessed Flashing Kit
- 2 Pc(s) Fixing Tail and Liner Adaptor
- 82.020 kg Weight
- 56.782 kg Weight Without Glass

Item 11 | W1.09, W3.07 / A4-R

Qty 2 Pc(s)



AMBIANCE ESSENTIALS STANDARD WINDOW

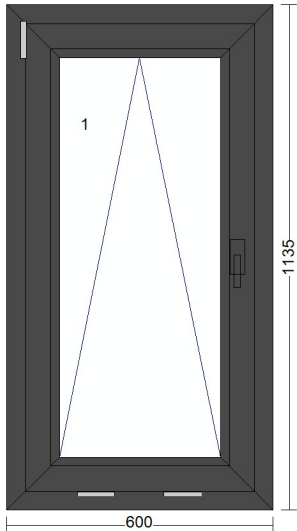
Tilt Only Window + Fixed (Inside View)

Frame System: AMBIANCE uPVC System #ID4000 Frame 70mm
Size (WxH): 1735 mm x 600 mm
Colour out/in: Aludec Jet Black/Aludec Jet Black
Fitting: Fix in frame for inward opening. Tilt Only - Handle Right
Glass: 2 x Low-E double glazing with Argon gas
Wind Zone:

2 Pc(s) High Performance Recessed Flashing Kit
 2 Pc(s) Fixing Tail and Liner Adaptor
 82.020 kg Weight
 56.782 kg Weight Without Glass

Item 12 | **W1.08, W3.08 / C1**

Qty 2 Pc(s)



AMBIANCE ESSENTIALS STANDARD WINDOW

Tilt Only Handle on right (*Inside View*)

Frame System: AMBIANCE uPVC System #ID4000 Frame 70mm
Size (WxH): 600 mm x 1135 mm

Colour out/in: Aludec Jet Black/Aludec Jet Black

Fitting: Tilt Only - Handle Left

Glass: Obscure Low-E double glazing with Argon gas

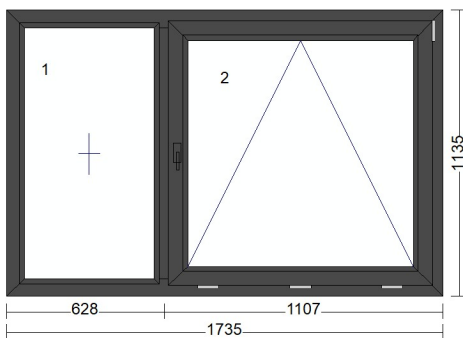
Wind Zone: NZD High 970 Pa

Notes: Obscure Glass

2 Pc(s) High Performance Recessed Flashing Kit
 2 Pc(s) Fixing Tail and Liner Adaptor
 57.668 kg Weight
 43.134 kg Weight Without Glass

Item 13 | **W1.03/C4-R**

Qty 1 Pc(s)



AMBIANCE ESSENTIALS STANDARD WINDOW

Tilt Only Window + Fixed (*Inside View*)

Frame System: AMBIANCE uPVC System #ID4000 Frame 70mm
Size (WxH): 1735 mm x 1135 mm

Colour out/in: Aludec Jet Black/Aludec Jet Black

Fitting: Fix in frame for inward opening.
 Tilt Only - Handle Right

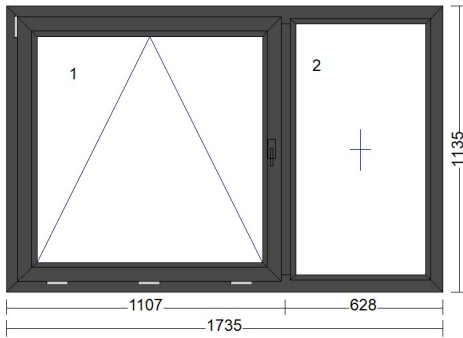
Glass: 2 x Low-E double glazing with Argon gas

Wind Zone: NZD High 970 Pa

1 Pc(s) High Performance Recessed Flashing Kit
 1 Pc(s) Fixing Tail and Liner Adaptor
 66.775 kg Weight
 38.396 kg Weight Without Glass

Item 14 | W3.03/ C4-L

Qty 1 Pc(s)



AMBIANCE ESSENTIALS STANDARD WINDOW
Tilt Only Window + Fixed (Inside View)

Frame System: AMBIANCE uPVC System #ID4000 Frame 70mm
Size (WxH): 1735 mm x 1135 mm

Colour out/in: Aludec Jet Black/Aludec Jet Black

Fitting: Tilt Only - Handle Left.
Fix in frame for inward opening

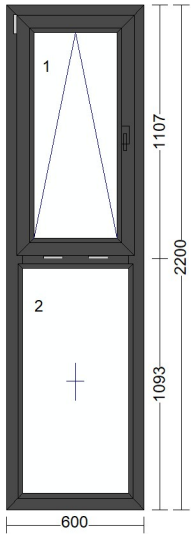
Glass: 2 x Low-E double glazing with Argon gas

Wind Zone: NZD High 970 Pa

- 1 Pc(s) High Performance Recessed Flashing Kit
- 1 Pc(s) Fixing Tail and Liner Adaptor
- 66.776 kg Weight
- 38.396 kg Weight Without Glass

Item 15 | W1.04, W3.04 / E1

Qty 2 Pc(s)



AMBIANCE ESSENTIALS STANDARD WINDOW
Tilt Only Window + Fixed (Inside View)

Frame System: AMBIANCE uPVC System #ID4000 Frame 70mm
Size (WxH): 600 mm x 2200 mm

Colour out/in: Aludec Jet Black/Aludec Jet Black

Fitting: Tilt Only - Handle Left.
Fix in frame for inward opening

Glass: 2 x Low-E double glazing with Argon gas

Wind Zone: NZD High 970 Pa

- 2 Pc(s) High Performance Recessed Flashing Kit
- 2 Pc(s) Fixing Tail and Liner Adaptor
- 98.016 kg Weight
- 63.664 kg Weight Without Glass

Delivery (Class 5)

Qty 1 Pc(s)



Delivery (Class 5)
Delivery Group: Class 5
Delivery Region: All
Delivery Method: Third Party

Total Items Qty **25 Pc(s)**

Total LM Qty **149.670 m**

Total SQM Qty **53.02 m²**