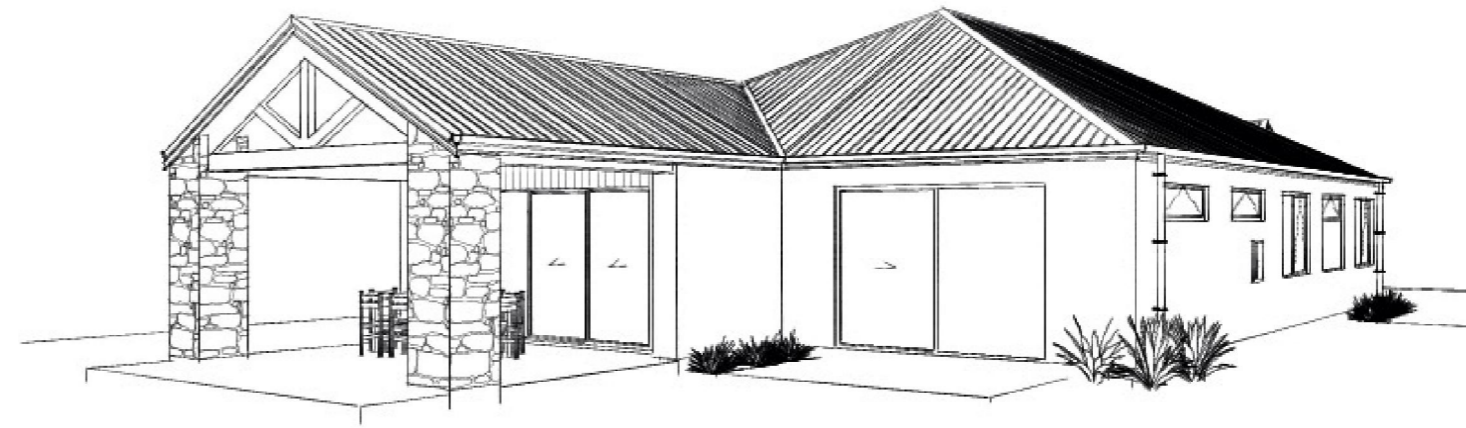


Sheet Index

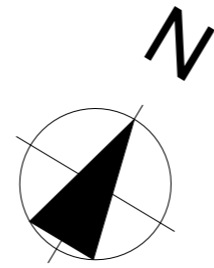
Layout...	Layout Name	Issued
101	SITE PLAN	<input type="checkbox"/>
102	GROUND FLOOR PLAN	<input type="checkbox"/>
103	DIMENSIONED PLAN	<input type="checkbox"/>
104	ELEVATIONS 1	<input type="checkbox"/>
105	ELEVATIONS 2	<input type="checkbox"/>
106	FOUNDATION PLAN	<input type="checkbox"/>
107	PLUMBING & DRAINAGE PLAN	<input type="checkbox"/>
108	BRACING PLAN	<input type="checkbox"/>
109	FRAMING PLAN	<input type="checkbox"/>
110	ROOF PLAN	<input type="checkbox"/>
111	SECTION A - A	<input type="checkbox"/>
112	SECTION B - B	<input type="checkbox"/>
113	SECTION C - C	<input type="checkbox"/>
114	DETAILS 1	<input type="checkbox"/>
115	DETAILS 2	<input type="checkbox"/>
116	DETAILS 3	<input type="checkbox"/>
117	DETAILS 4	<input type="checkbox"/>
118	DETAILS 5	<input type="checkbox"/>
119	DETAILS 6	<input type="checkbox"/>
120	DETAILS 7	<input type="checkbox"/>
121	DETAILS 8	<input type="checkbox"/>
122	DETAILS 9	<input type="checkbox"/>
123	DETAILS 10	<input type="checkbox"/>
124	DETAILS 11	<input type="checkbox"/>
125	DETAILS 12	<input type="checkbox"/>
126	DETAILS 13	<input type="checkbox"/>
127	DETAILS 14	<input type="checkbox"/>
128	DETAILS 15	<input type="checkbox"/>
129	DETAILS 16	<input type="checkbox"/>
130	DETAILS 17	<input type="checkbox"/>
131	DETAILS 18	<input type="checkbox"/>
132	DETAILS 19	<input type="checkbox"/>
133	ELECTRICAL PLAN	<input type="checkbox"/>
134	WINDOW & DOOR LAYOUT	<input type="checkbox"/>
135	WINDOW & DOOR SCHEDULE	<input type="checkbox"/>



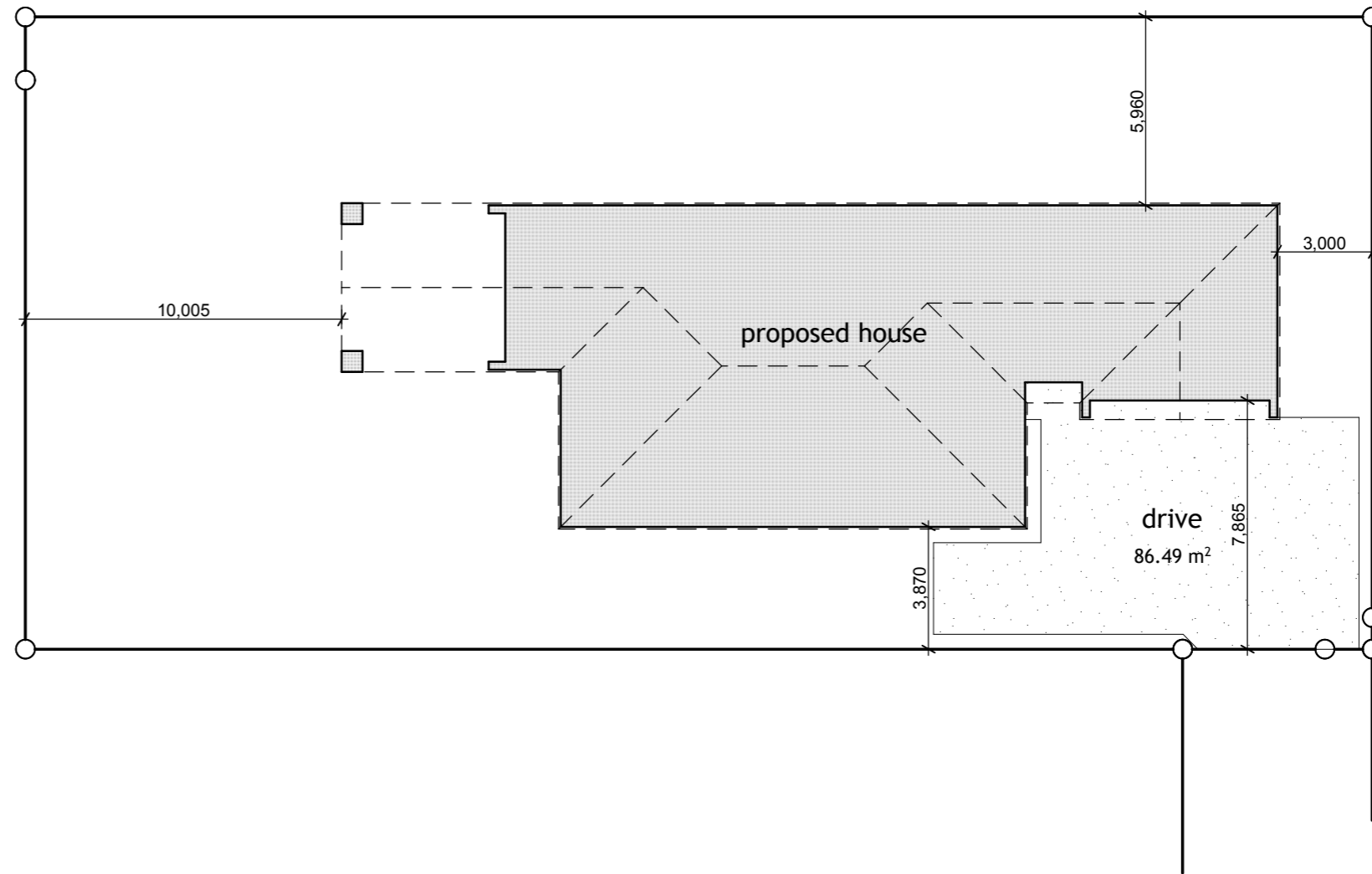
**Proposed New Ferguson & Gerrets Home
Lot 19, Farrington, Rolleston**

Date: *Thursday, 23 July 2020*
 Scale: *1:1.0863, 1:1.4699, 1:1.7485*
 Designed By: *#####*
 Drawn By: *Corey Kingsbury*

Site area:	984m ²
Floor area:	208.10m ²
Loggia area:	26.26m ²
Total ground cover:	234.36m ²
Site coverage:	23.8%



Lot 19
DP #####



Note: Contractors shall verify all dimensions on site before commencing any work
 All dimensions are in millimetres unless otherwise stated
 All construction to comply with NZBC/NZS 3604:2011, alongside all current standards alike
 Refer to timber treatment and species schedule on Section A-A
 All timber to be SG8 grade unless specified otherwise

SITE PLAN

Proposed New Ferguson & Gerrets Home
 Lot 19, Farringdon, Rolleston

Date: Thursday, 23 July 2020

Scale: 1:200

Designed By: #####

Drawn By: Corey Kingsbury

101

Notes:
 Antislip floor coverings on all access routes (both external and internal), to comply with NZBC D1/AS1 Table 2 (accept surface areas inside entries as dry areas).

All down lights inside insulation envelope to be CA rated.

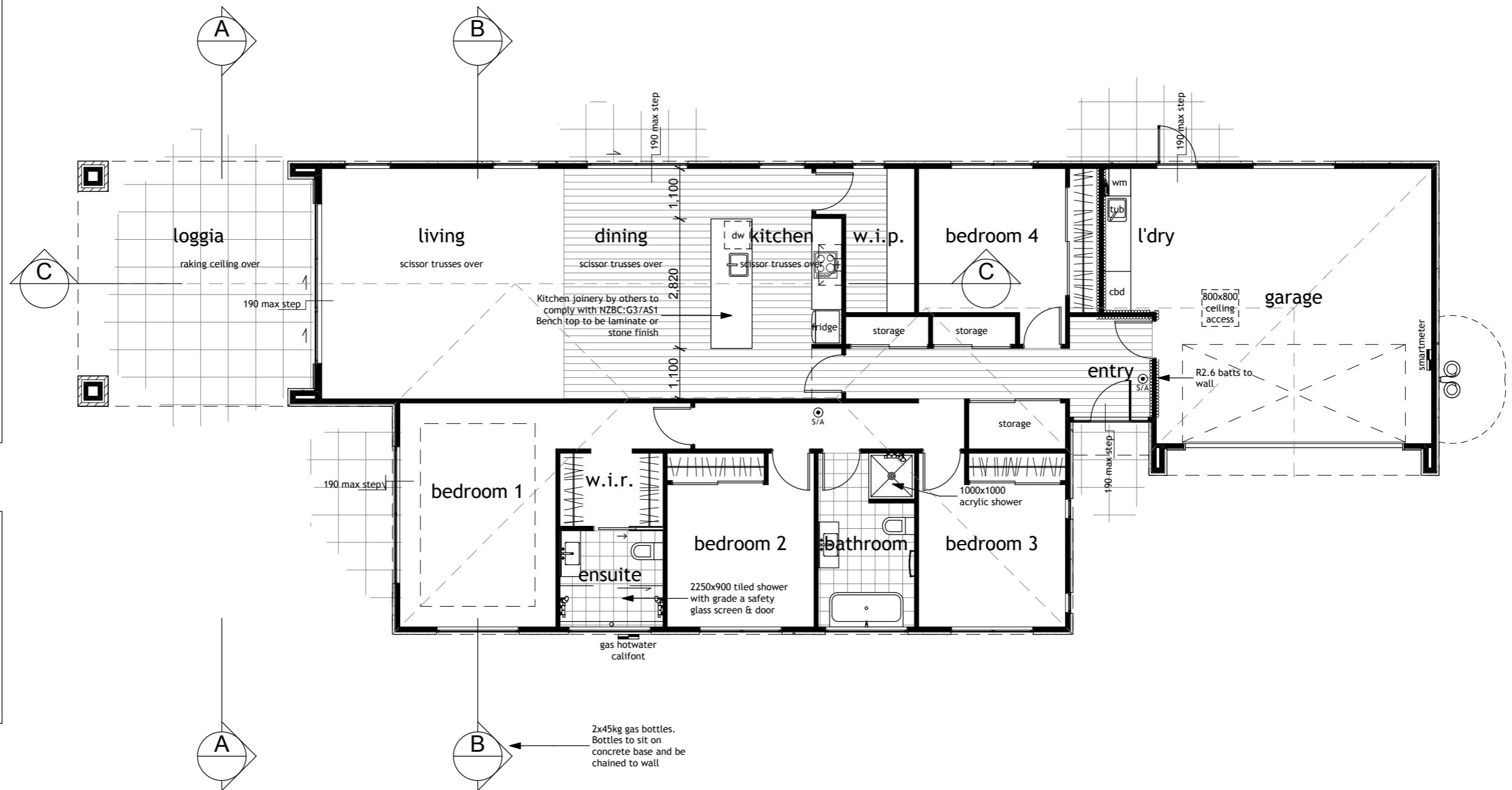
All bathroom areas are to have an 150mm inline auto extraction fan.

Wet areas are to have an appropriate finish to the floors and walls that comply with E3/AS1 to ensure the surfaces are impervious and easily cleanable.

Floors:
 Vinyl floor covering,
 Ceramic floor tiles
 Walls:
 Gib Aqualine with ceramic wall tiles,
 Gib Aqualine with acrylic semi-gloss or gloss coating

Note:
 Stud height 2.455m
 All dimensions to framing only, refer to drainage plan for found dimensions

⊙ S/A smoke detector to comply with NZBC and have a hush button and test facilities



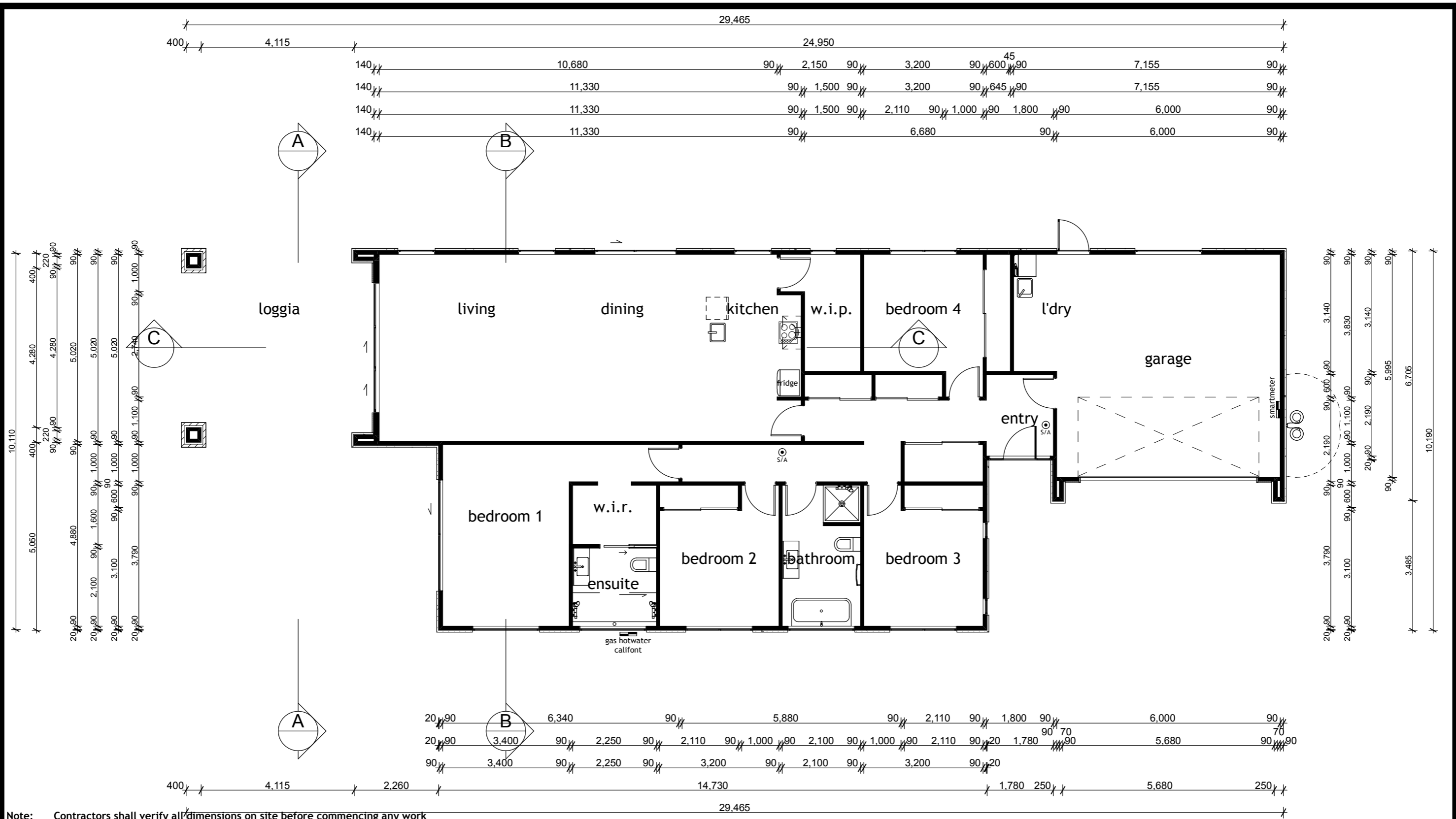
Note: Contractors shall verify all dimensions on site before commencing any work
 All dimensions are in millimetres unless otherwise stated
 All construction to comply with NZBC/NZS 3604:2011, alongside all current standards alike
 Refer to timber treatment and species schedule on Section A-A
 All timber to be SG8 grade unless specified otherwise

GROUND FLOOR PLAN

floor area: 207.15m²

loggia area: 26.26m²

Proposed New Ferguson & Gerrets Home
 Lot 19, Farringdon, Rolleston



Note: Contractors shall verify all dimensions on site before commencing any work
 All dimensions are in millimetres unless otherwise stated
 All construction to comply with NZBC/NZS 3604:2011, alongside all current standards alike
 Refer to timber treatment and species schedule on Section A-A
 All timber to be SG8 grade unless specified otherwise

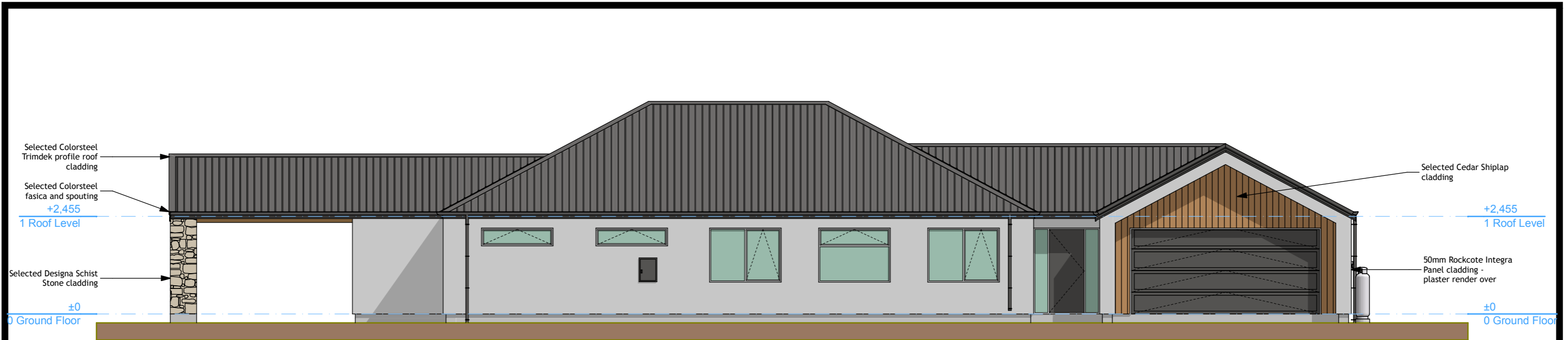
DIMENSIONED PLAN



Proposed New Ferguson & Gerrets Home
 Lot 19, Farringdon, Rolleston

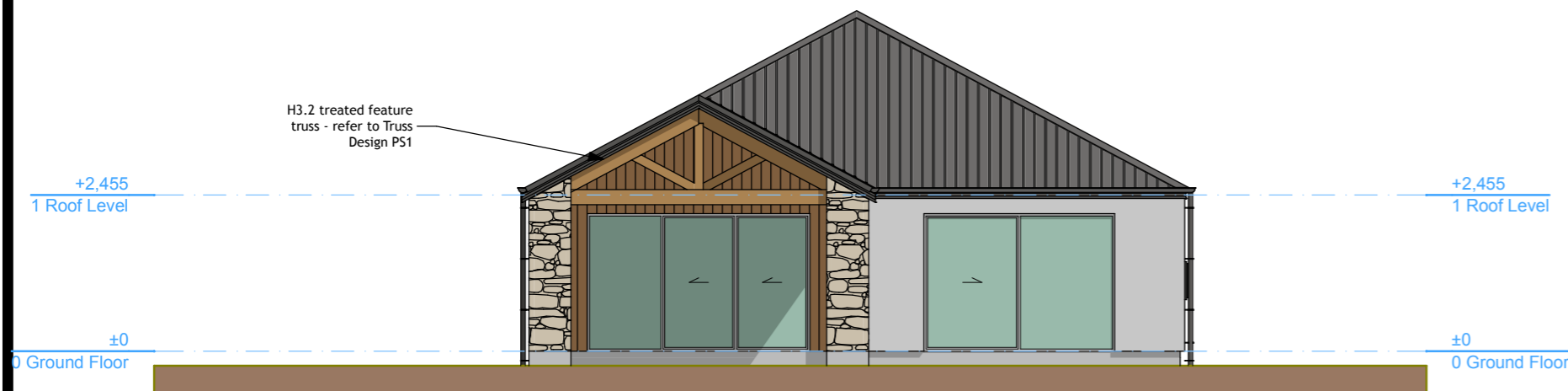
Date: Thursday, 23 July 2020
 Scale: 1:100
 Designed By: #####
 Drawn By: Corey Kingsbury

103



SOUTH ELEVATION

BUILDING ENVELOPE RISK MATRIX		
South Elevation		
Risk Factor	Risk Severity	Risk Score
Wind zone (per NZS 3604)	High risk	1
Number of storeys	Low risk	0
Roof/wall intersection design	Low	0
Eaves width	Very high risk	5
Envelope complexity	Medium risk	1
Deck design	Low risk	0
Total Risk Score:		7



WEST ELEVATION

BUILDING ENVELOPE RISK MATRIX		
West Elevation		
Risk Factor	Risk Severity	Risk Score
Wind zone (per NZS 3604)	High risk	1
Number of storeys	Low risk	0
Roof/wall intersection design	Low	0
Eaves width	Very high risk	5
Envelope complexity	Medium risk	1
Deck design	Low risk	0
Total Risk Score:		7

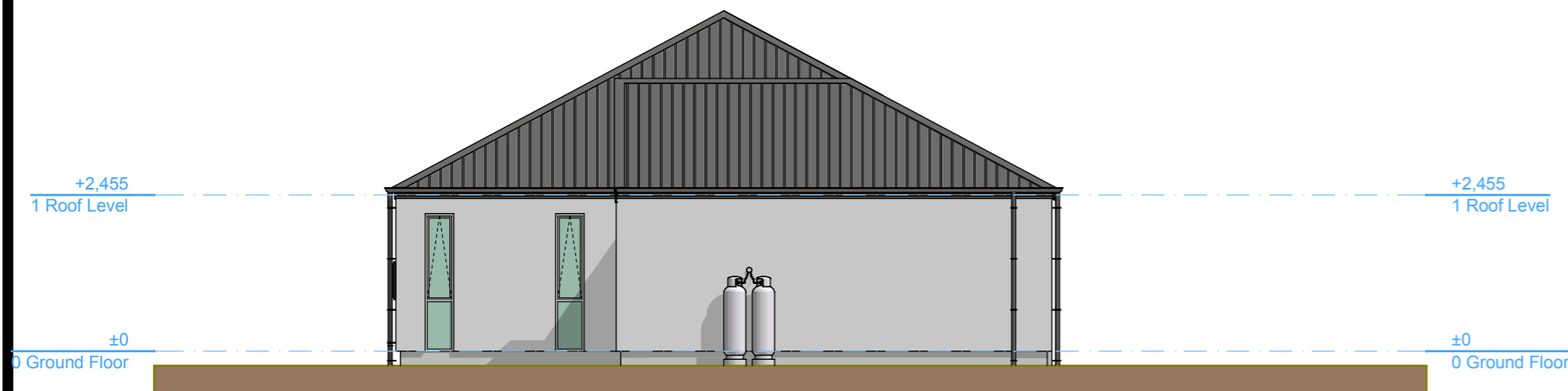
Note: Contractors shall verify all dimensions on site before commencing any work
 All dimensions are in millimetres unless otherwise stated
 All construction to comply with NZBC/NZS 3604:2011, alongside all current standards alike
 Refer to timber treatment and species schedule on Section A-A
 All timber to be SG8 grade unless specified otherwise

ELEVATIONS 1

Proposed New Ferguson & Gerrets Home
Lot 19, Farringdon, Rolleston



NORTH ELEVATION



EAST ELEVATION

BUILDING ENVELOPE RISK MATRIX		
North Elevation		
Risk Factor	Risk Severity	Risk Score
Wind zone (per NZS 3604)	High risk	1
Number of storeys	Low risk	0
Roof/wall intersection design	Low	0
Eaves width	Very high risk	5
Envelope complexity	Medium risk	1
Deck design	Low risk	0
Total Risk Score:		7

BUILDING ENVELOPE RISK MATRIX		
East Elevation		
Risk Factor	Risk Severity	Risk Score
Wind zone (per NZS 3604)	High risk	1
Number of storeys	Low risk	0
Roof/wall intersection design	Low	0
Eaves width	Very high risk	5
Envelope complexity	Medium risk	1
Deck design	Low risk	0
Total Risk Score:		7

Note: Contractors shall verify all dimensions on site before commencing any work
 All dimensions are in millimetres unless otherwise stated
 All construction to comply with NZBC/NZS 3604:2011, alongside all current standards alike
 Refer to timber treatment and species schedule on Section A-A
 All timber to be SG8 grade unless specified otherwise

ELEVATIONS 2

Proposed New Ferguson & Gerrets Home
 Lot 19, Farringdon, Rolleston

Date: Thursday, 23 July 2020





Scale: 1:100

Designed By: #####

Drawn By: Corey Kingsbury

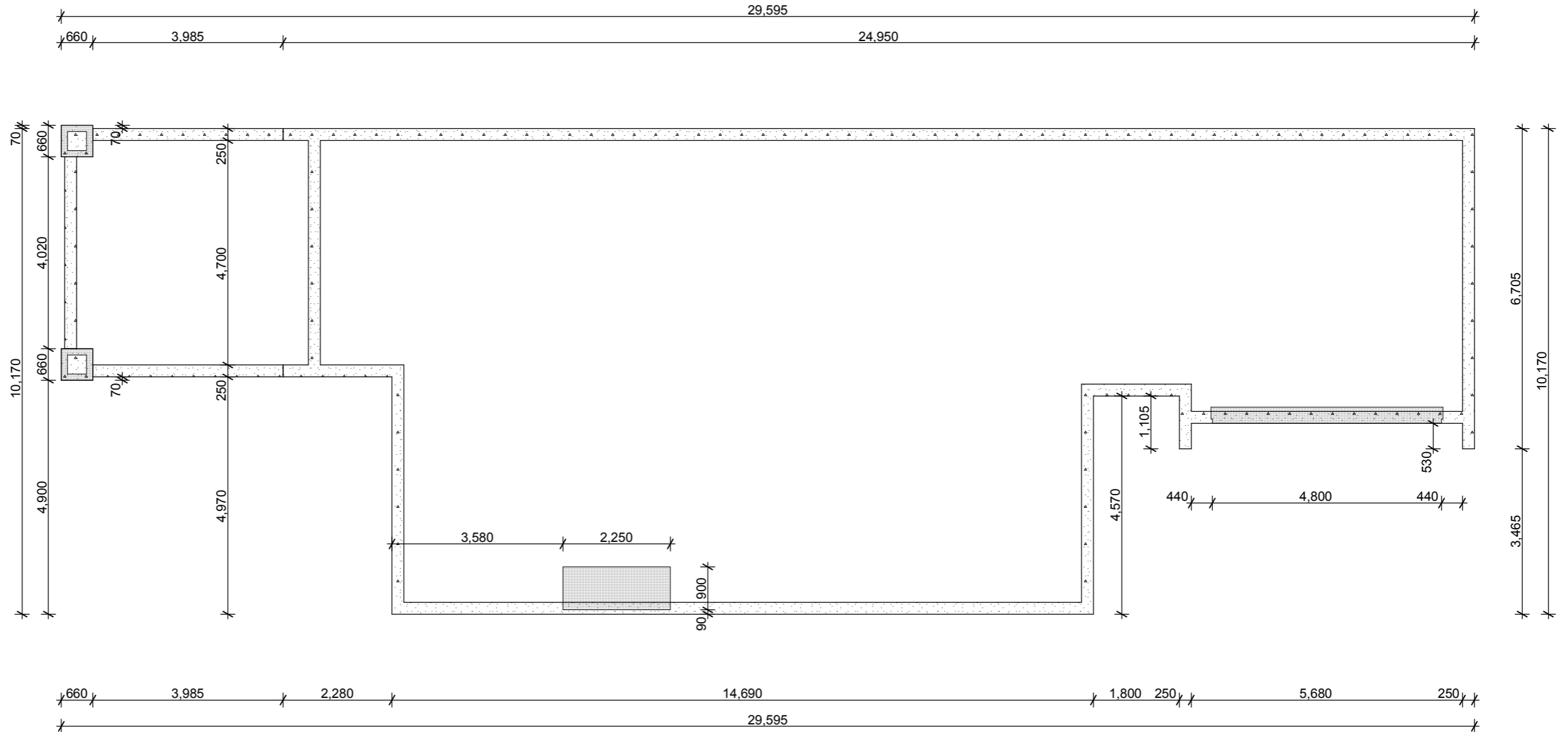
105

FOUNDATION LEGEND

-  rebate in slab
-  free joints in slab
-  control joints in slab
-  2/D10 1.2m long corner restraint bars

Notes:

- Confirm all dimensions and levels on site.
- Refer to Sheet 101 for finished floor level and site ground levels.
- Boundary setbacks are to foundation slab, not to frame or cladding face.
- Refer to truss design for extra slab thickening if required.
- Confirm layout of fittings of kitchen & bathrooms etc before foundation construction commences.



Note: Contractors shall verify all dimensions on site before commencing any work
 All dimensions are in millimetres unless otherwise stated
 All construction to comply with NZBC/NZS 3604:2011, alongside all current standards alike
 Refer to timber treatment and species schedule on Section A-A
 All timber to be SG8 grade unless specified otherwise

FOUNDATION PLAN

Proposed New Ferguson & Gerrets Home
 Lot 19, Farringdon, Rolleston

Date: Thursday, 23 July 2020
 Scale: 1:100
 Designed By: #####
 Drawn By: Corey Kingsbury

106

PLUMBING LEGEND

S	Sink
DW	Dishwasher
SH	Shower
tub	Laundry Tub
WM	Washing Machine
WC	Water Closet
WHB	Wash Hand Basin
B	Bath
dp	80mm downpipe
o ip	inspection point
tv	80mm terminal vent
ss	100mm soil stack
aav	air admittance valve
gt	gully trap
---	stormwater, dia noted
---	foulwater drain, dia noted

Note:

All plumbing and drainage to comply with NZBC G13/AS1 & AS2.

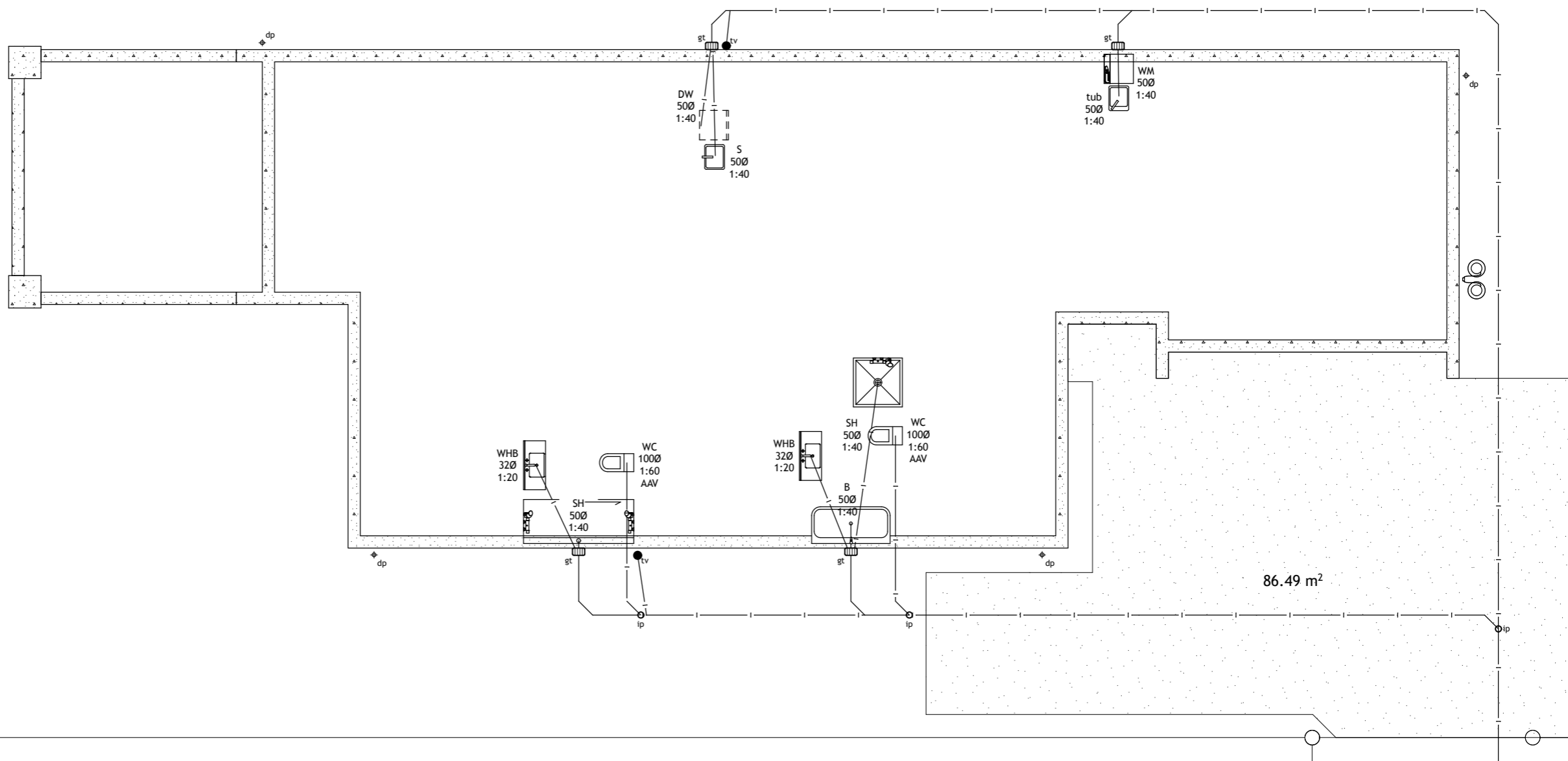
Confirm with owner for exact number and position of exterior taps.

All pipe penetrations through concrete shall be wrapped in 'Denso Tape' or similar product to allow for pipe expansion & movement.

Pipes shall incorporate expansion joints in accordance with chapter 8 of NZS7643.

Drains installed under buildings shall be:
 A) Straight and of even gradient;
 B) Separated from the building foundation by at least 25mm, and;
 C) When passing through concrete, sleeved or wrapped in a durable and flexible material to allow for expansion and contraction.

All service trenches are to be backed filled with a low permeability material noinated as lime or cement.



Note: Contractors shall verify all dimensions on site before commencing any work
 All dimensions are in millimetres unless otherwise stated
 All construction to comply with NZBC/NZS 3604:2011, alongside all current standards alike
 Refer to timber treatment and species schedule on Section A-A
 All timber to be SG8 grade unless specified otherwise

PLUMBING & DRAINAGE PLAN

Proposed New Ferguson & Gerrets Home
 Lot 19, Farringdon, Rolleston

Date: Thursday, 23 July 2020

Scale: 1:100

Designed By: #####

Drawn By: Corey Kingsbury

107

Notes:

Refer to specification for bracing calculations.

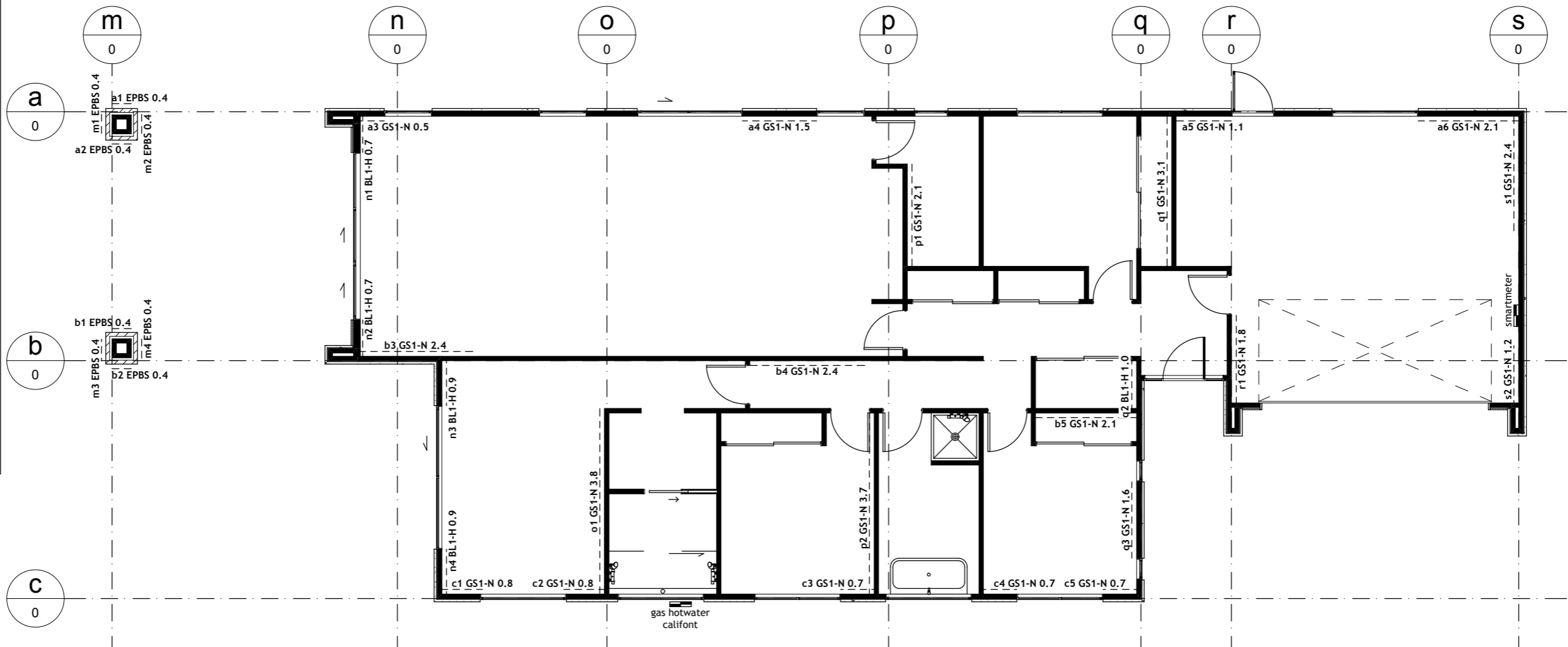
Refer to GIB Ezybrace Systems 2016 technical manual for full bracing information and bracing connections.

Bracing plan to be read in conjunction with bracing calculations and details.

All bracing panels to be fixed in accordance with manufacturer's requirements and comply with NZS3604:2011 or Engineer's design where applicable.

No openings in bracing panels within 90mm of the edge of the sheet.

No openings in bracing panels greater than 90x90mm except in middle third.



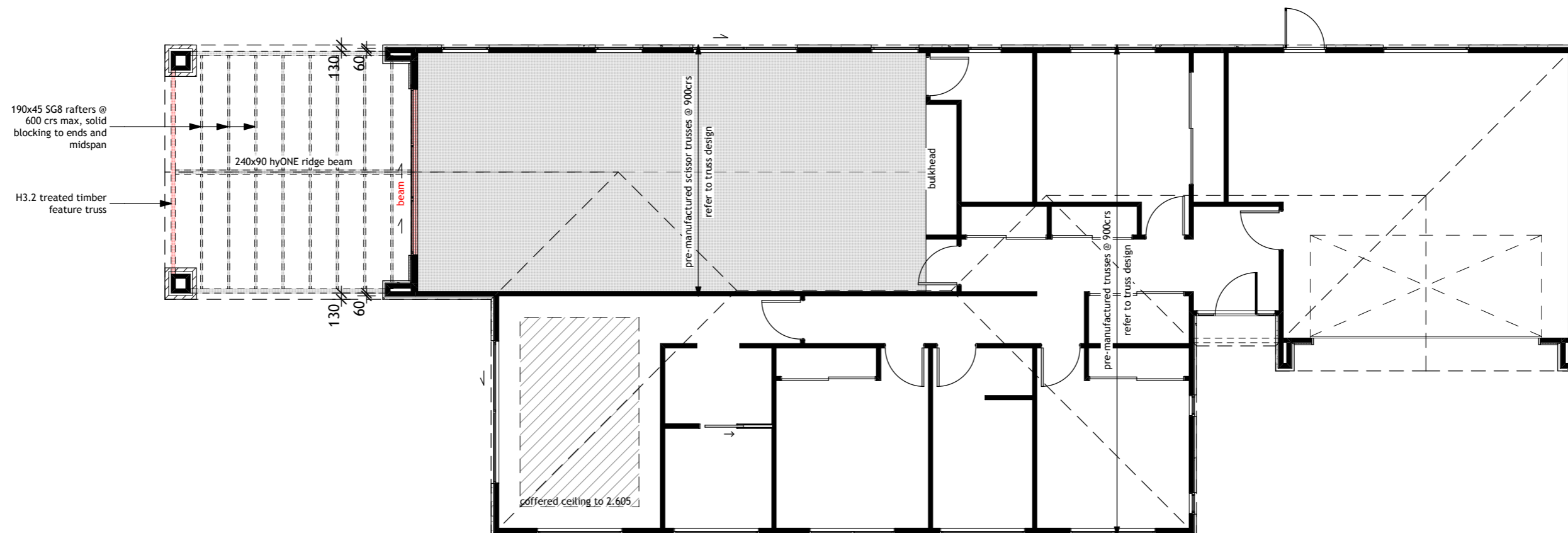
Note: Contractors shall verify all dimensions on site before commencing any work
 All dimensions are in millimetres unless otherwise stated
 All construction to comply with NZBC/NZS 3604:2011, alongside all current standards alike
 Refer to timber treatment and species schedule on Section A-A
 All timber to be SG8 grade unless specified otherwise

BRACING PLAN

Proposed New Ferguson & Gerrets Home
 Lot 19, Farringdon, Rolleston

Date: Thursday, 23 July 2020
 Scale: 1:100
 Designed By: #####
 Drawn By: Corey Kingsbury

108



Note: Contractors shall verify all dimensions on site before commencing any work
 All dimensions are in millimetres unless otherwise stated
 All construction to comply with NZBC/NZS 3604:2011, alongside all current standards alike
 Refer to timber treatment and species schedule on Section A-A
 All timber to be SG8 grade unless specified otherwise

FRAMING PLAN

Proposed New Ferguson & Gerrets Home
 Lot 19, Farringdon, Rolleston

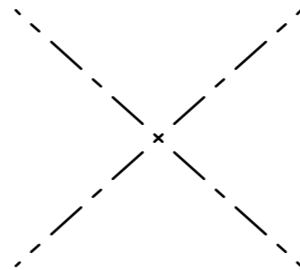
Date: Thursday, 23 July 2020

Scale: 1:100

Designed By: #####

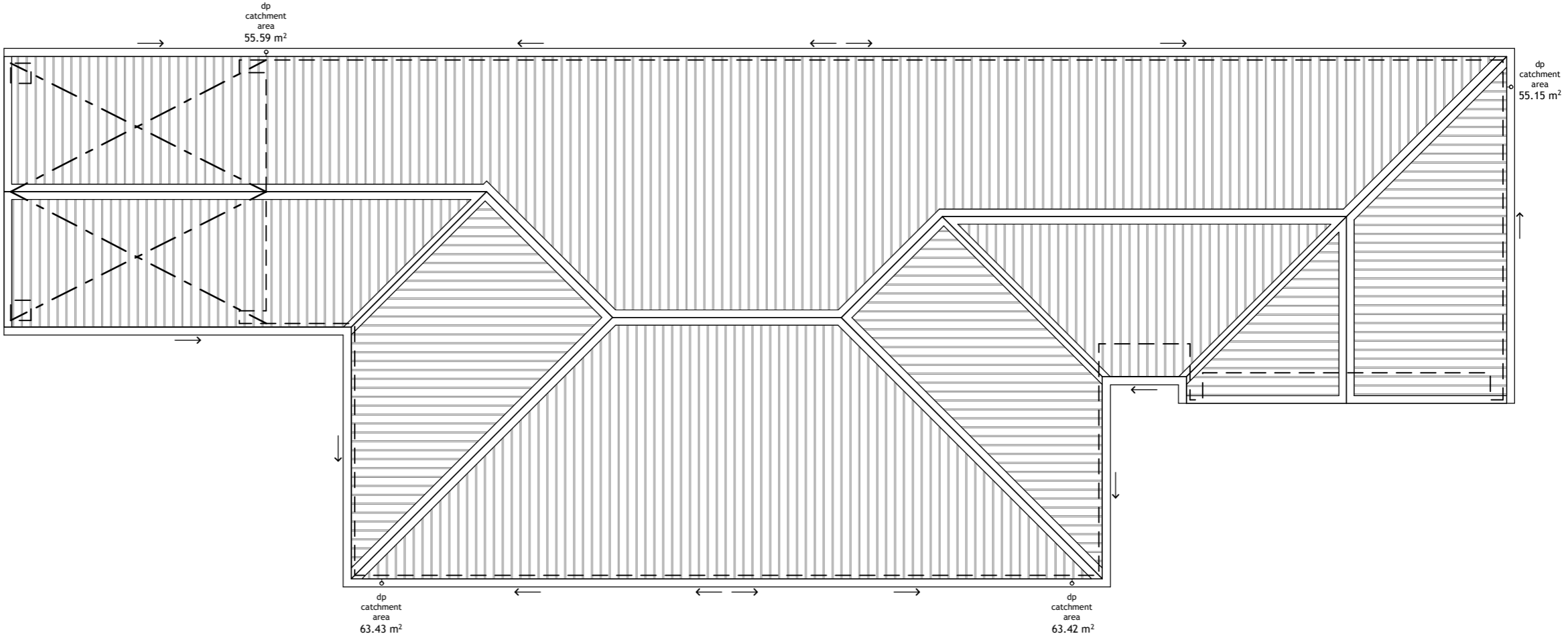
Drawn By: Corey Kingsbury

109



Roof notes:
 70mm soffit from framing
 70mm barge from framing
 roof pitch 28 degrees

Roof Plane Bracing:
 Provide single tensioned crossed LUMBERLOK Strip Brace over top chords; fix with 5/30x3.15 nails each end and 1/30x3.15 nail at crossing (INSTALLED AS PER LUMBERLOK ROOF BRACING SPECIFICATION 10/2011)



Note: Contractors shall verify all dimensions on site before commencing any work
 All dimensions are in millimetres unless otherwise stated
 All construction to comply with NZBC/NZS 3604:2011, alongside all current standards alike
 Refer to timber treatment and species schedule on Section A-A
 All timber to be SG8 grade unless specified otherwise

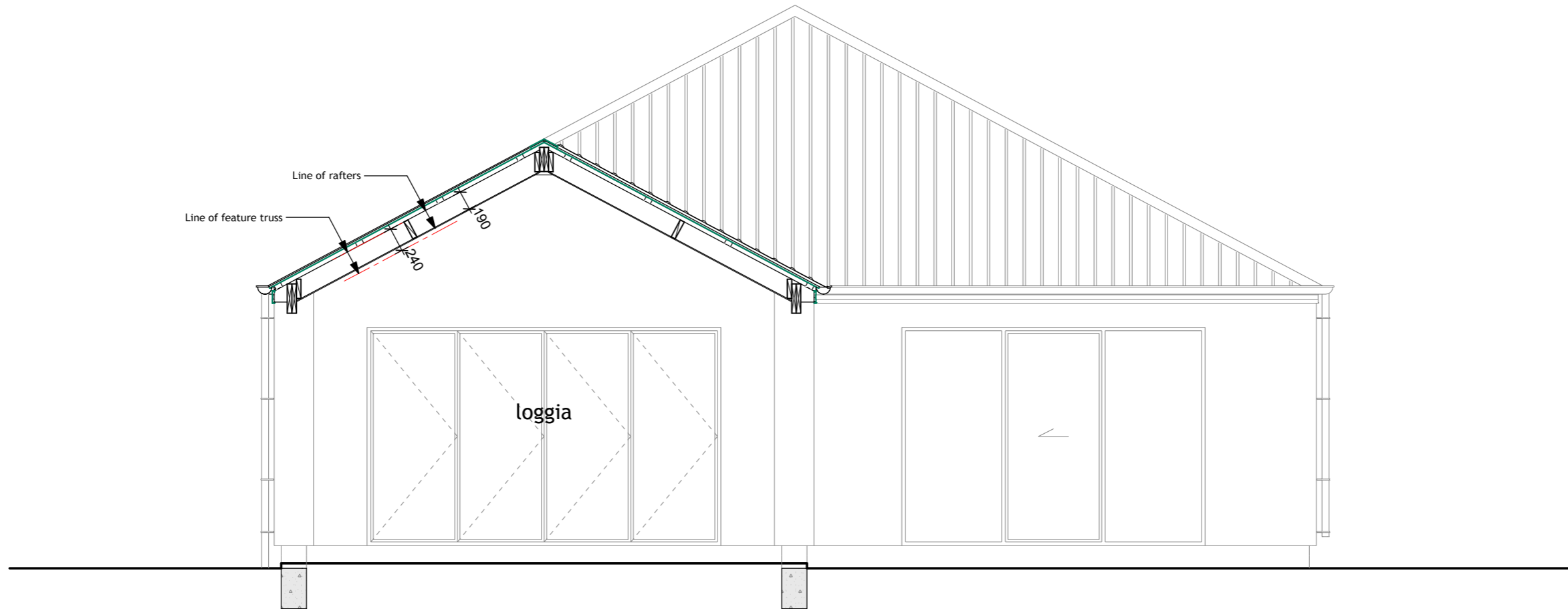
ROOF PLAN



Proposed New Ferguson & Gerrets Home
 Lot 19, Farringdon, Rolleston

Date: Thursday, 23 July 2020
 Scale: 1:100
 Designed By: #####
 Drawn By: Corey Kingsbury

110



Roof cladding

Selected colour Colorsteel roofing, Trimdek profile. Thermakraft 215 self supporting roofing underlay.

Roof framing

Prefabricated roof trusses @ 900mm crs to manufactures specification, manufacturer to supply producer statement.H1.2 treated rafters @ crs, solid blocking to ends & midspan. 70x45mm purlins @ 900crs max, first & last row @ 600crs.

Wall framing

Generally construct exterior walls with 90x45 KD H1.2 framing with studs @ 600mm crs, nogs @ 800mm crs (or nogs at at 400 crs to take battens for cedar cladding) all to NZS 3604:2011. Nog for all fittings, fixtures, linings, bracing panels & trims. Generally construct interior walls with 90x45 dry H1.2 framing with studs @ 600mm crs and nogs @ 800mm crs to NZS 3604:2011. DPC (malthoid) between bottom plate and conc. slab and fixed with 12mm trubolts at 900mm crs and 300 min from corners or other appropriate proprietary fixing, refer to bracing details for additional fixing. Framing fixing in accordance with Mitek fixings schedule in specification.

Concrete slab

100mm 20Mpa concrete slab reinforced with 500E ductile slab mesh over DPM on sand blinding layer 150mm min layers of compacted AP40 hardfill. 50mm polystyrene to entire slab.

Foundation

Generally 250mm min wide x 400mm min deep concrete foundation. 3/D12 reinforcing bars with R10 starters @ 600 crs min 600mm into slab - refer to details for other foundations.

Wall cladding

Rockcote Integra Panel on 20mm structural polystyrene cavity battens over Thermakraft215 building wrap. Rockcote render system applied over. Selected Herman Pacific Vertical Shiplap cedar weatherboards on Cavitbat cavity battens @ 400mm (High wind zone) crs over Thermakraft 215 building wrap.

Aluminium joinery

Selected colour powder-coated aluminium joinery with glazing weight to comply with NZS 4223.3. Double glazing to all windows except garage which is outside thermal envelope.

Spouting, fascia and downpipes

Selected profile colorsteel spouting and fascia system. 80mm diameter colorsteel downpipes.

Soffit lining

4.5mm thick hardieboard soffit lining on 90x45 soffit bearers @ 900crs.

Interior linings

Generally line interiors with 10mm standard Gib board (Aqualine to wet areas) stopped for selected paint finish (unless otherwise indicated). Refer also specific fitout dwgs & bracing schedule for specialist wall linings & requirements. Generally line ceilings with 13mm standard Gib board ceiling lining on 35mm steel rondo ceiling battens at 600mm crs direct fixed to truss bottom chord. **7.5mm James HarideGroove ceiling lining to living areas as shown.**

Insulation

R2.6 Pink batts wall insulation (install strapping where studs are at 600crs)
R4.0 Pink batts ceiling insulation
50mm underslab insulation

SCHEDULE OF FRAMING TIMBERS - GRADING AND TREATMENT

Category	Material	Grading and Treatment
Sub-floor framing Bearers/joists	SG8, H1.2, Pinus radiata	
Wall framing Exterior walls & lintels Interior walls (loadbearing) Interior walls (non-loadbearing) Cavity battens	SG8, H1.2, Pinus radiata SG8, H1.2, Pinus radiata SG8, H1.2, Pinus radiata SG8, H3.1, Pinus radiata	
Roof framing Roof trusses - typical Gable end truss Coved or attic trusses purlins Valley boards, barge boards	SG8, H1.2, Pinus radiata SG8, H1.2, Pinus radiata SG8, H1.2, Pinus radiata SG8, H1.2, Pinus radiata SG8, H1.2, Pinus radiata	
Decks Beams and posts Joists	SG8, H3.2, Pinus radiata SG8, H3.2, Pinus radiata	
Windows Framing and reveals	Dressed, H3.1, Pinus radiata	

Note: Contractors shall verify all dimensions on site before commencing any work
All dimensions are in millimetres unless otherwise stated
All construction to comply with NZBC/NZS 3604:2011, alongside all current standards alike
Refer to timber treatment and species schedule on Section A-A
All timber to be SG8 grade unless specified otherwise

SECTION A - A

**Proposed New Ferguson & Gerrets Home
Lot 19, Farringdon, Rolleston**



Roof cladding

Selected colour Colorsteel roofing, Trimdek profile. Thermakraft 215 self supporting roofing underlay.

Roof framing

Prefabricated roof trusses @ 900mm crs to manufactures specification, manufacturer to supply producer statement.H1.2 treated rafters @ crs, solid blocking to ends & midspan. 70x45mm purlins @ 900crs max, first & last row @ 600crs.

Wall framing

Generally construct exterior walls with 90x45 KD H1.2 framing with studs @ 600mm crs, nogs @ 800mm crs (or nogs at at 400 crs to take battens for cedar cladding) all to NZS 3604:2011. Nog for all fittings, fixtures, linings, bracing panels & trims. Generally construct interior walls with 90x45 dry H1.2 framing with studs @ 600mm crs and nogs @ 800mm crs to NZS 3604:2011. DPC (malthoid) between bottom plate and conc. slab and fixed with 12mm trubolts at 900mm crs and 300 min from corners or other appropriate proprietary fixing, refer to bracing details for additional fixing. Framing fixing in accordance with Mitek fixings schedule in specification.

Concrete slab

100mm 20Mpa concrete slab reinforced with 500E ductile slab mesh over DPM on sand blinding layer 150mm min layers of compacted AP40 hardfill. 50mm polystyrene to entire slab.

Foundation

Generally 250mm min wide x 400mm min deep concrete foundation. 3/D12 reinforcing bars with R10 starters @ 600 crs min 600mm into slab - refer to details for other foundations.

Wall cladding

Rockcote Integra Panel on 20mm structural polystyrene cavity battens over Thermakraft215 building wrap. Rockcote render system applied over. Selected Herman Pacific Vertical Shiplap cedar weatherboards on Cavitbat cavity battens @ 400mm (High wind zone) crs over Thermakraft 215 building wrap.

Aluminium joinery

Selected colour powder-coated aluminium joinery with glazing weight to comply with NZS 4223.3. Double glazing to all windows except garage which is outside thermal envelope.

Spouting, fascia and downpipes

Selected profile colorsteel spouting and fascia system. 80mm diameter colorsteel downpipes.

Soffit lining

4.5mm thick hardieboard soffit lining on 90x45 soffit bearers @ 900crs.

Interior linings

Generally line interiors with 10mm standard Gib board (Aqualine to wet areas) stopped for selected paint finish (unless otherwise indicated). Refer also specific fitout dwgs & bracing schedule for specialist wall linings & requirements. Generally line ceilings with 13mm standard Gib board ceiling lining on 35mm steel rondo ceiling battens at 600mm crs direct fixed to truss bottom chord. **7.5mm James HarideGroove ceiling lining to living areas as shown.**

Insulation

R2.6 Pink batts wall insulation (install strapping where studs are at 600crs)
R4.0 Pink batts ceiling insulation
50mm underslab insulation

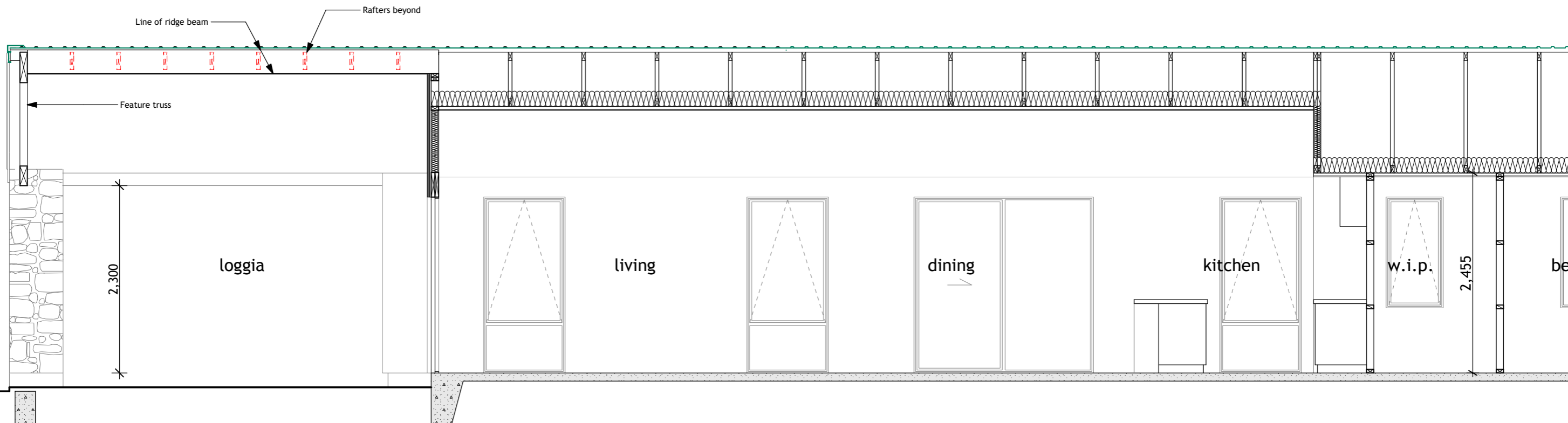
SCHEDULE OF FRAMING TIMBERS - GRADING AND TREATMENT

Category	Item	Grading and Treatment
Sub-floor framing	Bearers/joists	SG8, H1.2, Pinus radiata
	Wall framing	
Wall framing	Exterior walls & lintels	SG8, H1.2, Pinus radiata
	Interior walls (loadbearing)	SG8, H1.2, Pinus radiata
	Interior walls (non-loadbearing)	SG8, H1.2, Pinus radiata
	Cavity battens	SG8, H3.1, Pinus radiata
Roof framing	Roof trusses - typical	SG8, H1.2, Pinus radiata
	Gable end truss	SG8, H1.2, Pinus radiata
	Coved or attic trusses	SG8, H1.2, Pinus radiata
	purlins	SG8, H1.2, Pinus radiata
	Valley boards, barge boards	SG8, H1.2, Pinus radiata
Decks	Beams and posts	SG8, H3.2, Pinus radiata
	Joists	SG8, H3.2, Pinus radiata
Windows	Framing and reveals	Dressed, H3.1, Pinus radiata

Note: Contractors shall verify all dimensions on site before commencing any work
All dimensions are in millimetres unless otherwise stated
All construction to comply with NZBC/NZS 3604:2011, alongside all current standards alike
Refer to timber treatment and species schedule on Section A-A
All timber to be SG8 grade unless specified otherwise

SECTION B - B

**Proposed New Ferguson & Gerrets Home
Lot 19, Farringdon, Rolleston**



Roof cladding

Selected colour Colorsteel roofing, Trimdek profile. Thermakraft 215 self supporting roofing underlay.

Roof framing

Prefabricated roof trusses @ 900mm crs to manufactures specification, manufacturer to supply producer statement.H1.2 treated rafters @ crs, solid blocking to ends & midspan. 70x45mm purlins @ 900crs max, first & last row @ 600crs.

Wall framing

Generally construct exterior walls with 90x45 KD H1.2 framing with studs @ 600mm crs, nogs @ 800mm crs (or nogs at at 400 crs to take battens for cedar cladding) all to NZS 3604:2011. Nog for all fittings, fixtures, linings, bracing panels & trims. Generally construct interior walls with 90x45 dry H1.2 framing with studs @ 600mm crs and nogs @ 800mm crs to NZS 3604:2011. DPC (malthoid) between bottom plate and conc. slab and fixed with 12mm trubolts at 900mm crs and 300 min from corners or other appropriate proprietary fixing, refer to bracing details for additional fixing. Framing fixing in accordance with Mitek fixings schedule in specification.

Concrete slab

100mm 20Mpa concrete slab reinforced with 500E ductile slab mesh over DPM on sand blinding layer 150mm min layers of compacted AP40 hardfill. 50mm polystyrene to entire slab.

Foundation

Generally 250mm min wide x 400mm min deep concrete foundation. 3/D12 reinforcing bars with R10 starters @ 600 crs min 600mm into slab - refer to details for other foundations.

Wall cladding

Rockcote Integra Panel on 20mm structural polystyrene cavity battens over Thermakraft215 building wrap. Rockcote render system applied over. Selected Herman Pacific Vertical Shiplap cedar weatherboards on Cavitbat cavity battens @ 400mm (High wind zone) crs over Thermakraft 215 building wrap.

Aluminium joinery

Selected colour powder-coated aluminium joinery with glazing weight to comply with NZS 4223.3. Double glazing to all windows except garage which is outside thermal envelope.

Spouting, fascia and downpipes

Selected profile colorsteel spouting and fascia system. 80mm diameter colorsteel downpipes.

Soffit lining

4.5mm thick hardieboard soffit lining on 90x45 soffit bearers @ 900crs.

Interior linings

Generally line interiors with 10mm standard Gib board (Aqualine to wet areas) stopped for selected paint finish (unless otherwise indicated). Refer also specific fitout dwgs & bracing schedule for specialist wall linings & requirements. Generally line ceilings with 13mm standard Gib board ceiling lining on 35mm steel rondo ceiling battens at 600mm crs direct fixed to truss bottom chord. **7.5mm James HarideGroove ceiling lining to living areas as shown.**

Insulation

R2.6 Pink batts wall insulation (install strapping where studs are at 600crs)
R4.0 Pink batts ceiling insulation
50mm underslab insulation

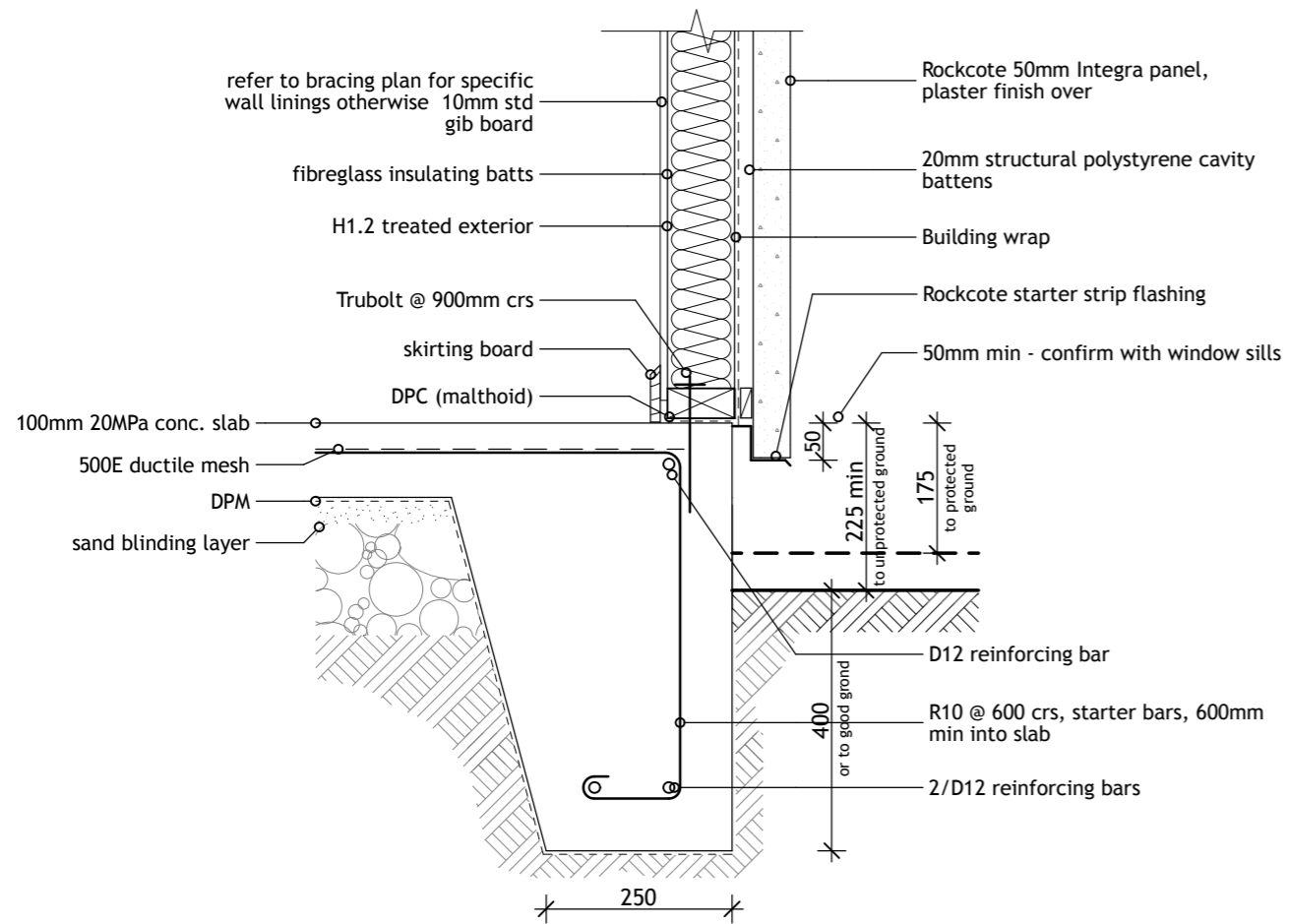
SCHEDULE OF FRAMING TIMBERS - GRADING AND TREATMENT

Sub-floor framing	Bearers/joists	SG8, H1.2, Pinus radiata
Wall framing	Exterior walls & lintels	SG8, H1.2, Pinus radiata
	Interior walls (loadbearing)	SG8, H1.2, Pinus radiata
	Interior walls (non-loadbearing)	SG8, H1.2, Pinus radiata
	Cavity battens	SG8, H3.1, Pinus radiata
Roof framing	Roof trusses - typical	SG8, H1.2, Pinus radiata
	Gable end truss	SG8, H1.2, Pinus radiata
	Coved or attic trusses	SG8, H1.2, Pinus radiata
	purlins	SG8, H1.2, Pinus radiata
	Valley boards, barge boards	SG8, H1.2, Pinus radiata
Decks	Beams and posts	SG8, H3.2, Pinus radiata
	Joists	SG8, H3.2, Pinus radiata
Windows	Framing and reveals	Dressed, H3.1, Pinus radiata

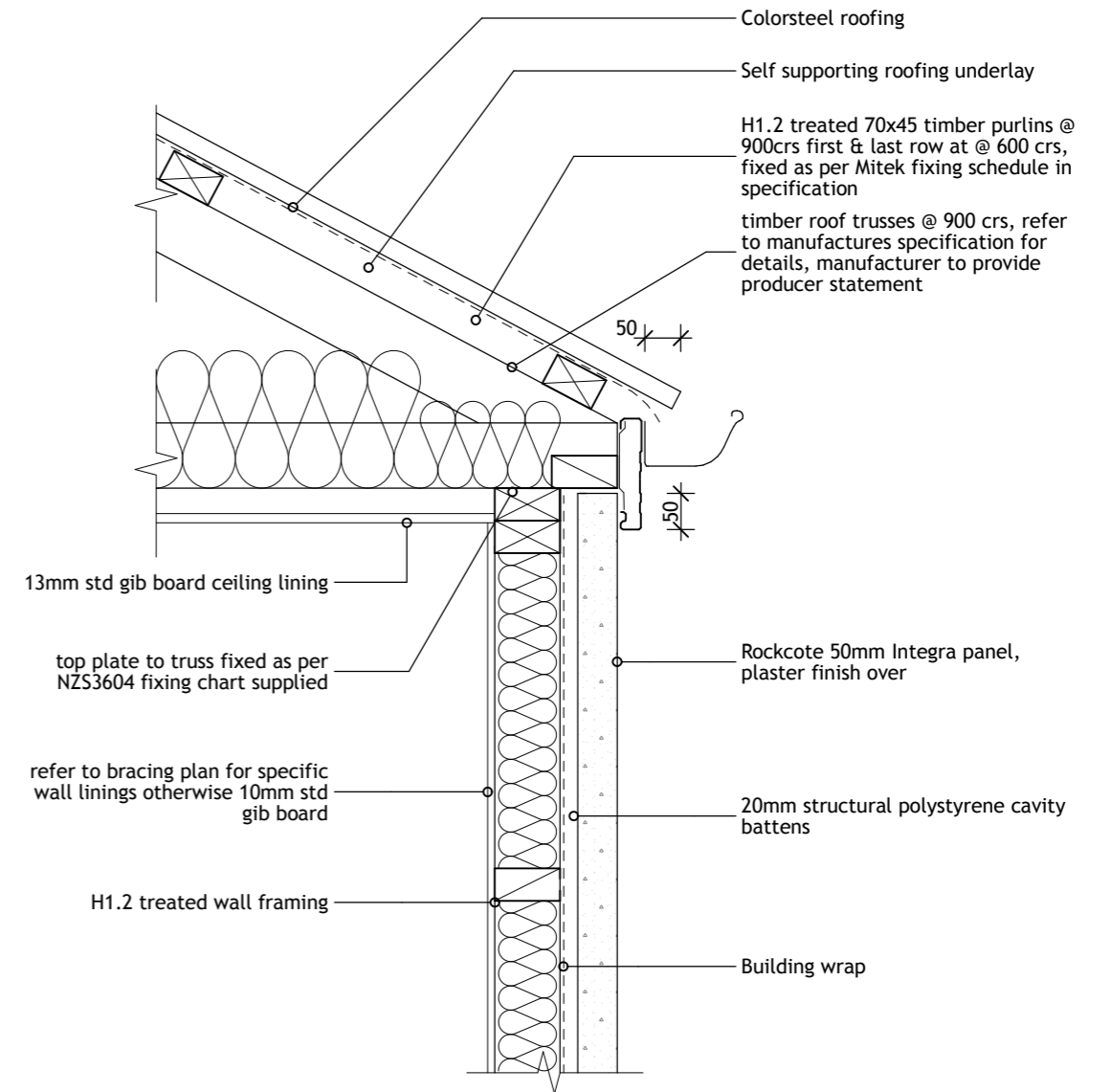
Note: Contractors shall verify all dimensions on site before commencing any work
All dimensions are in millimetres unless otherwise stated
All construction to comply with NZBC/NZS 3604:2011, alongside all current standards alike
Refer to timber treatment and species schedule on Section A-A
All timber to be SG8 grade unless specified otherwise

SECTION C - C

**Proposed New Ferguson & Gerrets Home
Lot 19, Farringdon, Rolleston**



03 INTEGRA TO FOUNDATION
SCALE 1:10

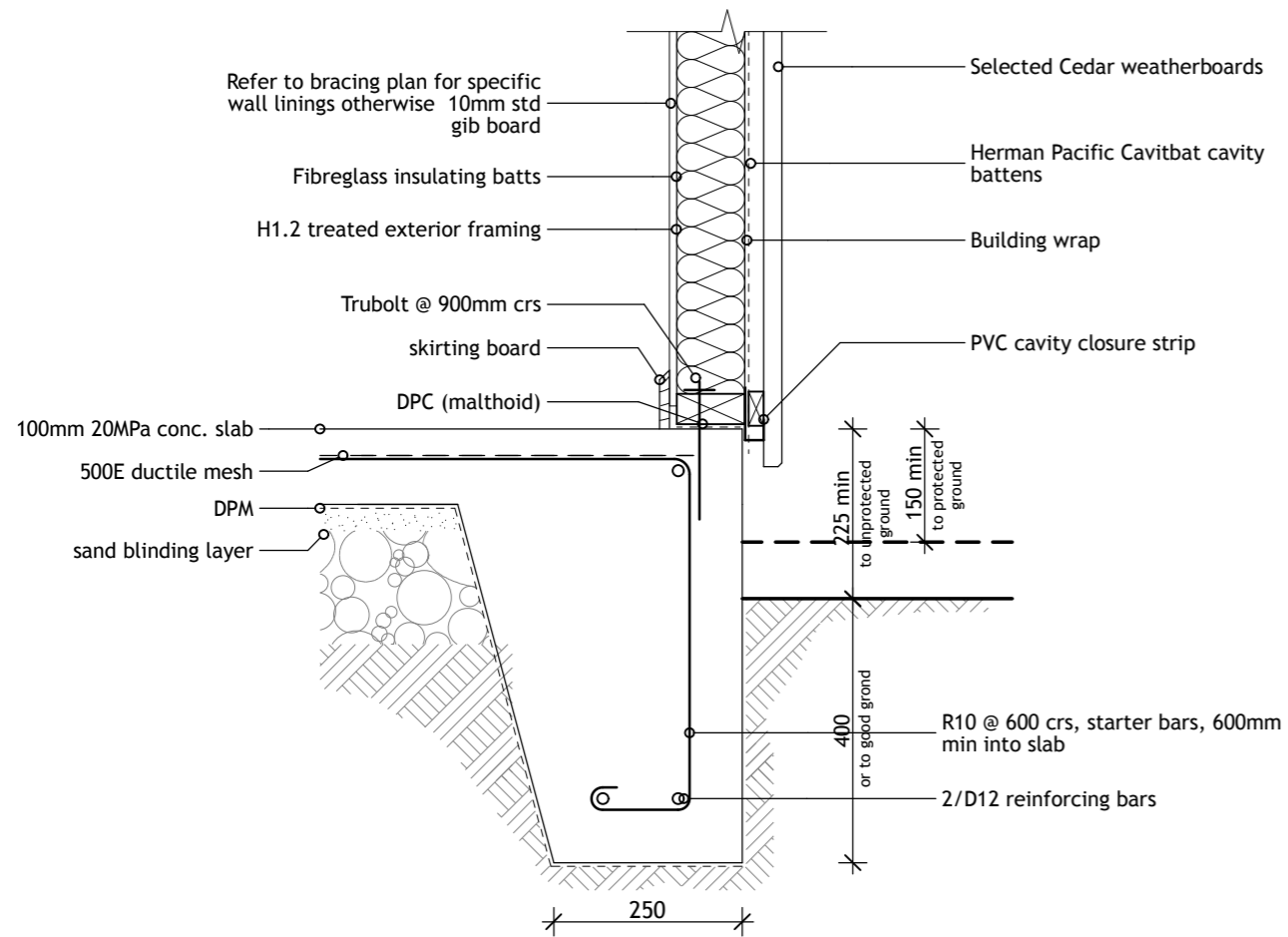


02 INTEGRA TO SOFFIT
SCALE 1:10

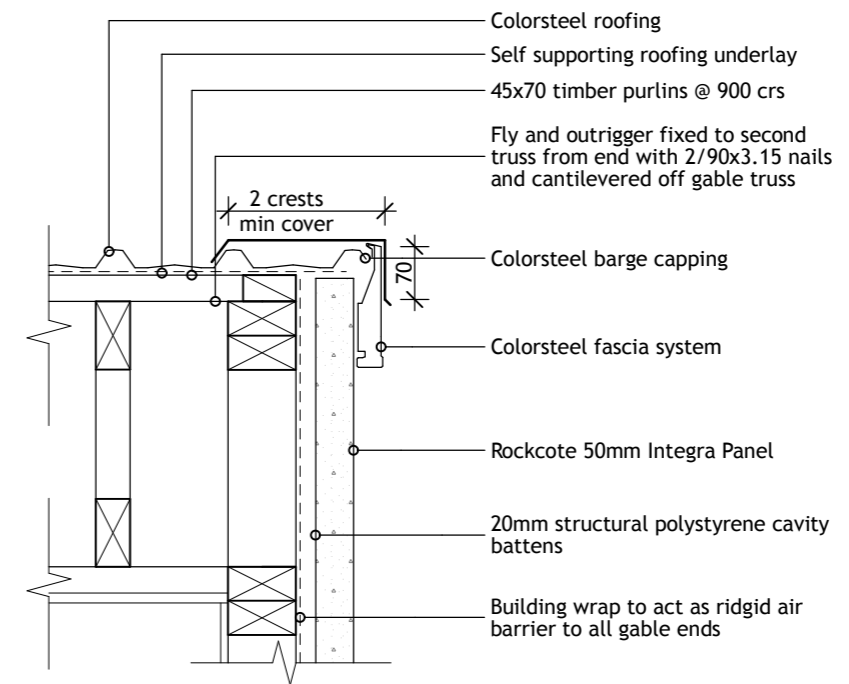
Note: Contractors shall verify all dimensions on site before commencing any work
 All dimensions are in millimetres unless otherwise stated
 All construction to comply with NZBC/NZS 3604:2011, alongside all current standards alike
 Refer to timber treatment and species schedule on Section A-A
 All timber to be SG8 grade unless specified otherwise

DETAILS 1

Proposed New Ferguson & Gerrets Home
 Lot 19, Farringdon, Rolleston



03 CEDAR TO FOUNDATION
SCALE 1:10

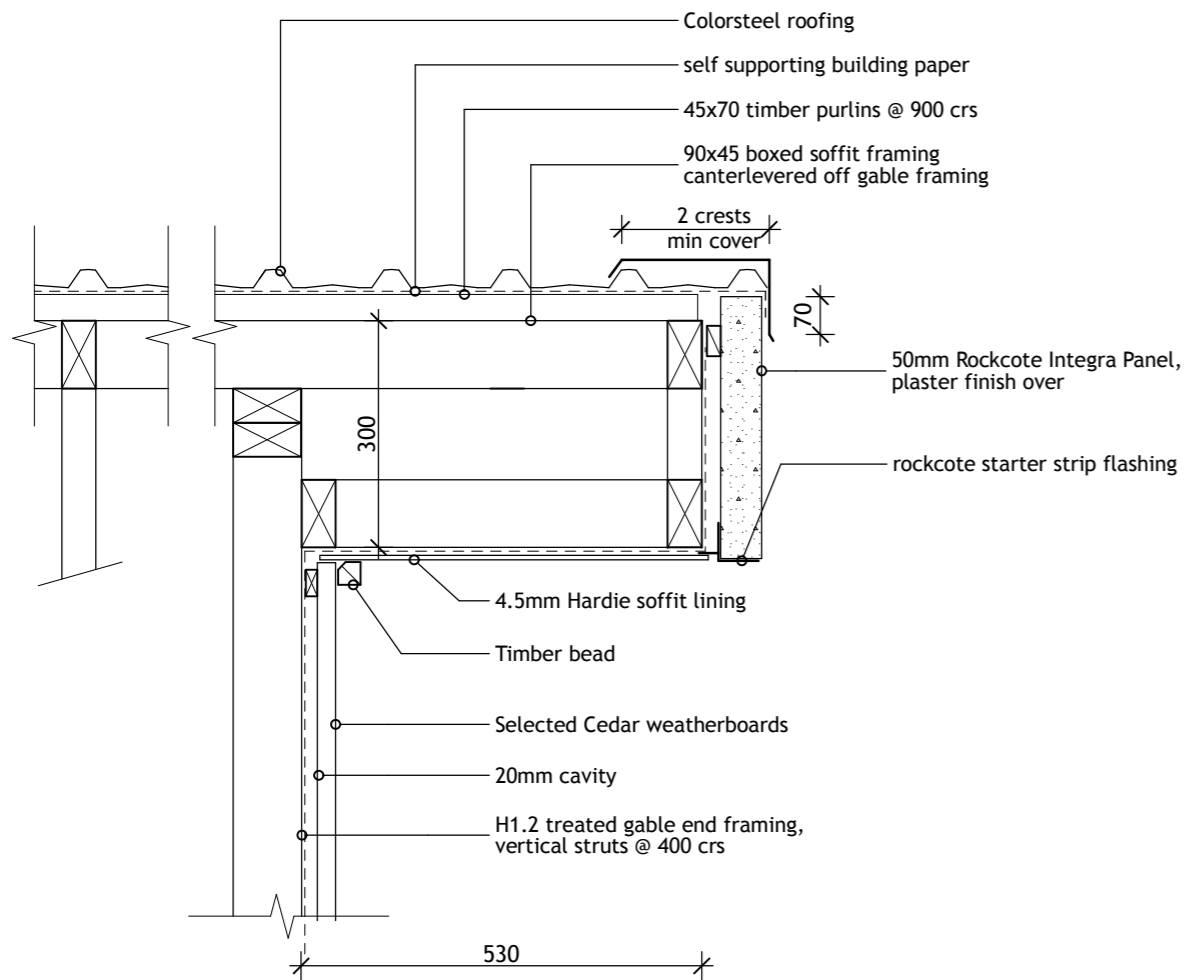


04 INTEGRA TO BARGE DETAIL
SCALE 1:10

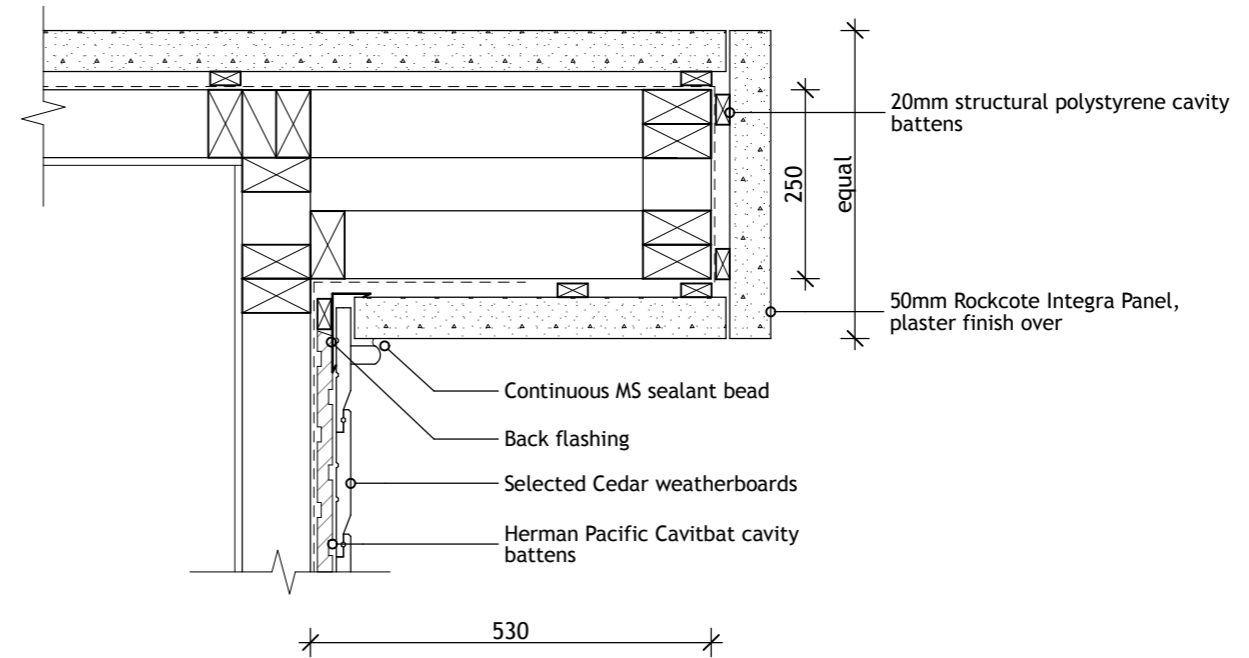
Note: Contractors shall verify all dimensions on site before commencing any work
 All dimensions are in millimetres unless otherwise stated
 All construction to comply with NZBC/NZS 3604:2011, alongside all current standards alike
 Refer to timber treatment and species schedule on Section A-A
 All timber to be SG8 grade unless specified otherwise

DETAILS 2

Proposed New Ferguson & Gerrets Home
 Lot 19, Farringdon, Rolleston



05 BARGE DETAIL (above garage door)
SCALE 1:10

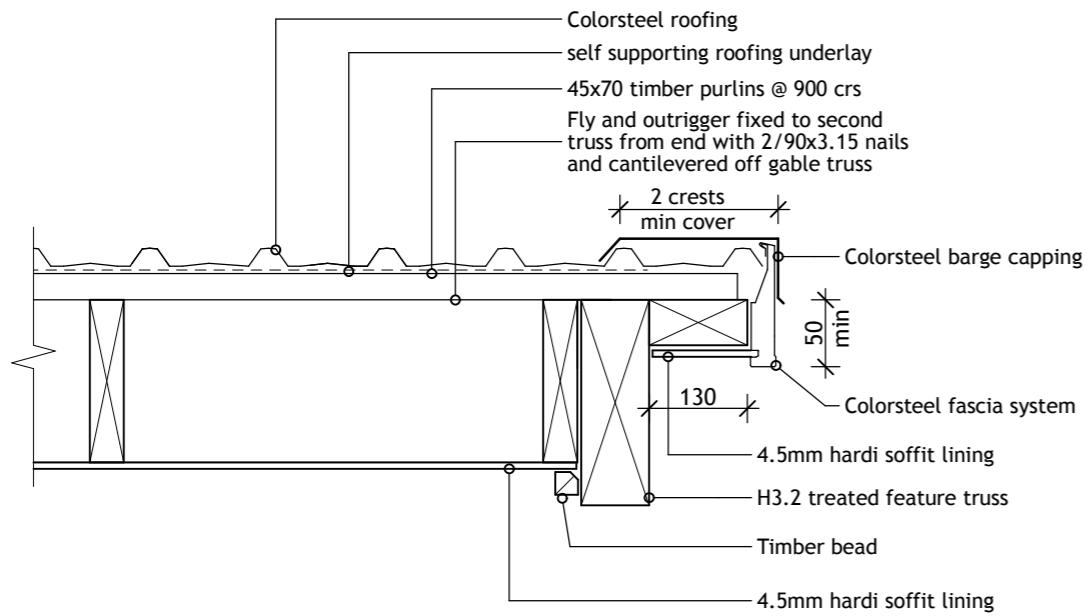


06 LIVING/LOGGIA WING WALL DETAIL
SCALE 1:10

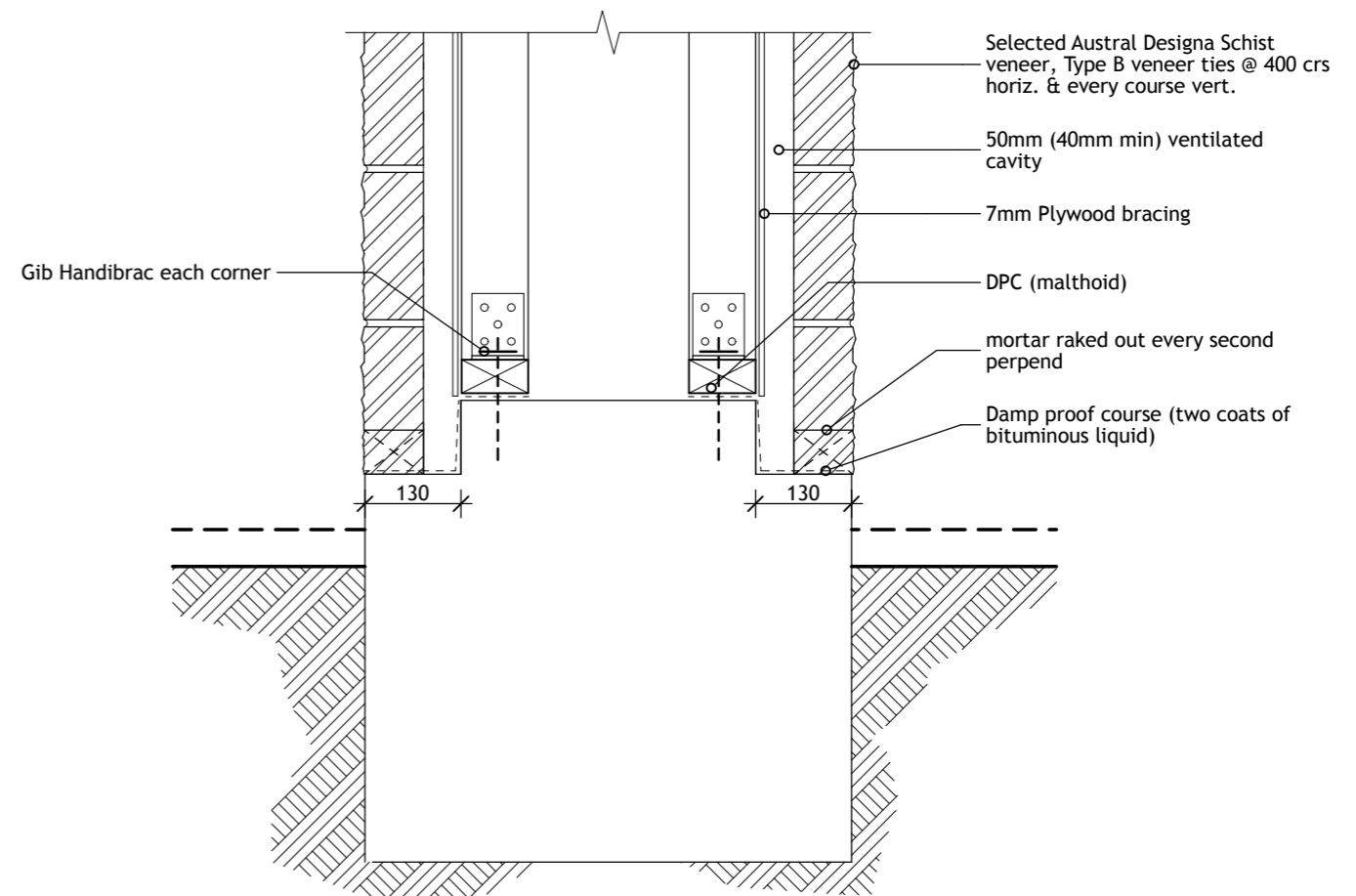
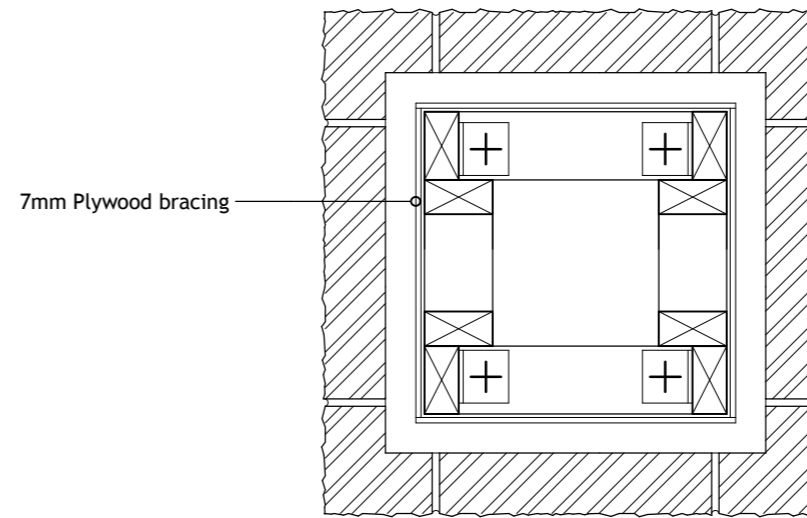
Note: Contractors shall verify all dimensions on site before commencing any work
 All dimensions are in millimetres unless otherwise stated
 All construction to comply with NZBC/NZS 3604:2011, alongside all current standards alike
 Refer to timber treatment and species schedule on Section A-A
 All timber to be SG8 grade unless specified otherwise

DETAILS 3

Proposed New Ferguson & Gerrets Home
 Lot 19, Farringdon, Rolleston



07 FEATURE TRUSS TO BARGE DETAIL
SCALE 1:10

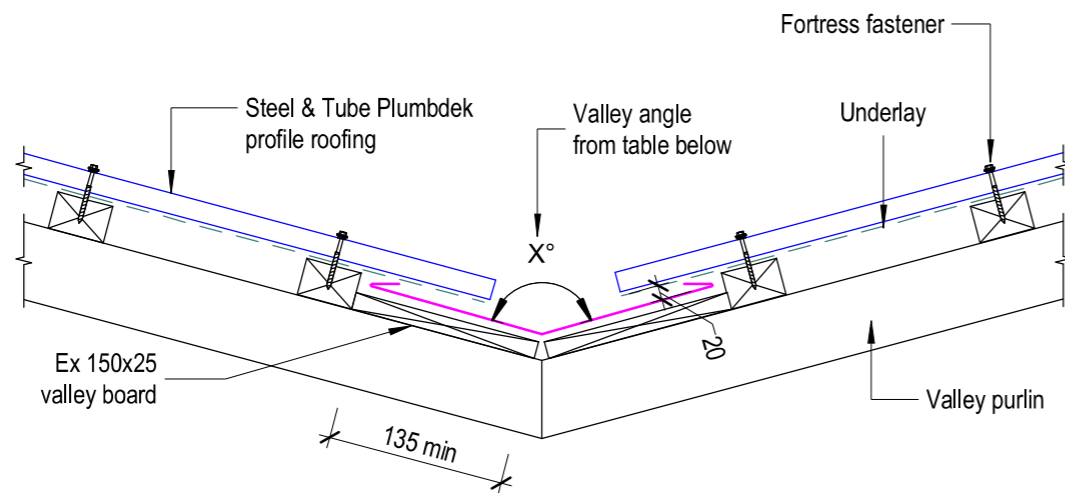
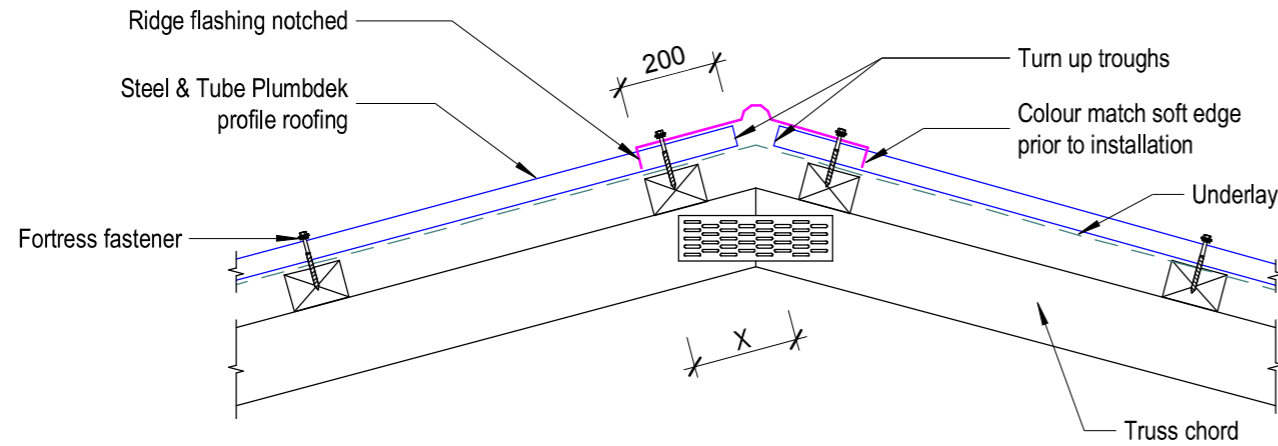


08 ELDORADO LOGGIA COLUMN DETAIL
SCALE 1:10

Note: Contractors shall verify all dimensions on site before commencing any work
All dimensions are in millimetres unless otherwise stated
All construction to comply with NZBC/NZS 3604:2011, alongside all current standards alike
Refer to timber treatment and species schedule on Section A-A
All timber to be SG8 grade unless specified otherwise

DETAILS 4

Proposed New Ferguson & Gerrets Home
Lot 19, Farringdon, Rolleston



Valley Angles and Catchments

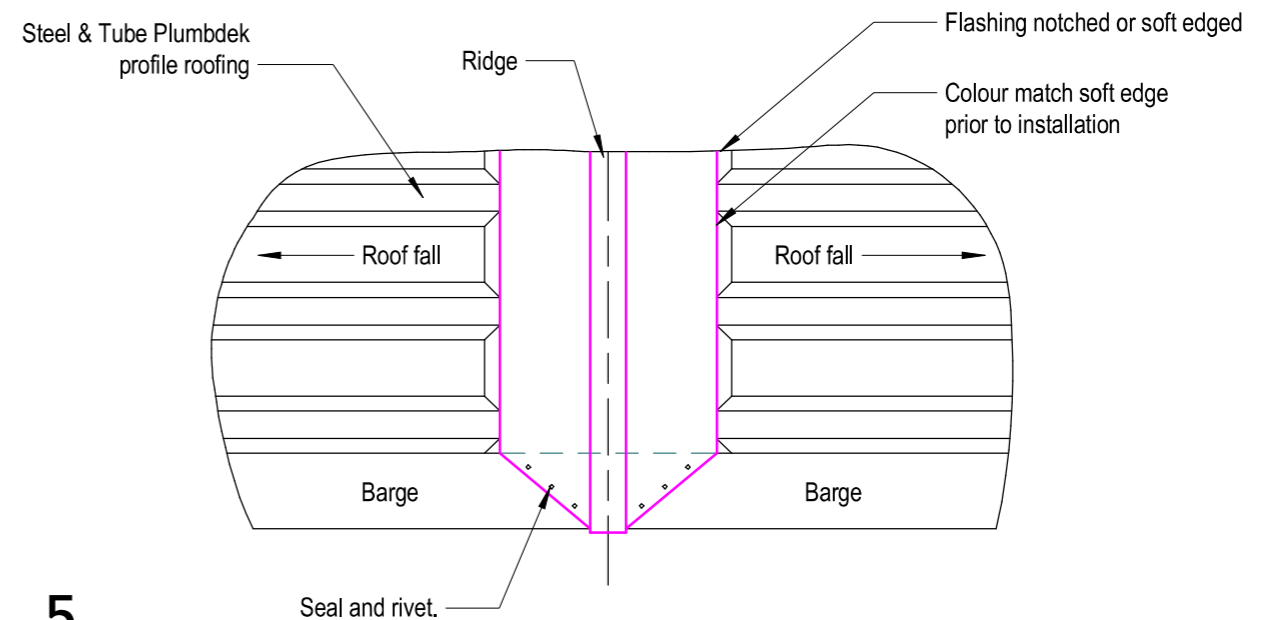
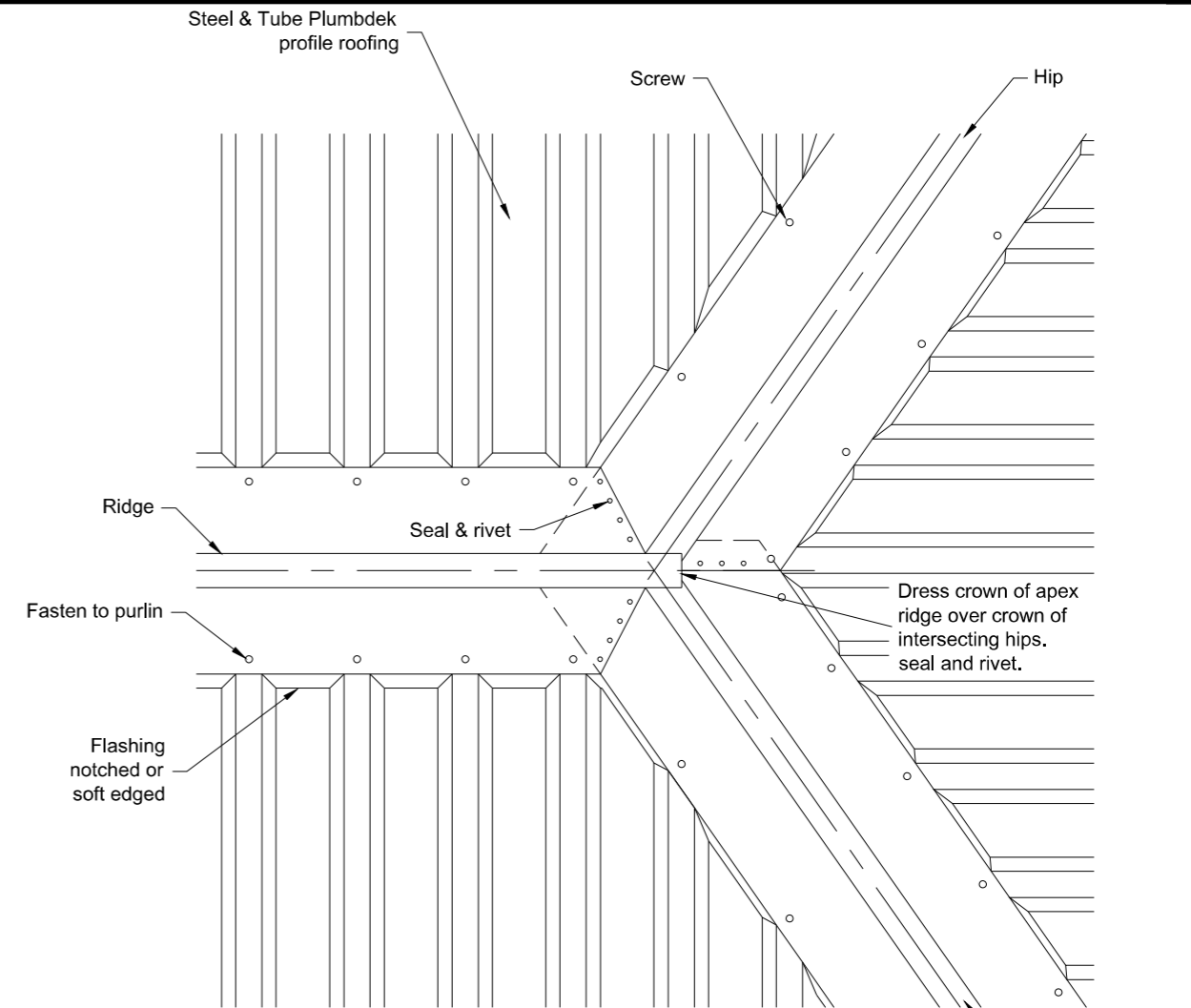
Roof Pitch	<8°	8°	10°	15°	20°	25°	30°	35°	45°
Valley Angle	Varies	169	166	159	152	145	139	132	120
Maximum Catchment	*	20m ²	26m ²	27m ²	35m ²	43m ²	52m ²	63m ²	75m ²

09

ROOFING DETAILS

SCALE 1:10

Note: Contractors shall verify all dimensions on site before commencing any work
 All dimensions are in millimetres unless otherwise stated
 All construction to comply with NZBC/NZS 3604:2011, alongside all current standards alike
 Refer to timber treatment and species schedule on Section A-A
 All timber to be SG8 grade unless specified otherwise



DETAILS 5

Proposed New Ferguson & Gerrets Home
 Lot 19, Farringdon, Rolleston

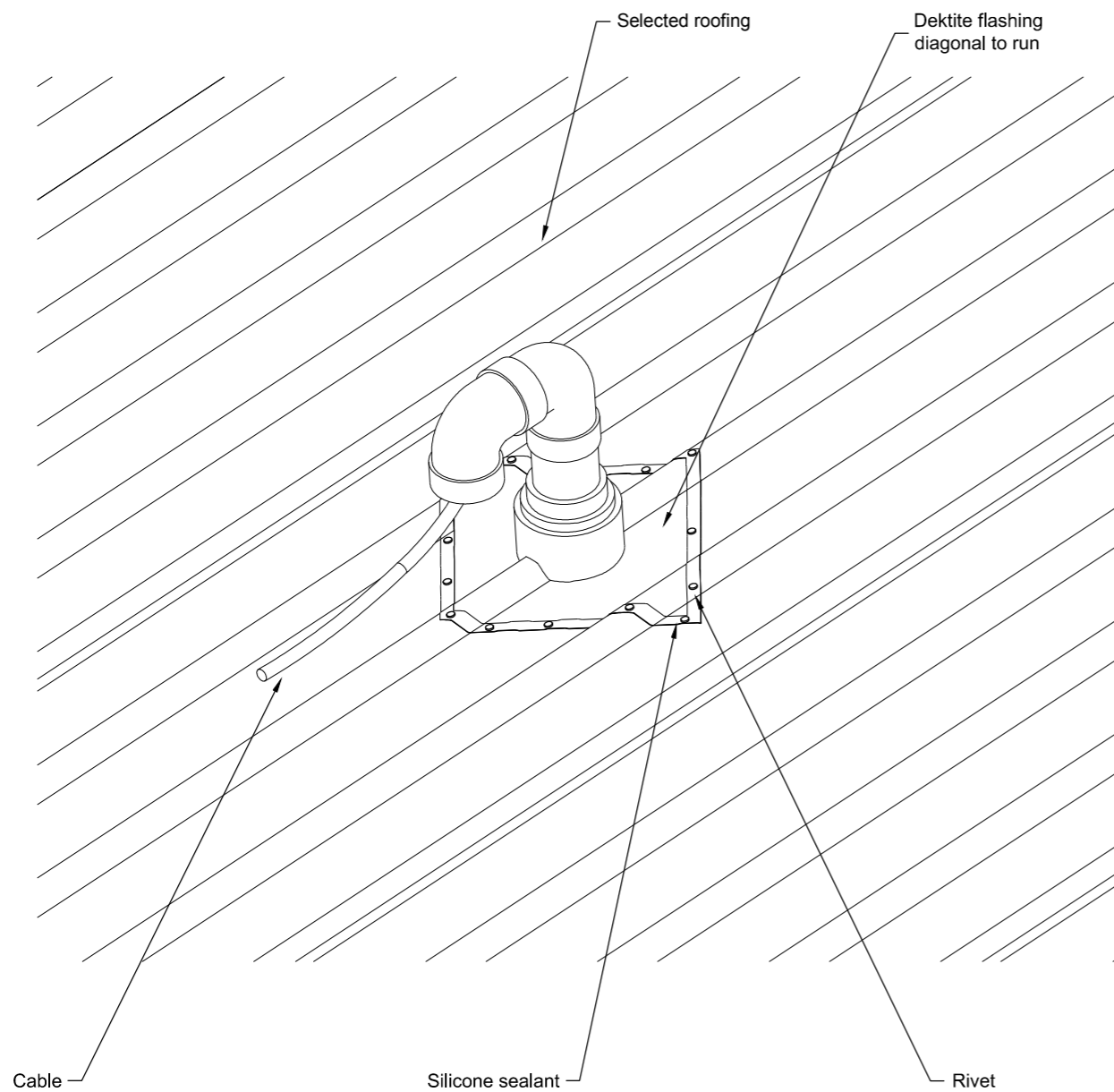
Date: Thursday, 23 July 2020

Scale: 1:10

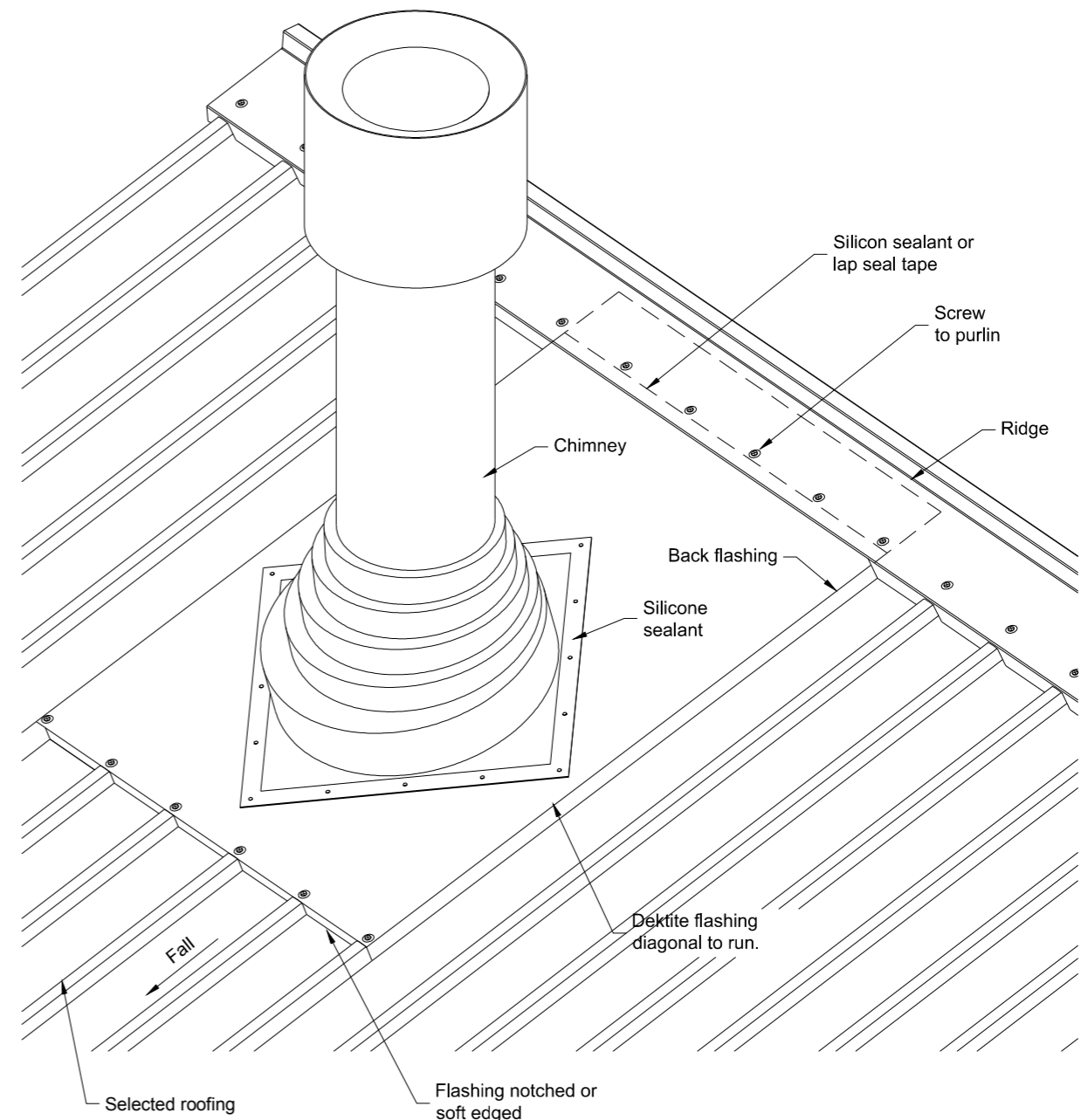
Designed By: #####

Drawn By: Corey Kingsbury

118



10 ROOF PENETRATION
SCALE 1:10



Note: Soft edged flashings to be colour matched prior to installation.

11 ROOF PENETRATION
SCALE 1:10

Note: Contractors shall verify all dimensions on site before commencing any work
 All dimensions are in millimetres unless otherwise stated
 All construction to comply with NZBC/NZS 3604:2011, alongside all current standards alike
 Refer to timber treatment and species schedule on Section A-A
 All timber to be SG8 grade unless specified otherwise

DETAILS 6

Proposed New Ferguson & Gerrets Home
 Lot 19, Farringdon, Rolleston

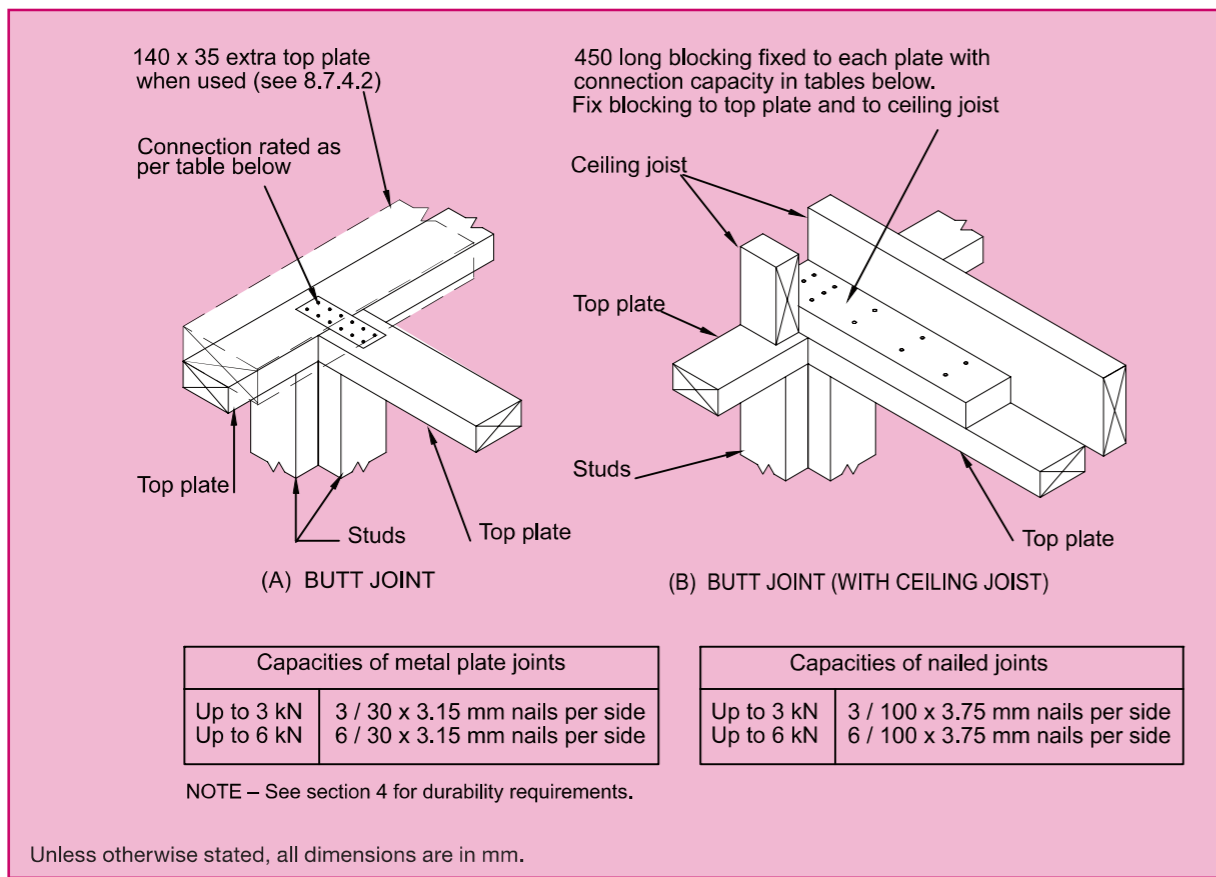
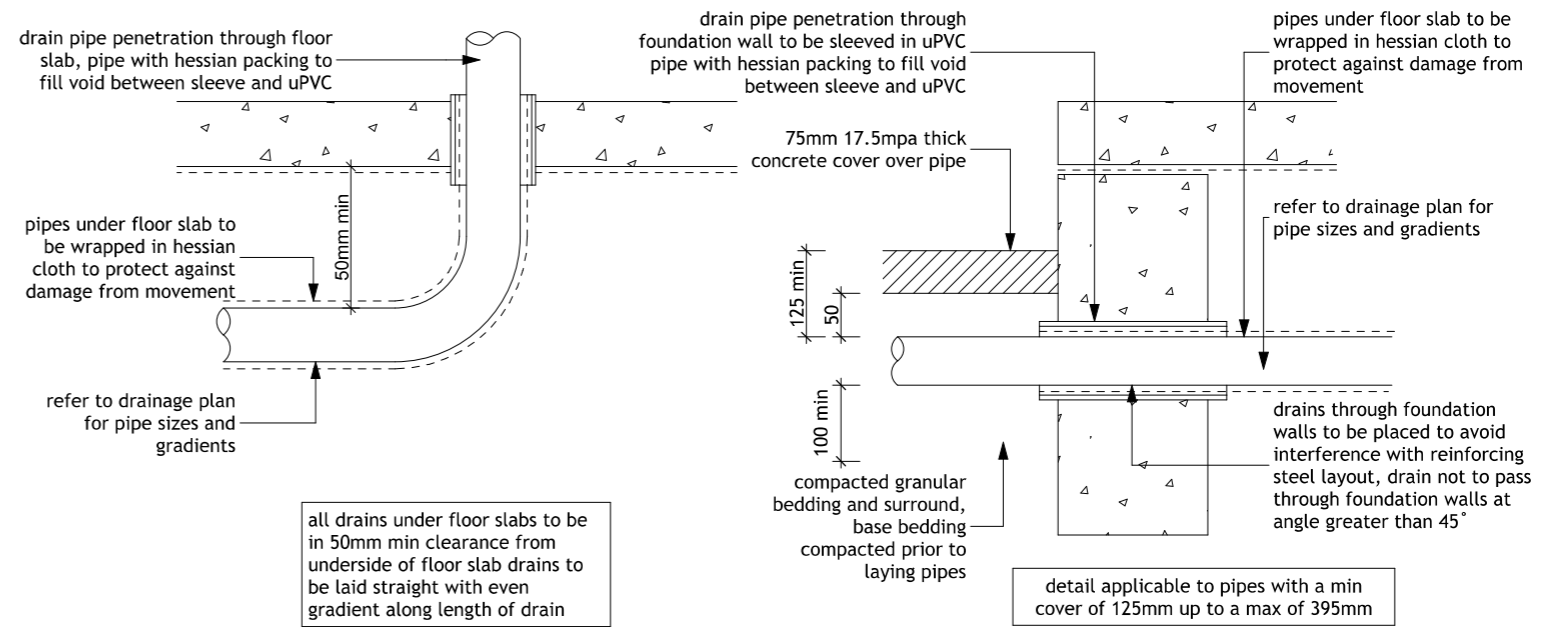


Figure 8.16 – Connecting top plates to external walls at right angles – Walls containing bracing (see 8.7.3.4)

12 TOP PLATE TO WALL CONNECTION
SCALE 1:10



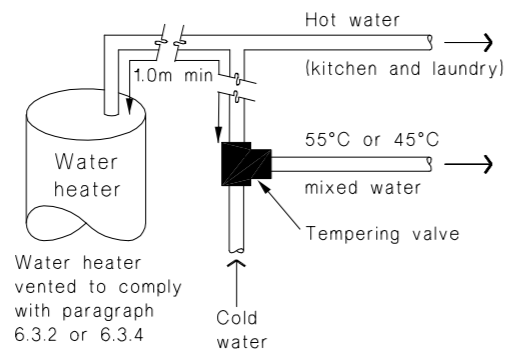
13 SLAB PENETRATION DETAIL
SCALE 1:10

Note: Contractors shall verify all dimensions on site before commencing any work
All dimensions are in millimetres unless otherwise stated
All construction to comply with NZBC/NZS 3604:2011, alongside all current standards alike
Refer to timber treatment and species schedule on Section A-A
All timber to be SG8 grade unless specified otherwise

DETAILS 7

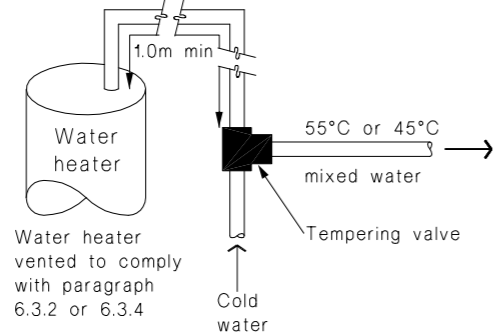
Proposed New Ferguson & Gerrets Home
Lot 19, Farringdon, Rolleston

Figure 16: Tempering Valve Installation
Paragraph 6.14.2 a)



(a) With untempered water to laundry and kitchen fixtures and appliances

1.0m minimum copper pipe length from storage water heater

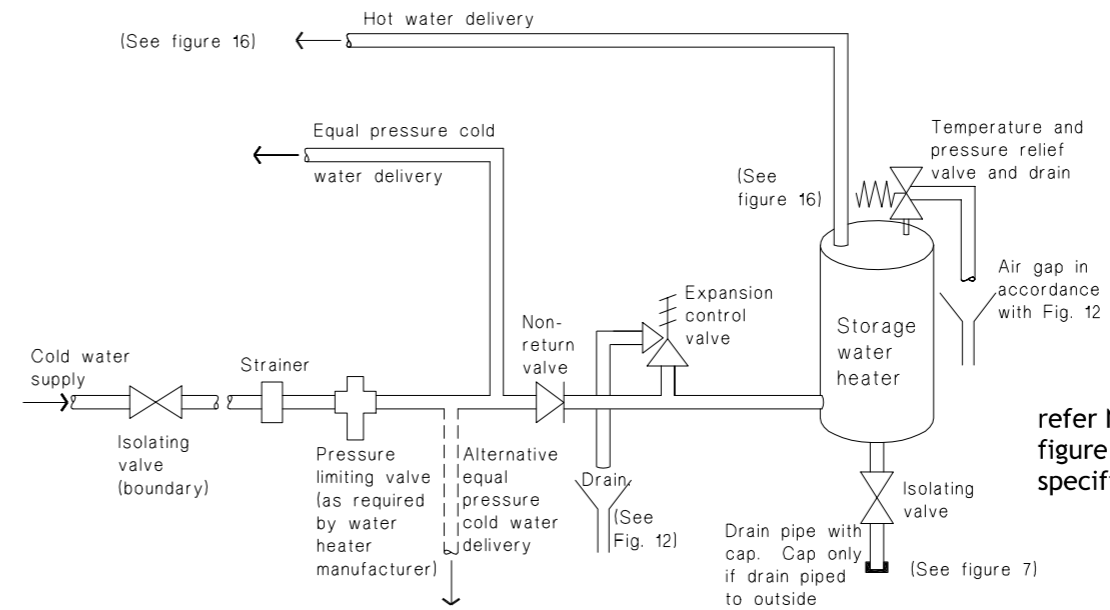


(b) Where all hot water is tempered

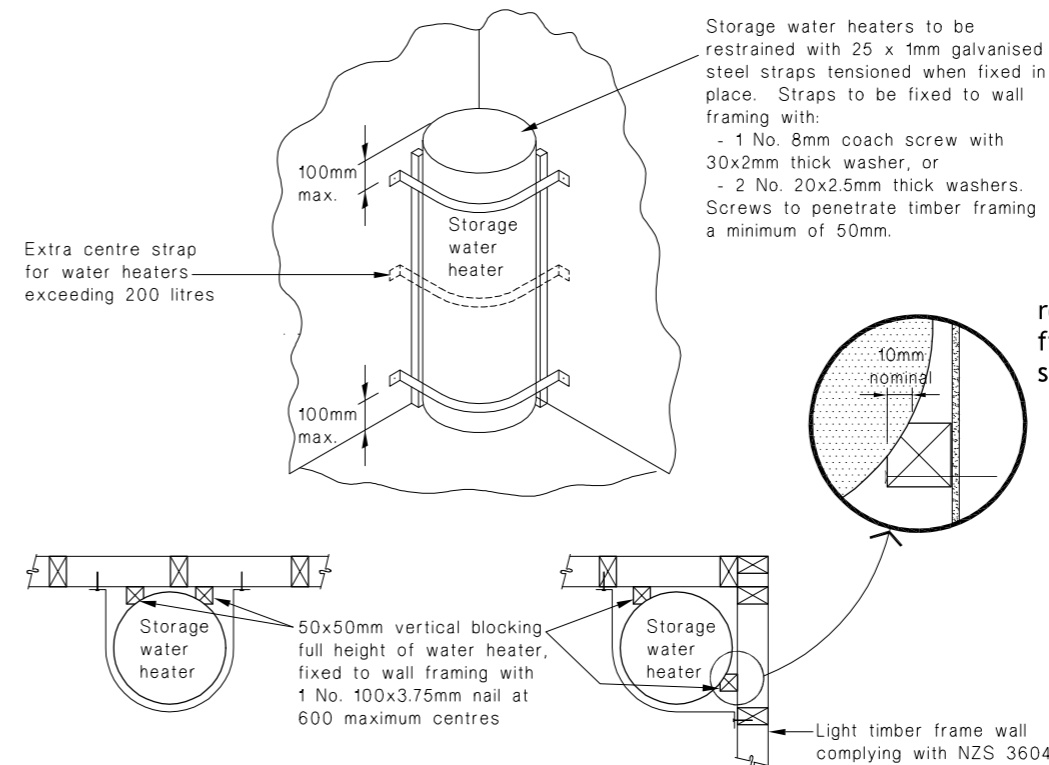
Note:

1. For optimum system efficiency the tempering valve, for other than a mains pressure system, may be located as low as practicable to achieve the manufacturer's recommended head, at the tempering valve.
2. 1.0m minimum copper pipe length from storage water heater.

14 HWC TEMPERING VALVE DETAIL
SCALE #:#



refer NZBC G12/AS1 figure 8 and manufacturer's specifications



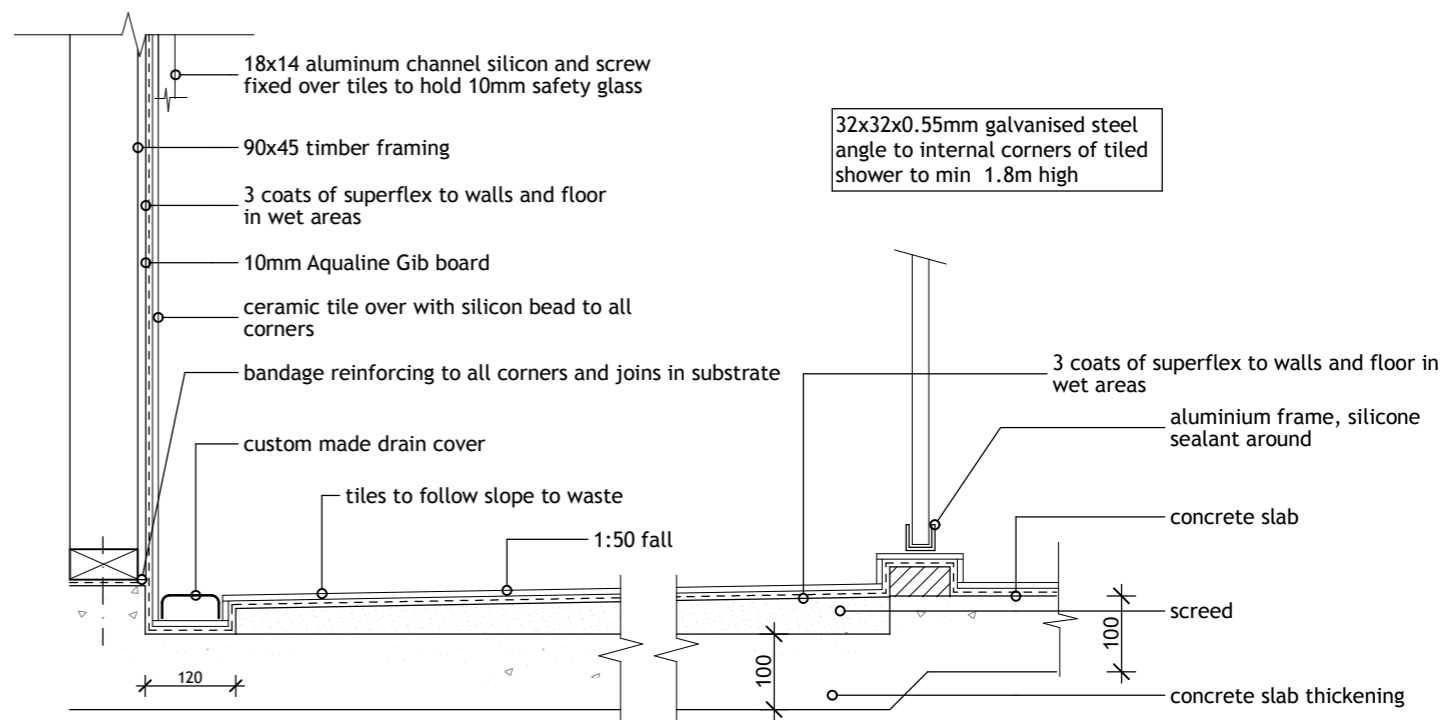
refer NZBC G12/AS1 figure 14 and manufacturer's specifications

15 HWC DETAILS
SCALE #:#

Note: Contractors shall verify all dimensions on site before commencing any work
All dimensions are in millimetres unless otherwise stated
All construction to comply with NZBC/NZS 3604:2011, alongside all current standards alike
Refer to timber treatment and species schedule on Section A-A
All timber to be SG8 grade unless specified otherwise

DETAILS 8

Proposed New Ferguson & Gerrets Home
Lot 19, Farringdon, Rolleston



16 TILED SHOWER WATERPROOFING
SCALE 1:10

Note: Contractors shall verify all dimensions on site before commencing any work
 All dimensions are in millimetres unless otherwise stated
 All construction to comply with NZBC/NZS 3604:2011, alongside all current standards alike
 Refer to timber treatment and species schedule on Section A-A
 All timber to be SG8 grade unless specified otherwise

DETAILS 9

Proposed New Ferguson & Gerrets Home
 Lot 19, Farringdon, Rolleston

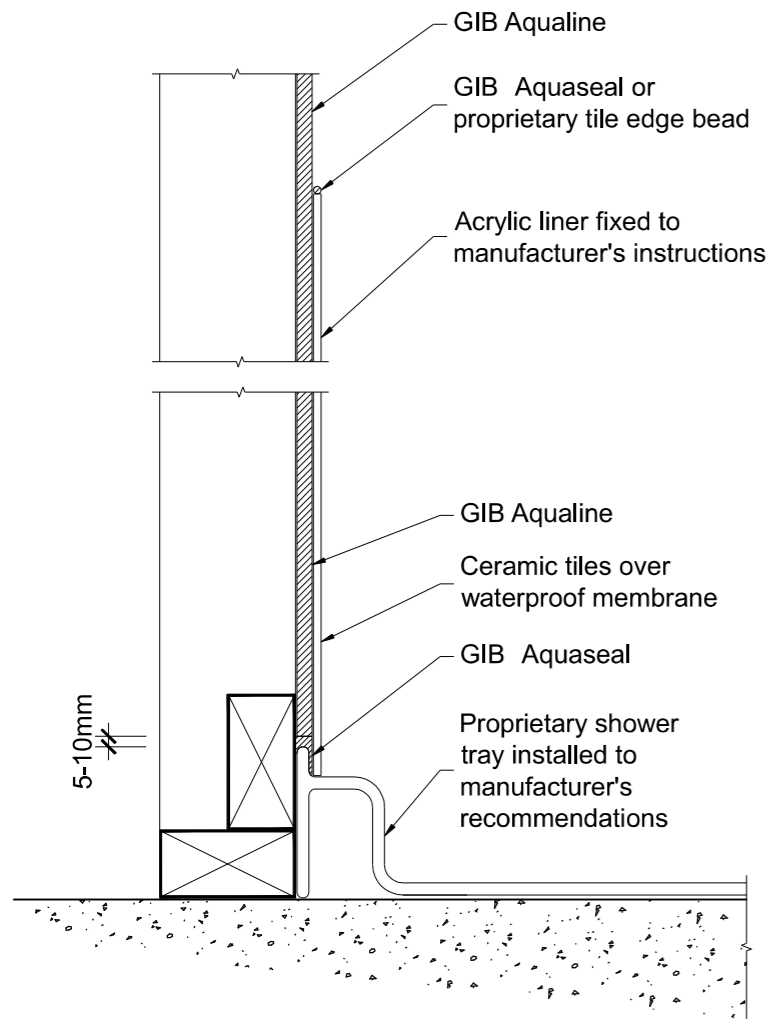
Date: Thursday, 23 July 2020

Scale: 1:10

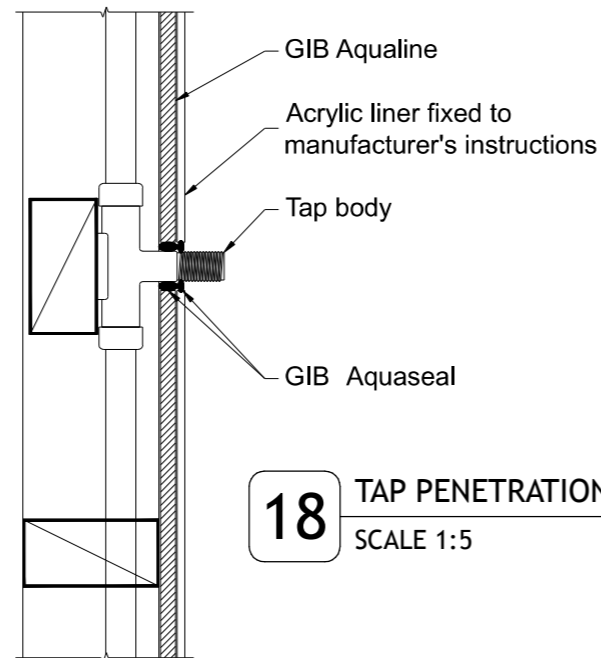
Designed By: #####

Drawn By: Corey Kingsbury

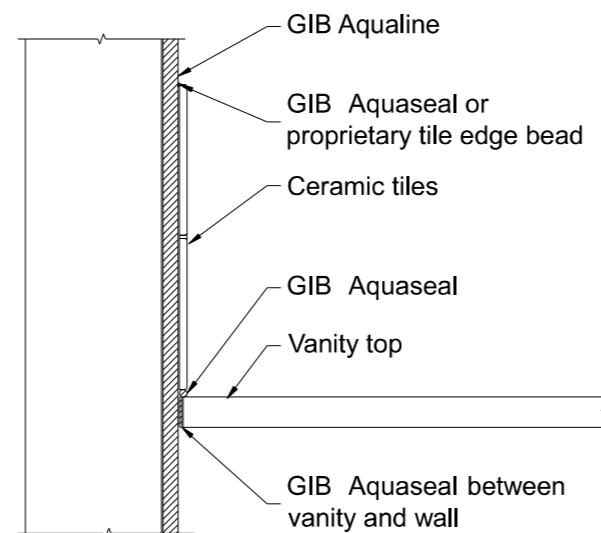
122



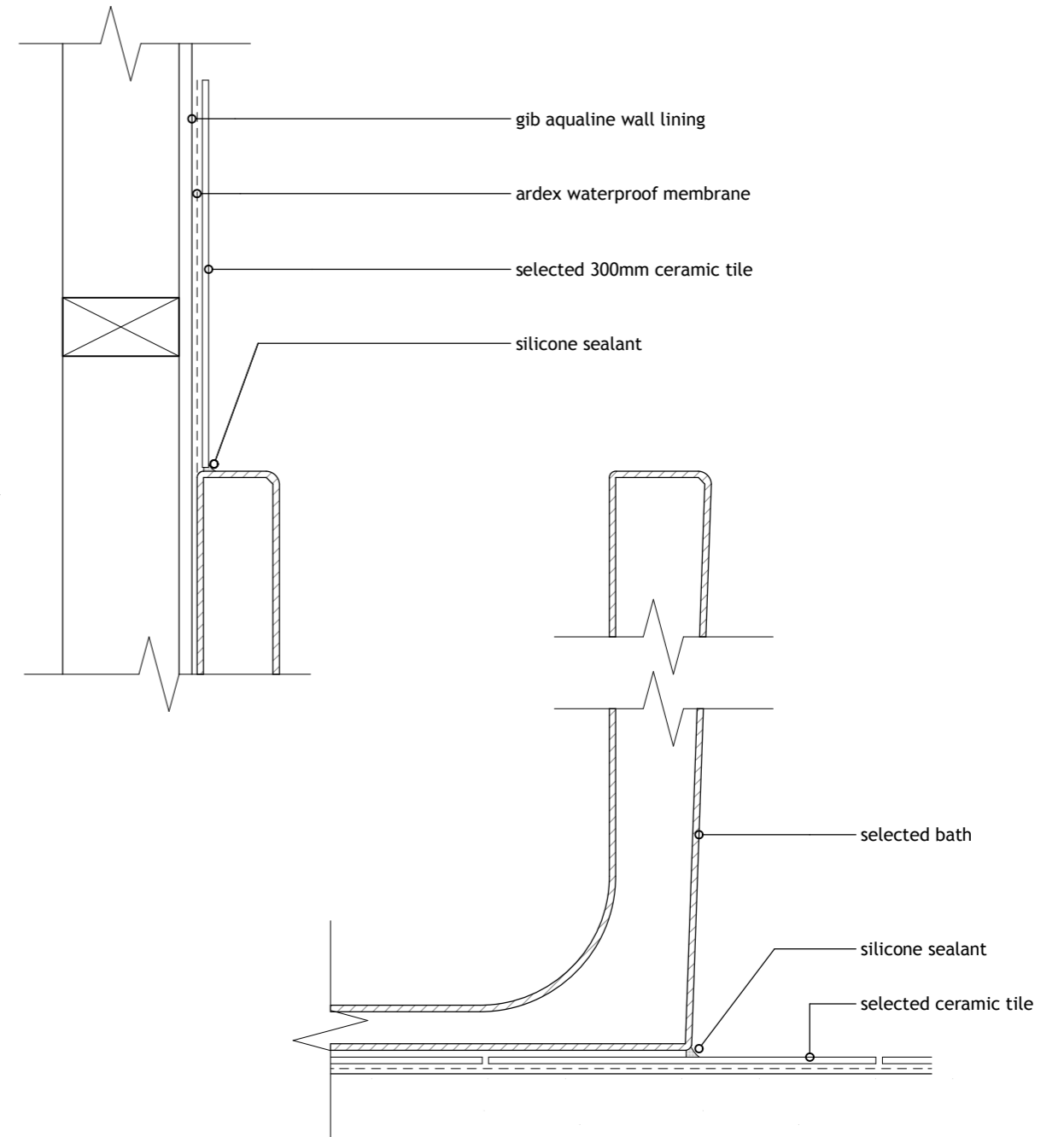
17 SHOWER
SCALE 1:5



18 TAP PENETRATION
SCALE 1:5



19 VANITY
SCALE 1:5



20 BATHTUB
SCALE 1:5

DETAILS 10

Proposed New Ferguson & Gerrets Home
Lot 19, Farringdon, Rolleston

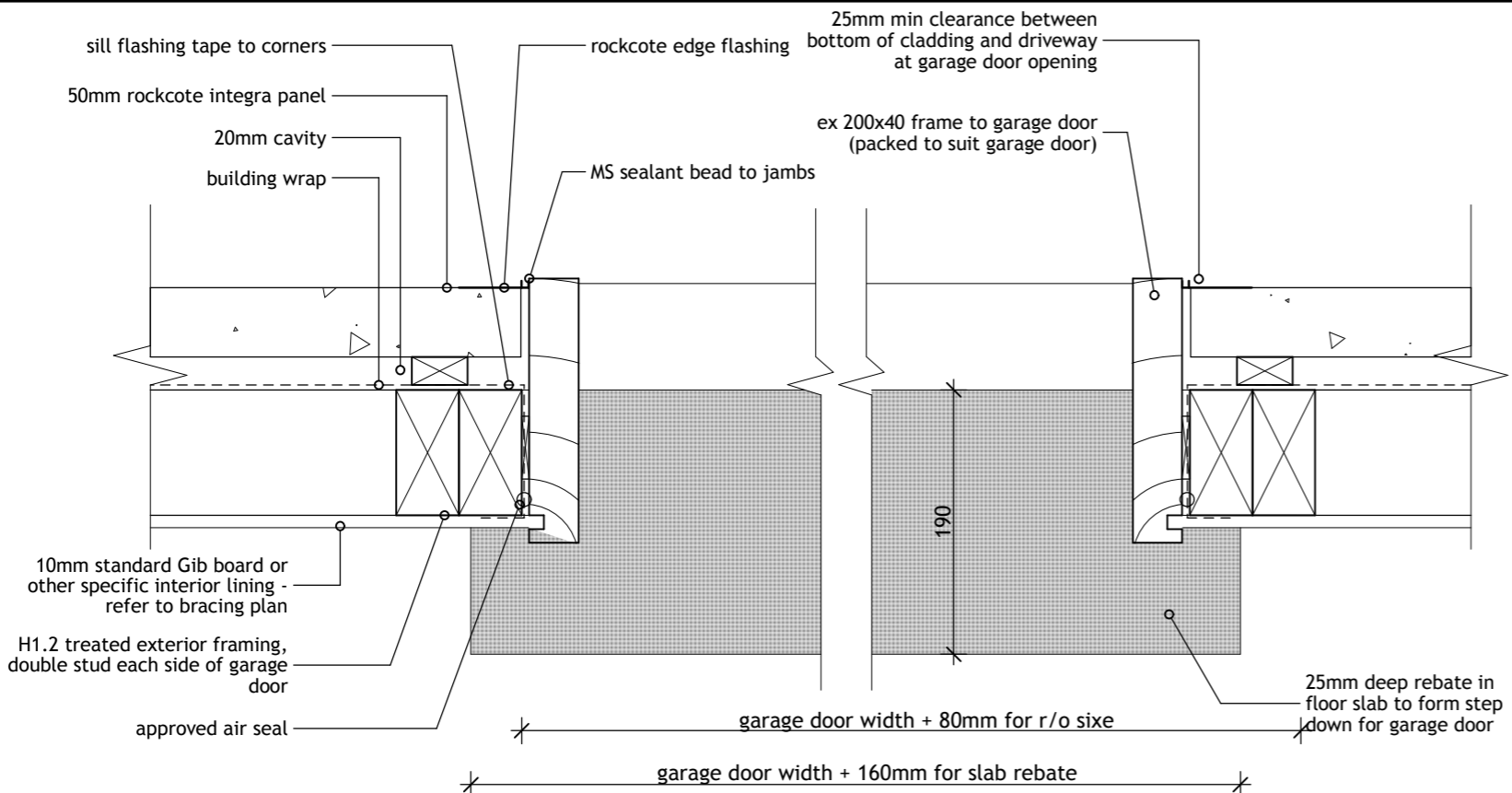
Date: Thursday, 23 July 2020

Scale: 1:5

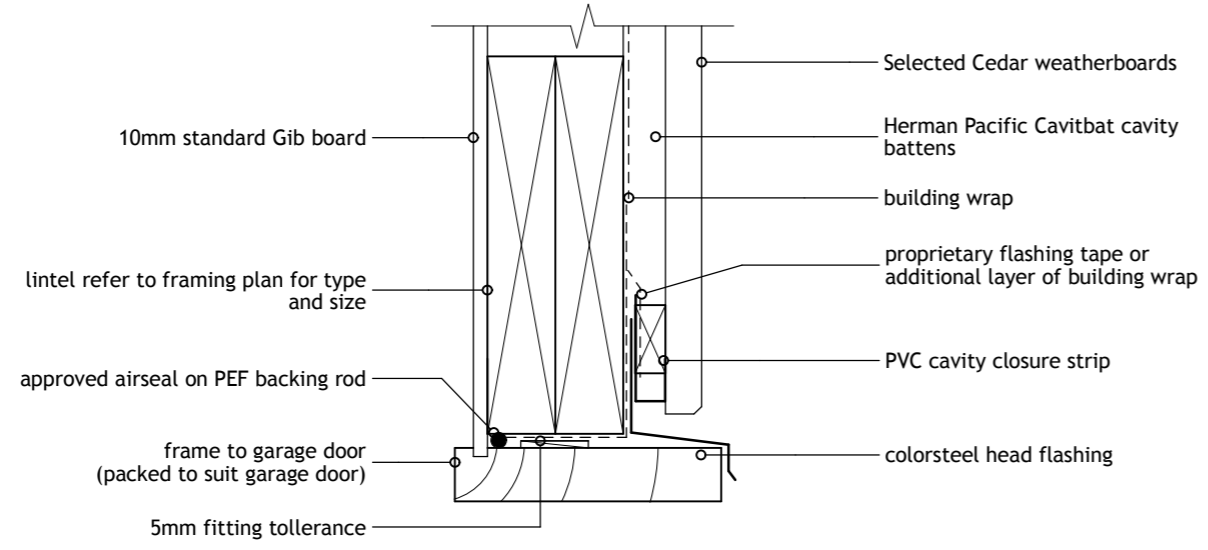
Designed By: #####

Drawn By: Corey Kingsbury

123



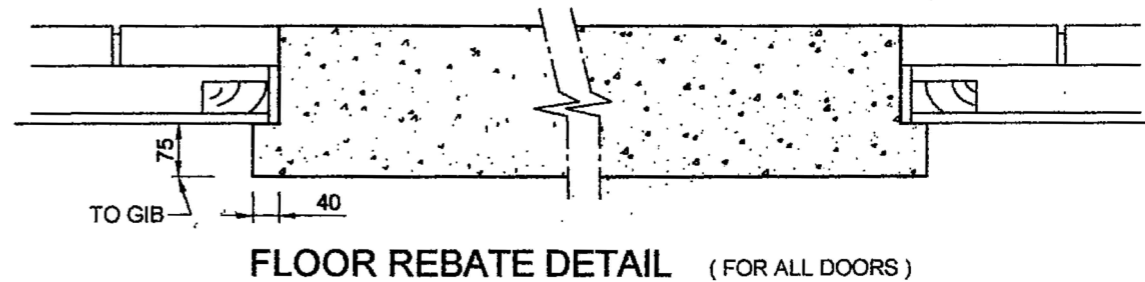
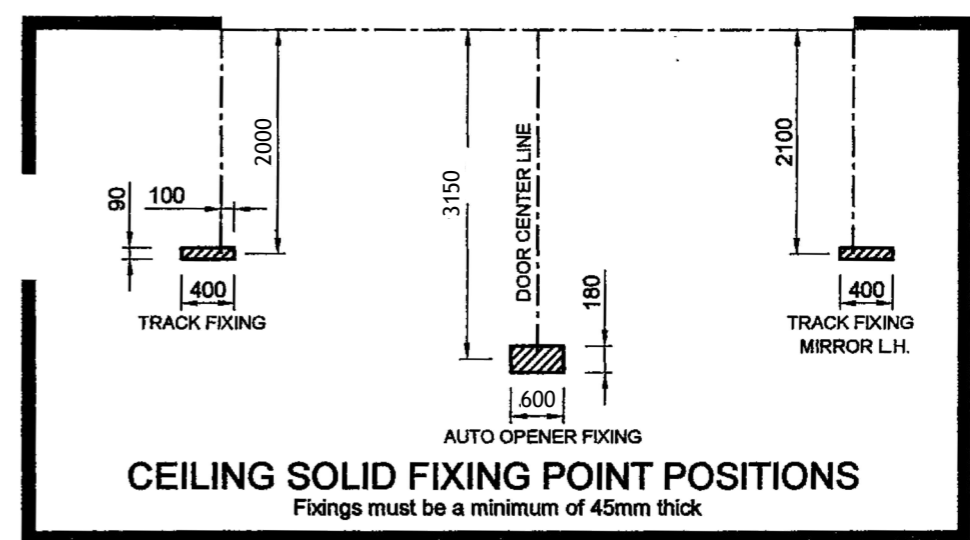
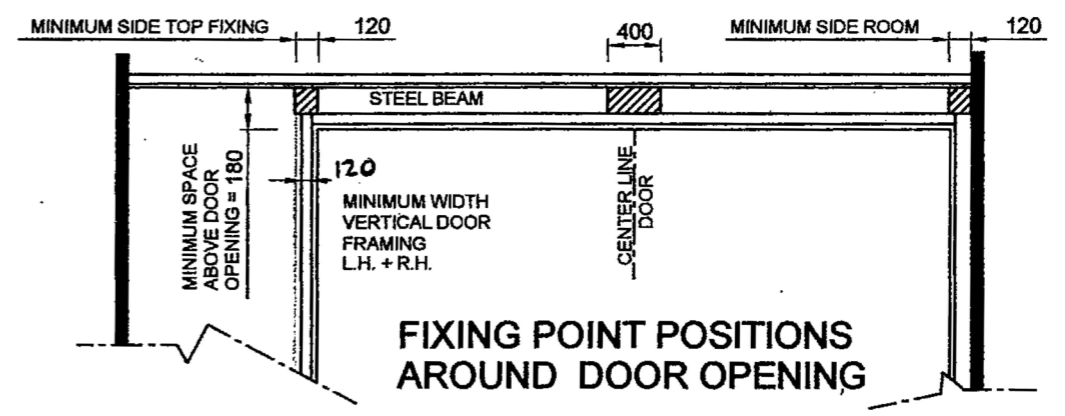
21 GARAGE DOOR JAMB
SCALE 1:5



22 GARAGE DOOR HEAD
SCALE 1:5

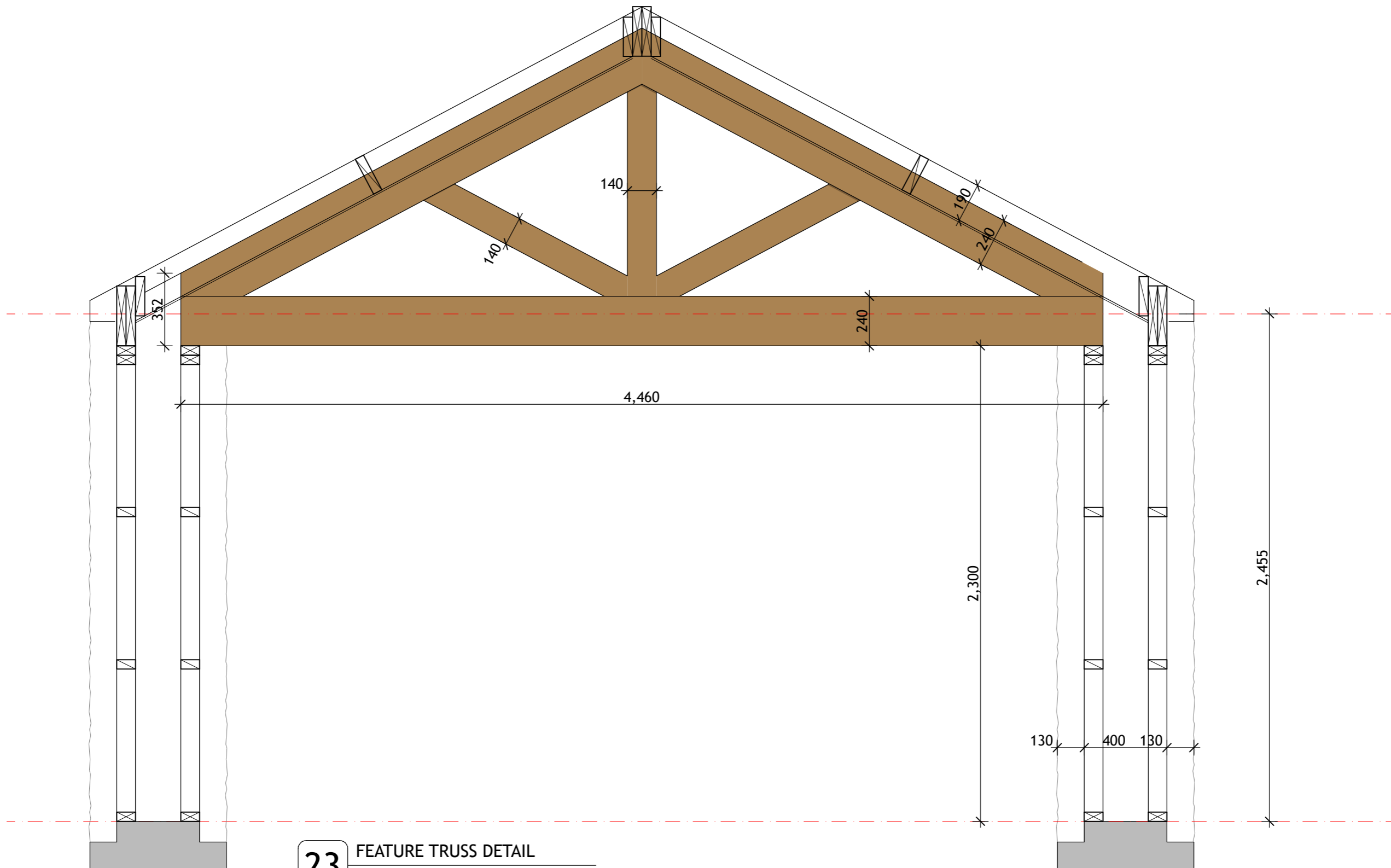
Note: Contractors shall verify all dimensions on site before commencing work.
All dimensions are in millimetres unless otherwise stated.
All construction to comply with NZBC/NZS 3604:2011, alongside all current standards alike.
Refer to timber treatment and species schedule on Section A-A.
All timber to be SG8 grade unless specified otherwise.

STANDARD GARAGE DOOR FIXING POINTS BY BUILDER



NOTE: See separate sheet for:
Heavy doors (esp. Timber) or extra height doors.
Please contact us for:
Headroom less than 180mm, or to determine headroom for cove ceilings.

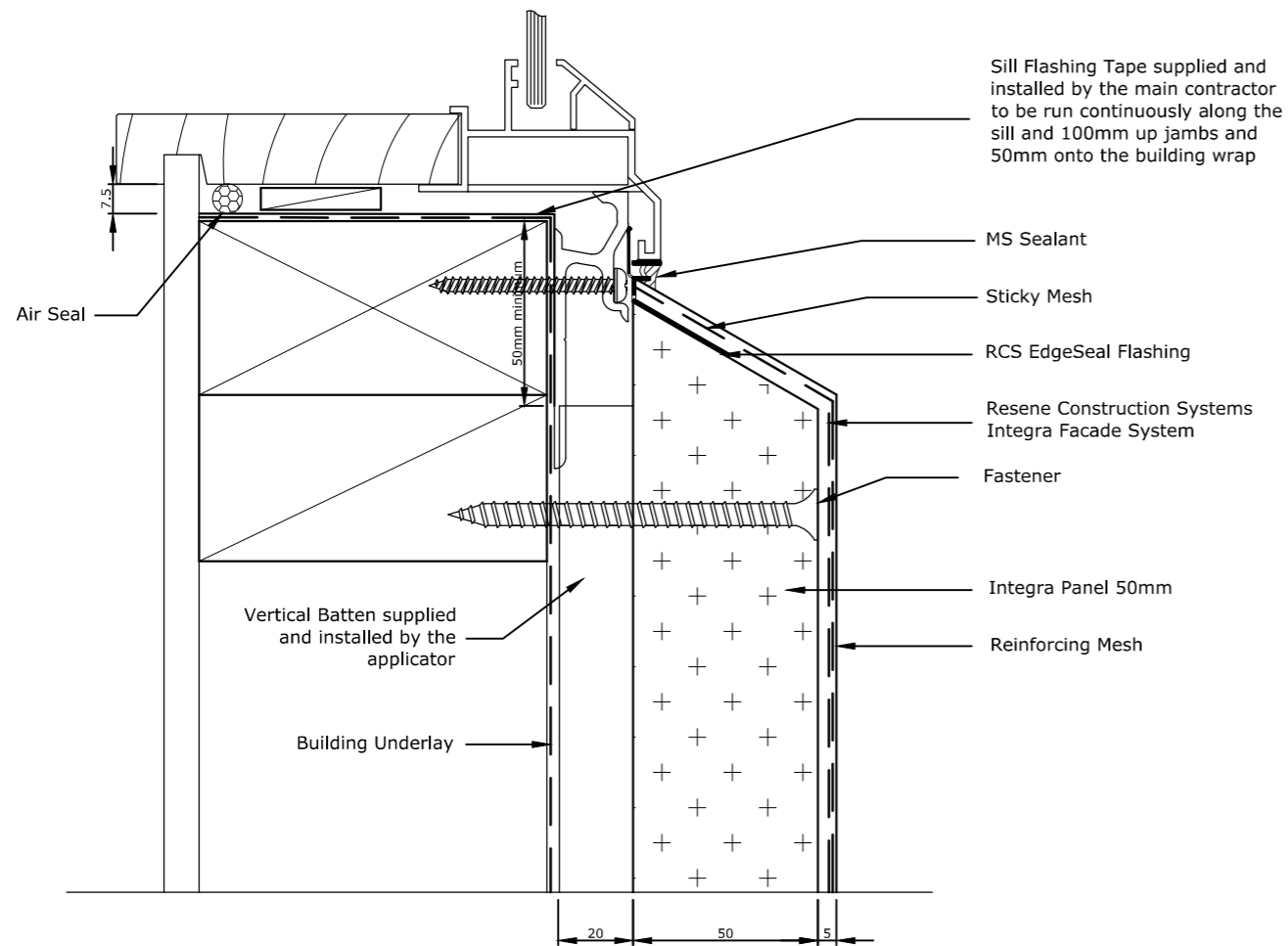
DETAILS 11



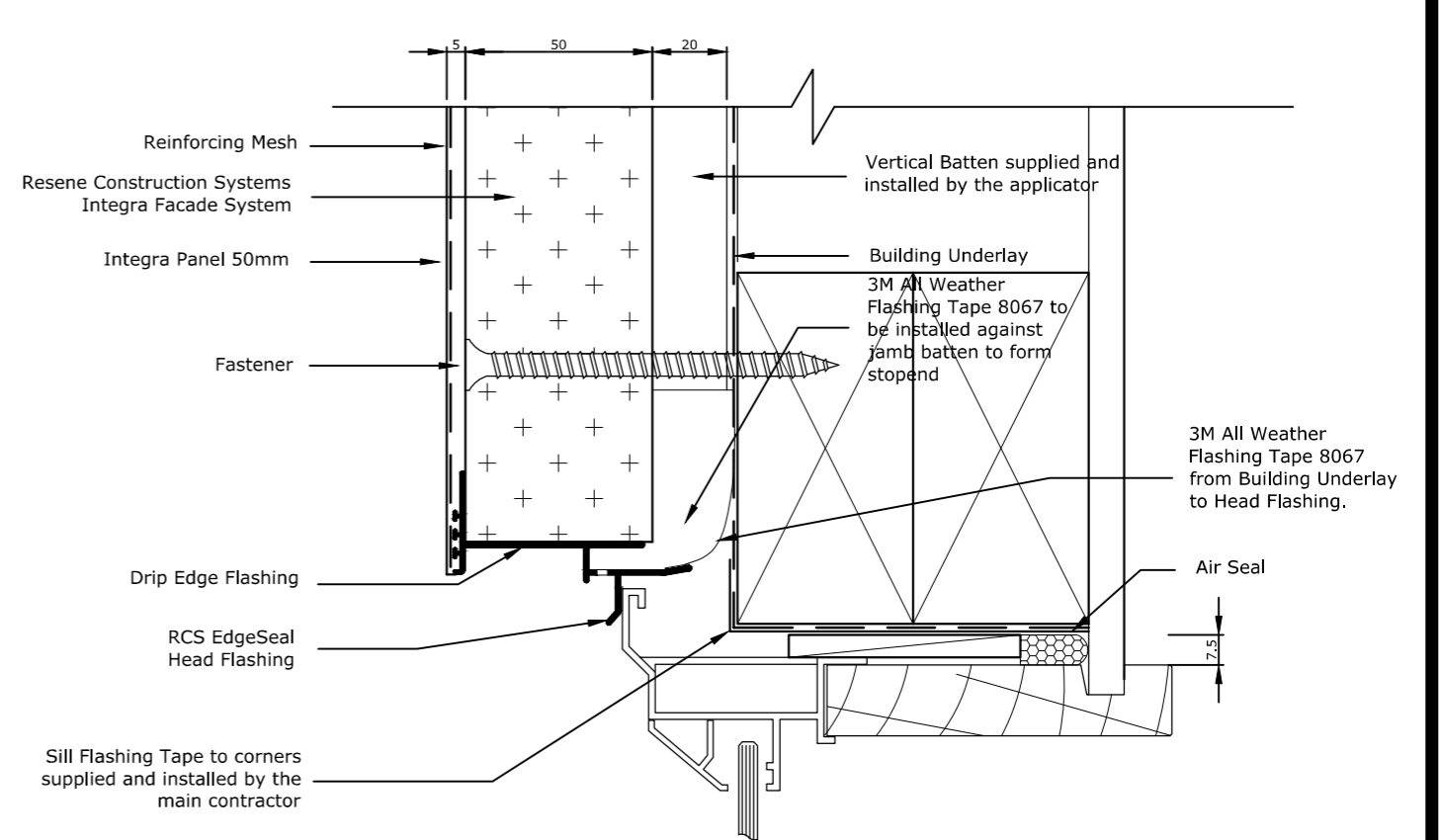
23 FEATURE TRUSS DETAIL
SCALE 1:2

DETAILS 12

Note: Contractors shall verify all dimensions on site before commencing any work
 All dimensions are in millimetres unless otherwise stated
 All construction to comply with NZBC/NZS 3604:2011, alongside all current standards alike
 Refer to timber treatment and species schedule on Section A-A
 All timber to be SG8 grade unless specified otherwise



24 INTEGRA WINDOW SILL
SCALE 1:2

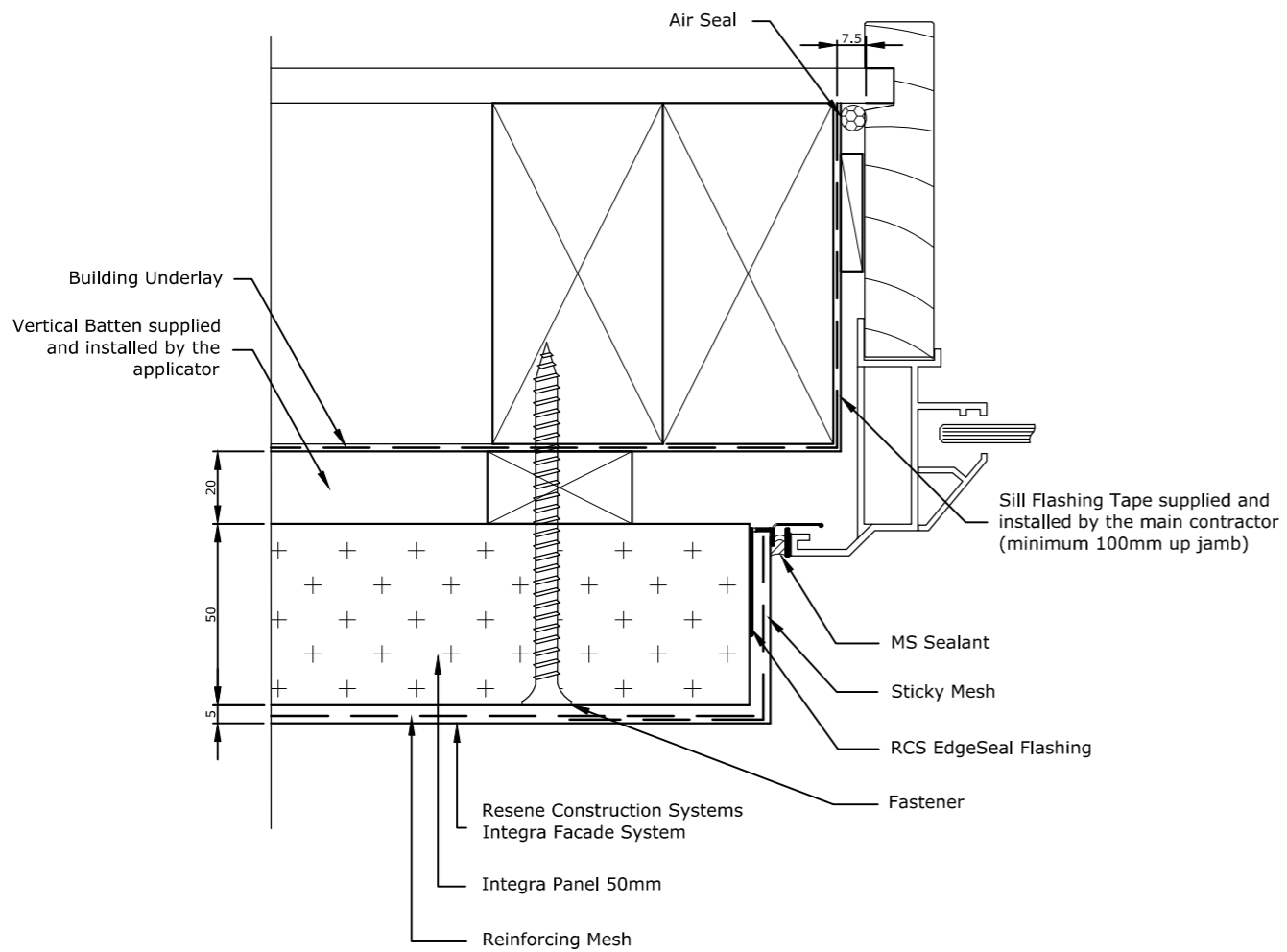


25 INTEGRA WINDOW HEAD
SCALE 1:2

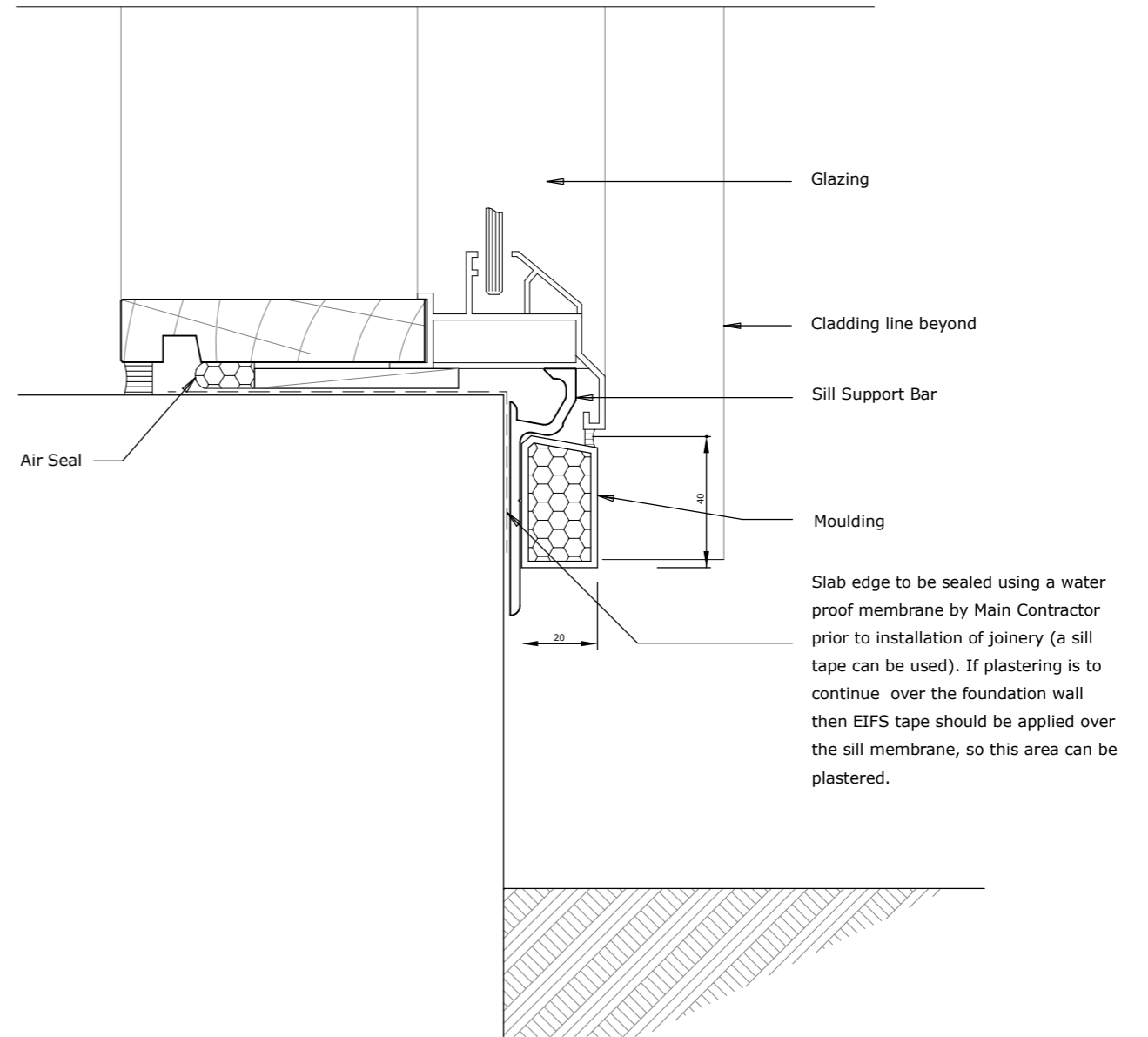
Note: Contractors shall verify all dimensions on site before commencing any work
 All dimensions are in millimetres unless otherwise stated
 All construction to comply with NZBC/NZS 3604:2011, alongside all current standards alike
 Refer to timber treatment and species schedule on Section A-A
 All timber to be SG8 grade unless specified otherwise

DETAILS 13

Proposed New Ferguson & Gerrets Home
 Lot 19, Farringdon, Rolleston



26 INTEGRA WINDOW JAMB
SCALE 1:2

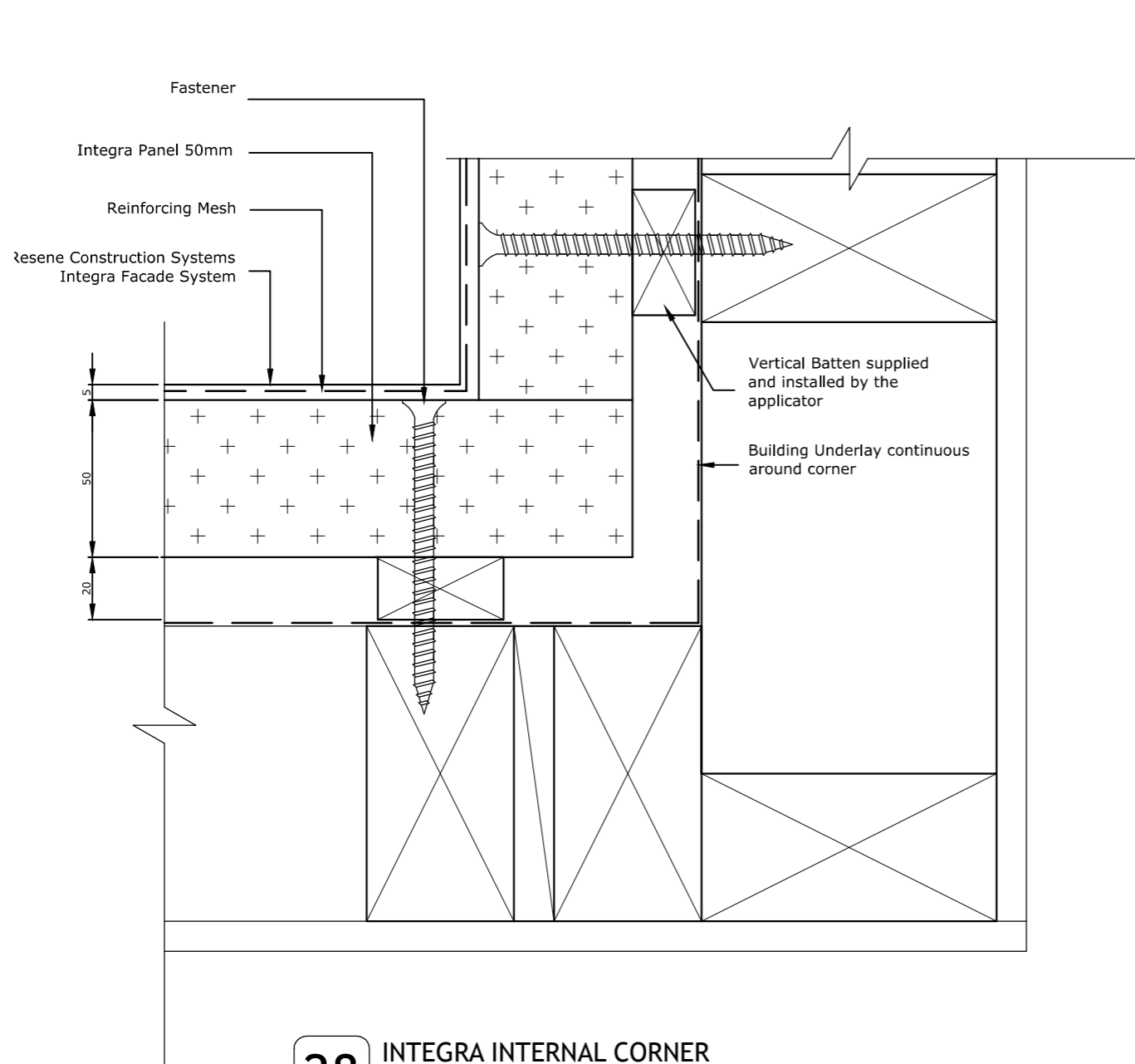


27 DOOR SILL DETAIL
SCALE 1:2

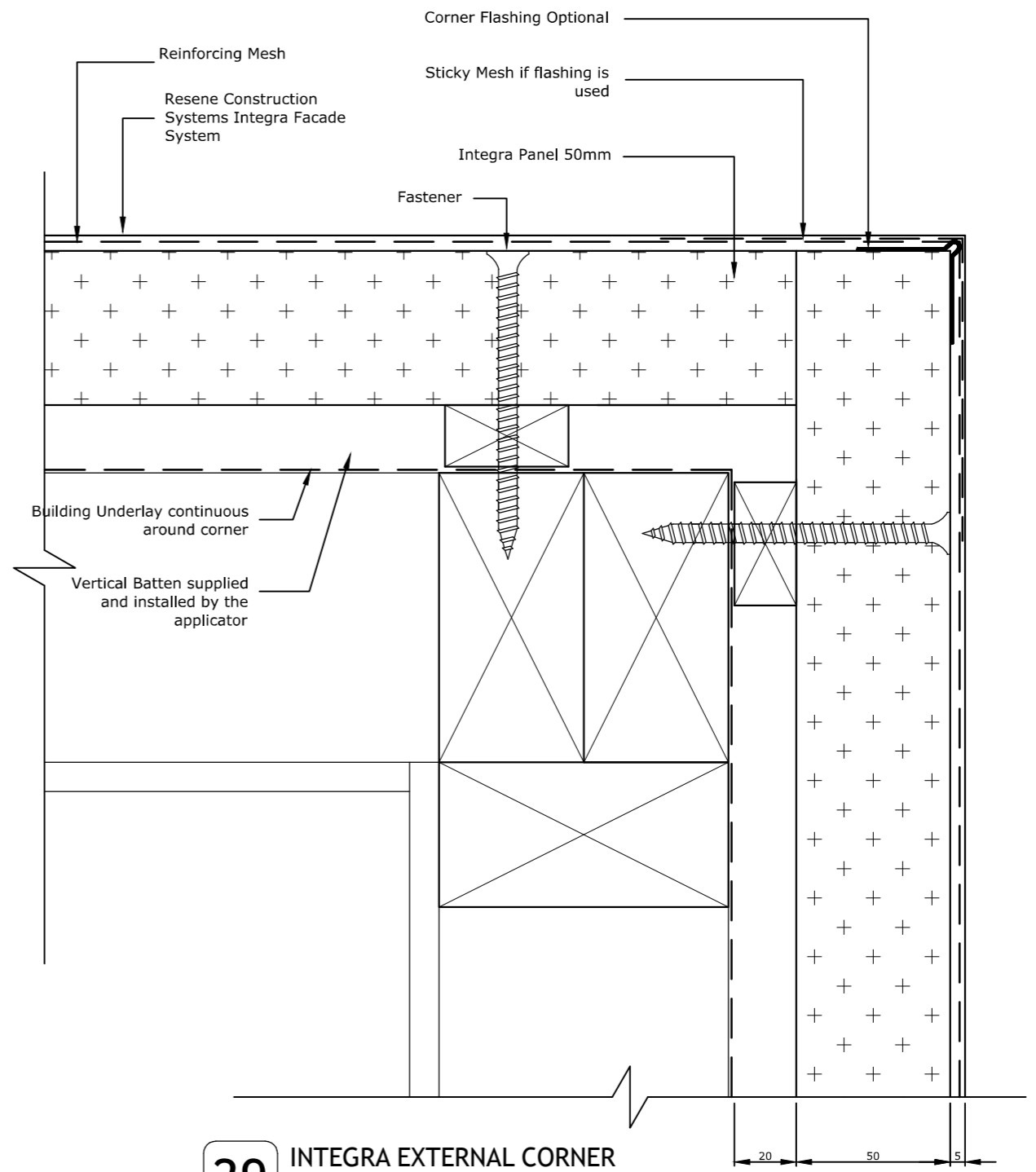
Note: Contractors shall verify all dimensions on site before commencing any work
 All dimensions are in millimetres unless otherwise stated
 All construction to comply with NZBC/NZS 3604:2011, alongside all current standards alike
 Refer to timber treatment and species schedule on Section A-A
 All timber to be SG8 grade unless specified otherwise

DETAILS 14

Proposed New Ferguson & Gerrets Home
 Lot 19, Farringdon, Rolleston



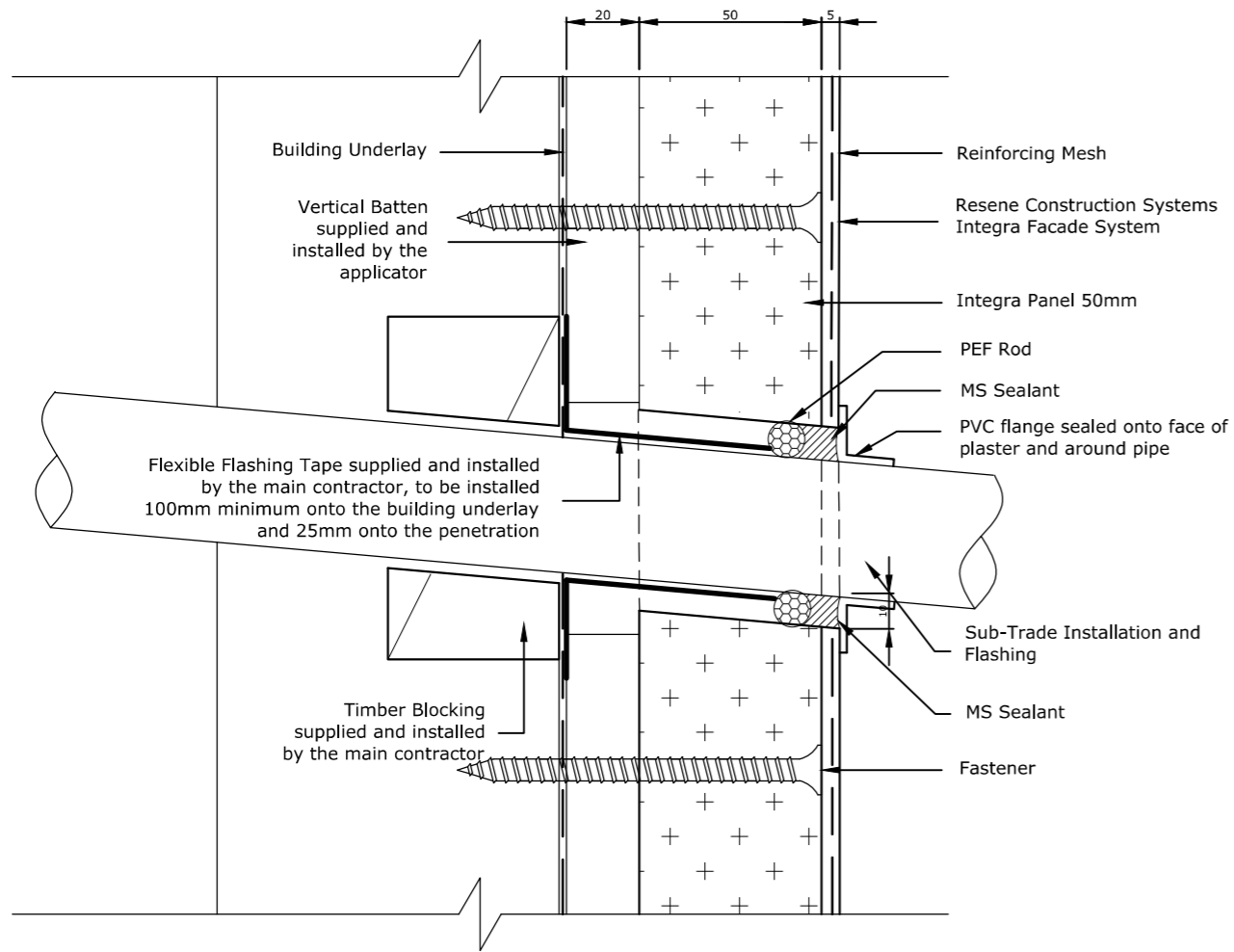
28 INTEGRA INTERNAL CORNER
SCALE 1:2



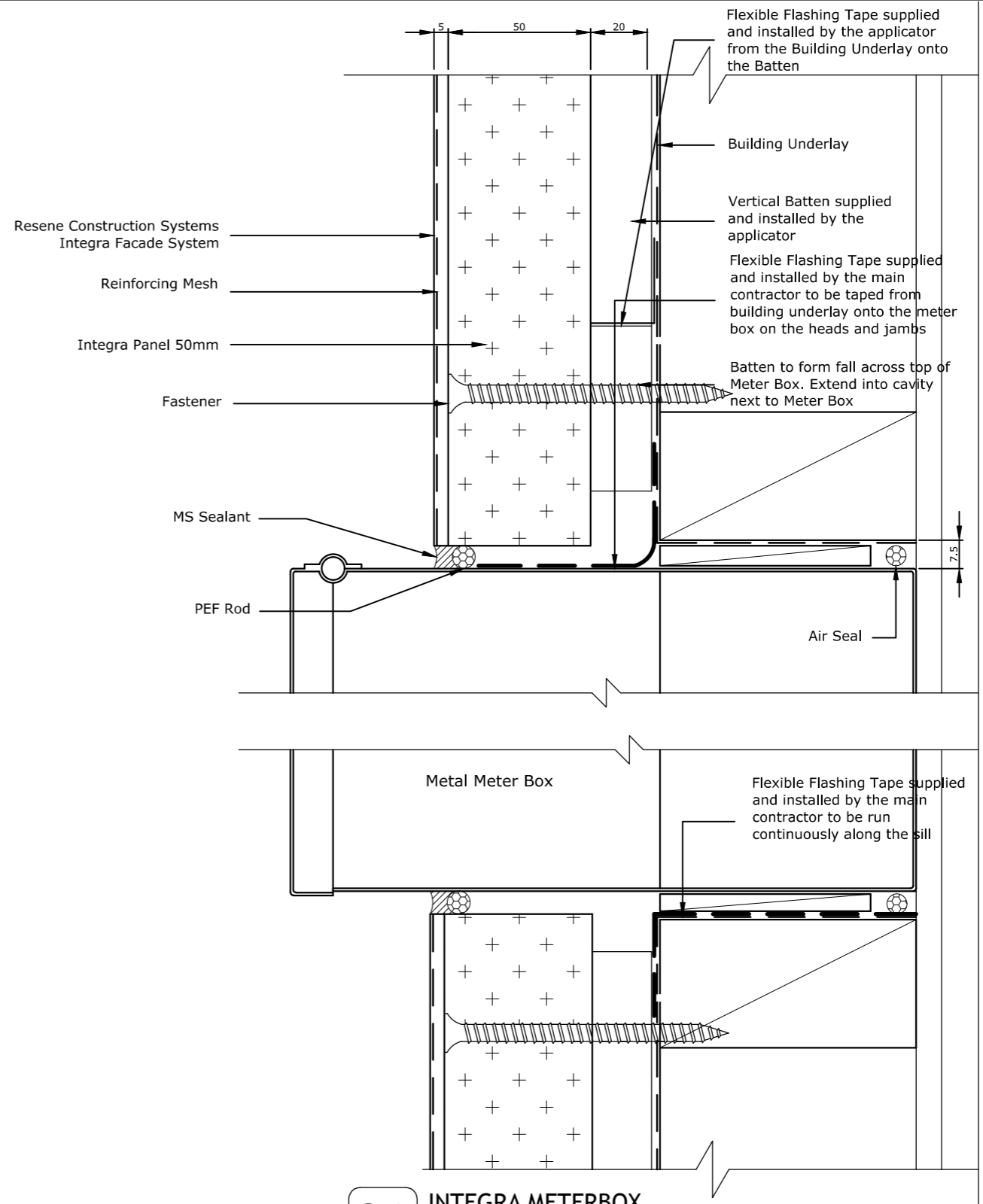
29 INTEGRA EXTERNAL CORNER
SCALE 1:2

Note: Contractors shall verify all dimensions on site before commencing any work
 All dimensions are in millimetres unless otherwise stated
 All construction to comply with NZBC/NZS 3604:2011, alongside all current standards alike
 Refer to timber treatment and species schedule on Section A-A
 All timber to be SG8 grade unless specified otherwise

DETAILS 15



30 INTEGRA PIPE PENETRATION
SCALE 1:2

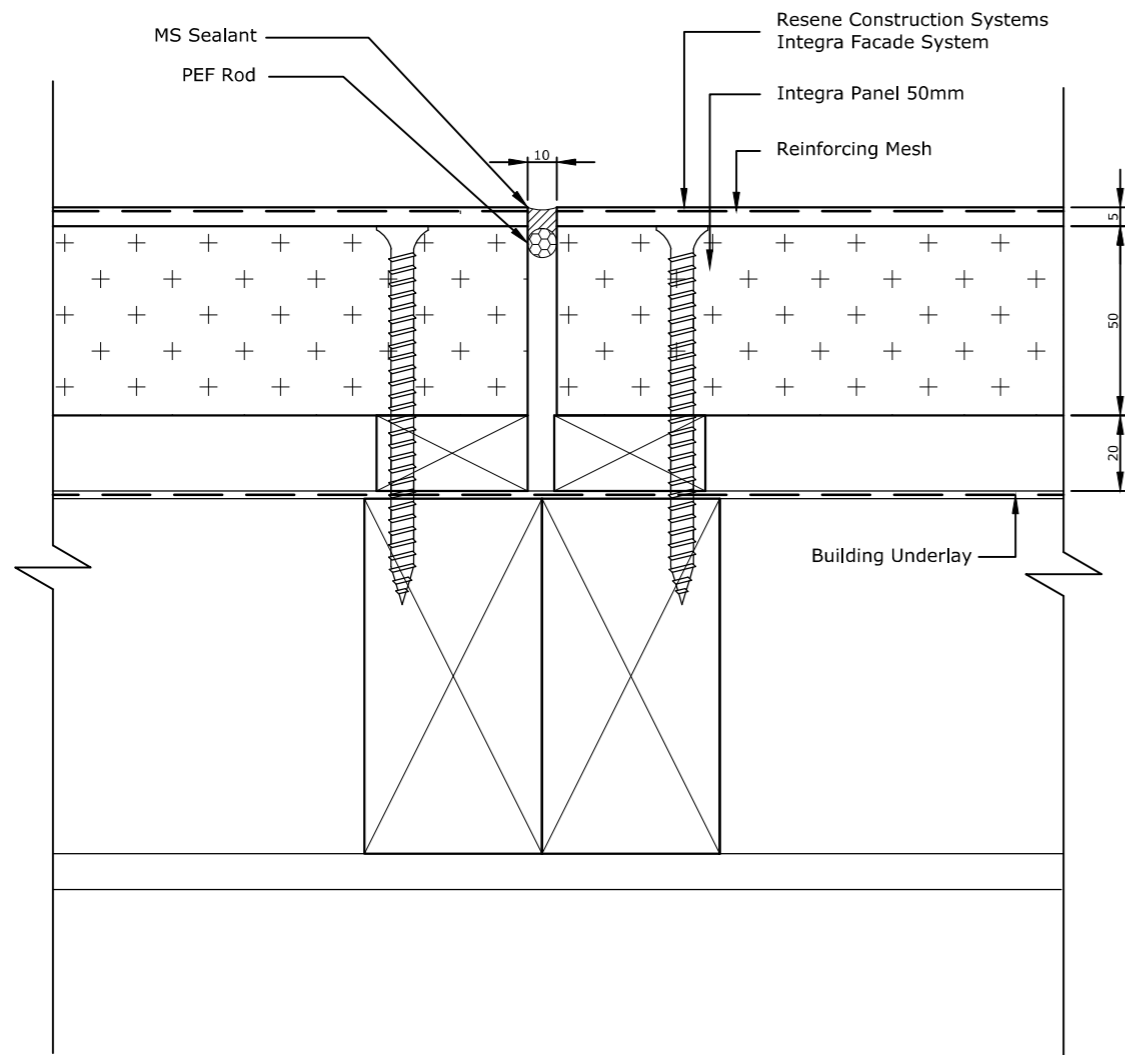


31 INTEGRA METERBOX
SCALE 1:2

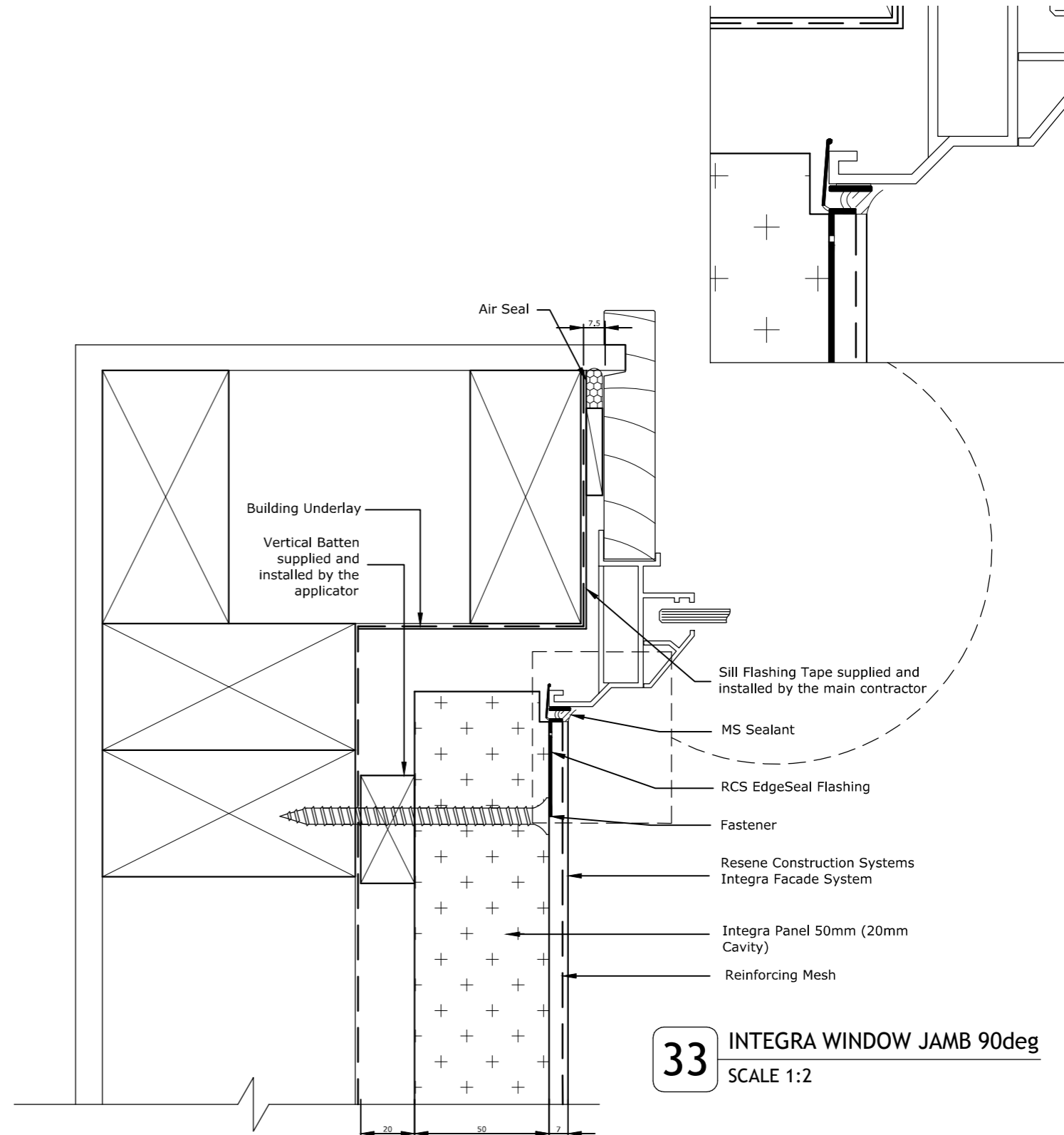
Note: Contractors shall verify all dimensions on site before commencing any work
 All dimensions are in millimetres unless otherwise stated
 All construction to comply with NZBC/NZS 3604:2011, alongside all current standards alike
 Refer to timber treatment and species schedule on Section A-A
 All timber to be SG8 grade unless specified otherwise

DETAILS 16

Proposed New Ferguson & Gerrets Home
 Lot 19, Farringdon, Rolleston



32 INTEGRA CONTROL JOINT
SCALE 1:2

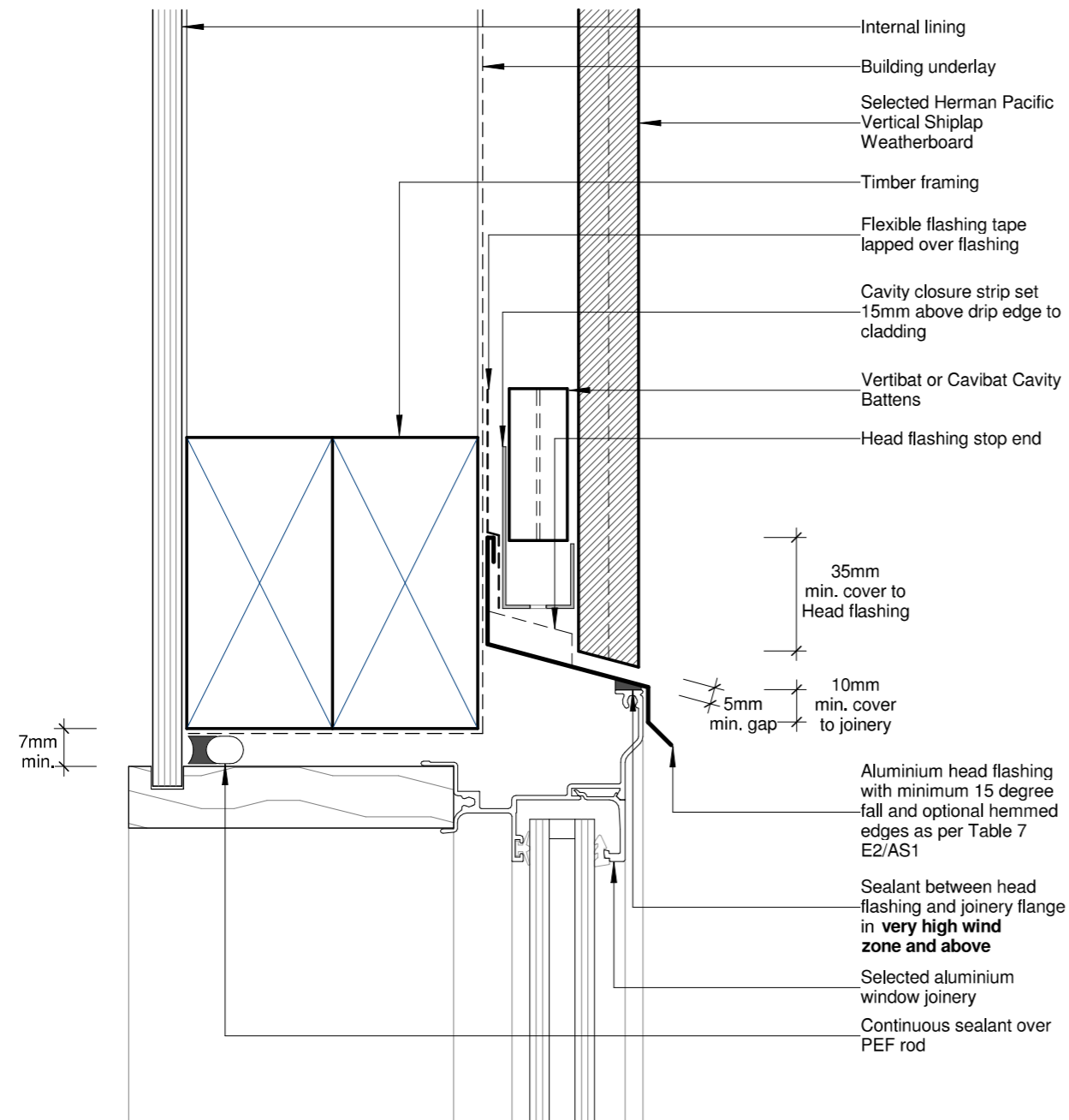


33 INTEGRA WINDOW JAMB 90deg
SCALE 1:2

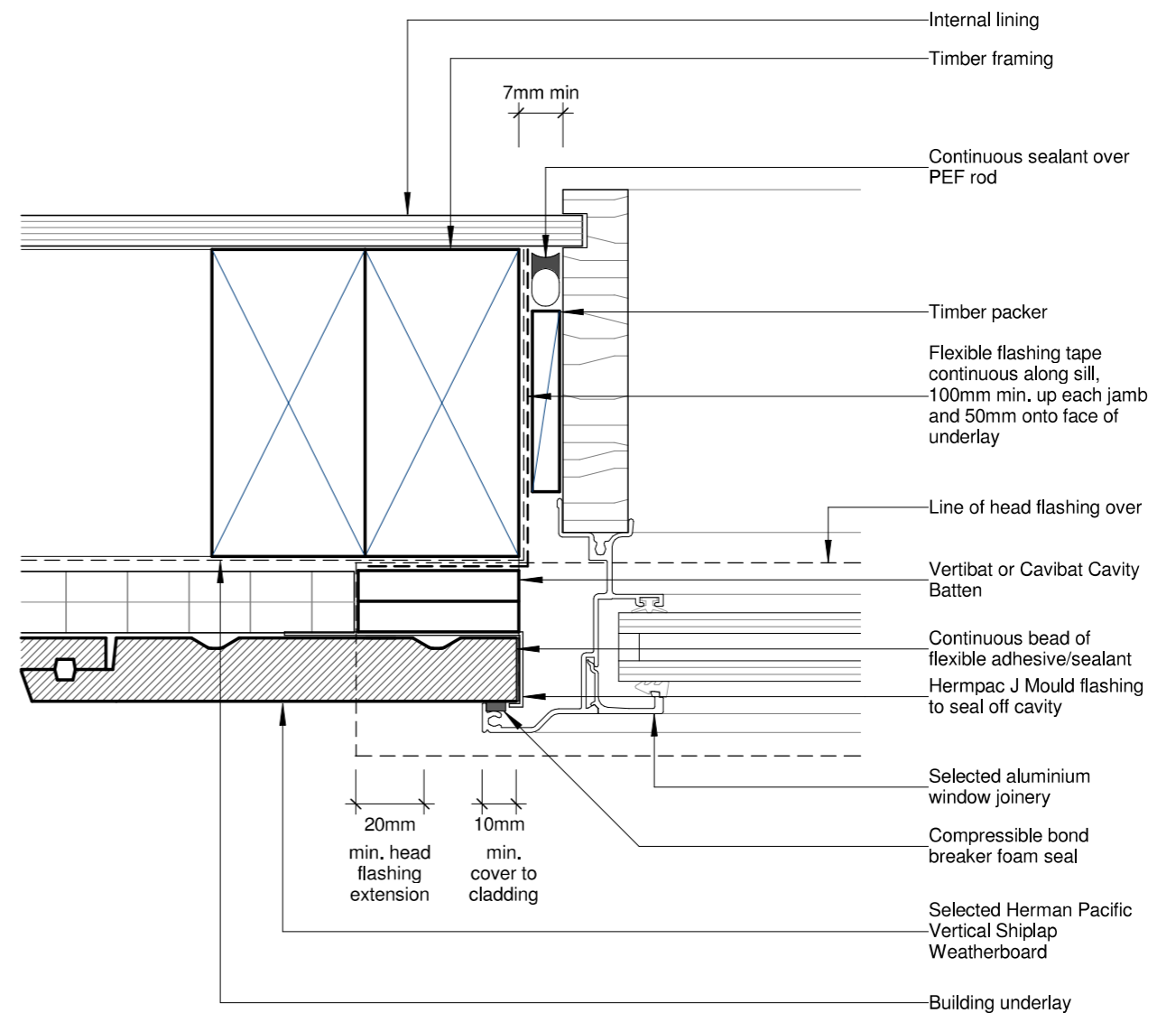
Note: Contractors shall verify all dimensions on site before commencing any work
 All dimensions are in millimetres unless otherwise stated
 All construction to comply with NZBC/NZS 3604:2011, alongside all current standards alike
 Refer to timber treatment and species schedule on Section A-A
 All timber to be SG8 grade unless specified otherwise

DETAILS 17

Proposed New Ferguson & Gerrets Home
 Lot 19, Farringdon, Rolleston



34 CEDAR WINDOW HEAD
 SCALE 1:2

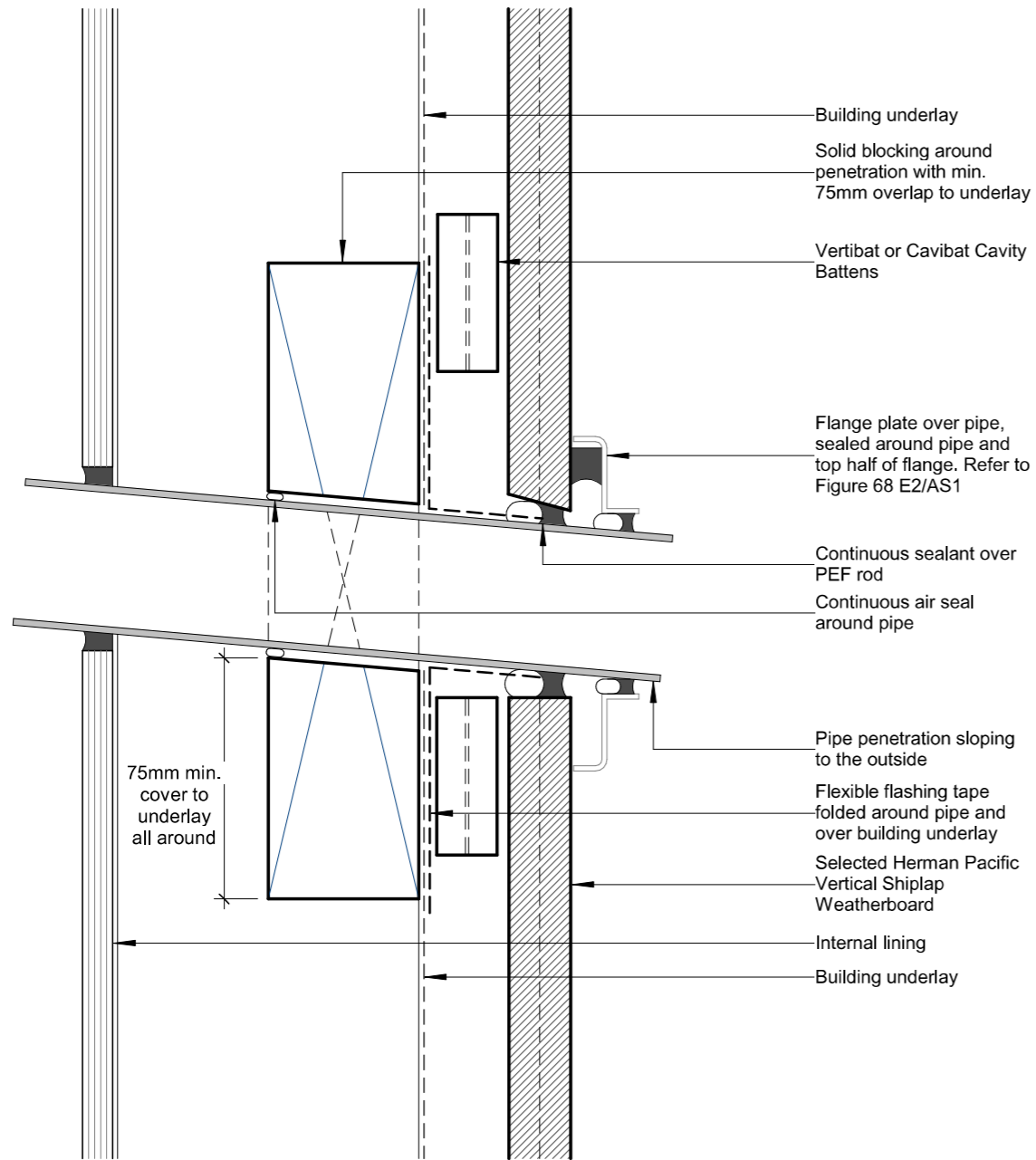


35 CEDAR WINDOW JAMB
 SCALE 1:2

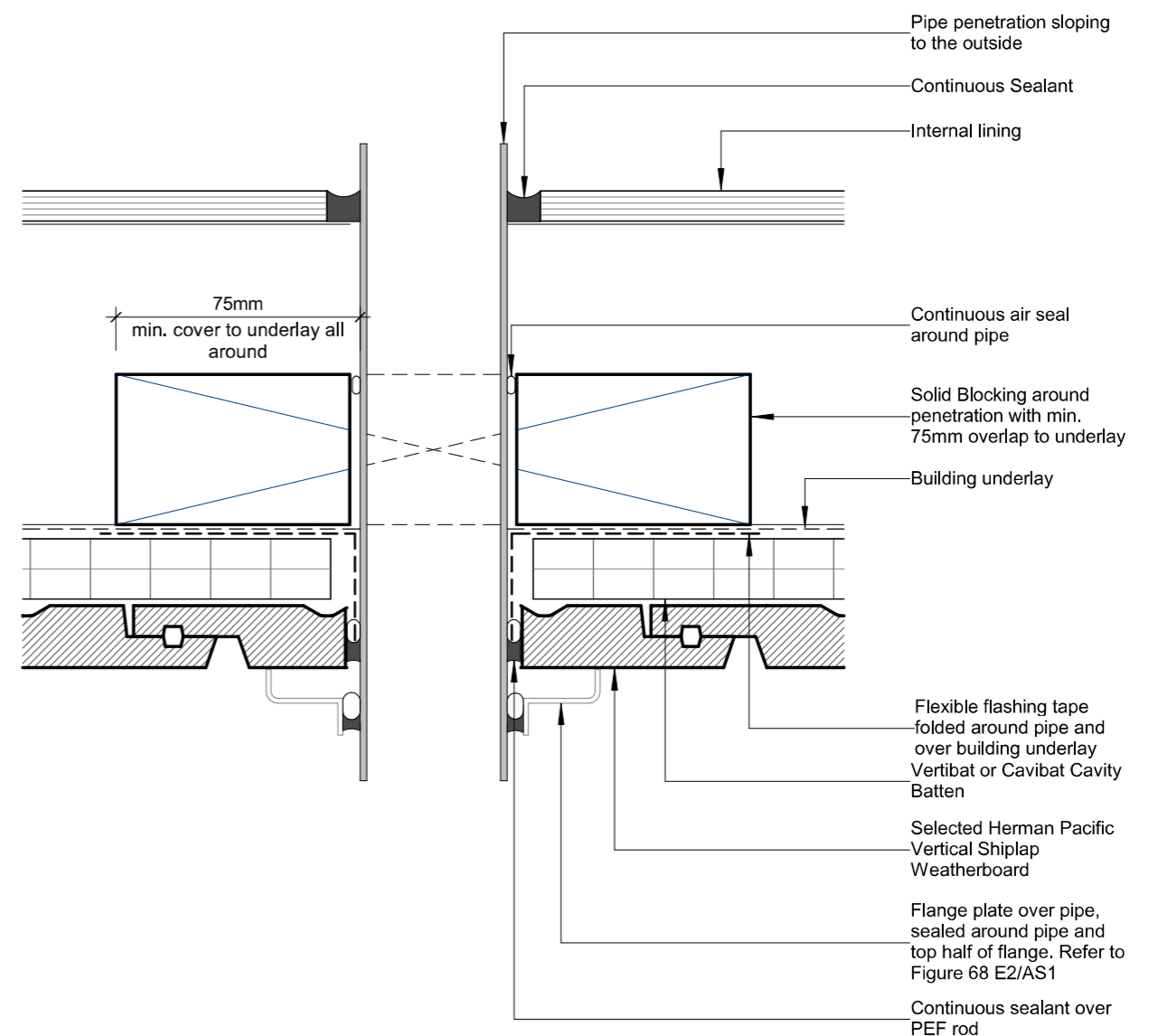
Note: Contractors shall verify all dimensions on site before commencing any work
 All dimensions are in millimetres unless otherwise stated
 All construction to comply with NZBC/NZS 3604:2011, alongside all current standards alike
 Refer to timber treatment and species schedule on Section A-A
 All timber to be SG8 grade unless specified otherwise

DETAILS 18

Proposed New Ferguson & Gerrets Home
 Lot 19, Farringdon, Rolleston



36 CEDAR PIPE PENETRATION
SCALE 1:2



37 CEDAR PIPE PENETRATION
SCALE 1:2

Note: Contractors shall verify all dimensions on site before commencing any work
 All dimensions are in millimetres unless otherwise stated
 All construction to comply with NZBC/NZS 3604:2011, alongside all current standards alike
 Refer to timber treatment and species schedule on Section A-A
 All timber to be SG8 grade unless specified otherwise

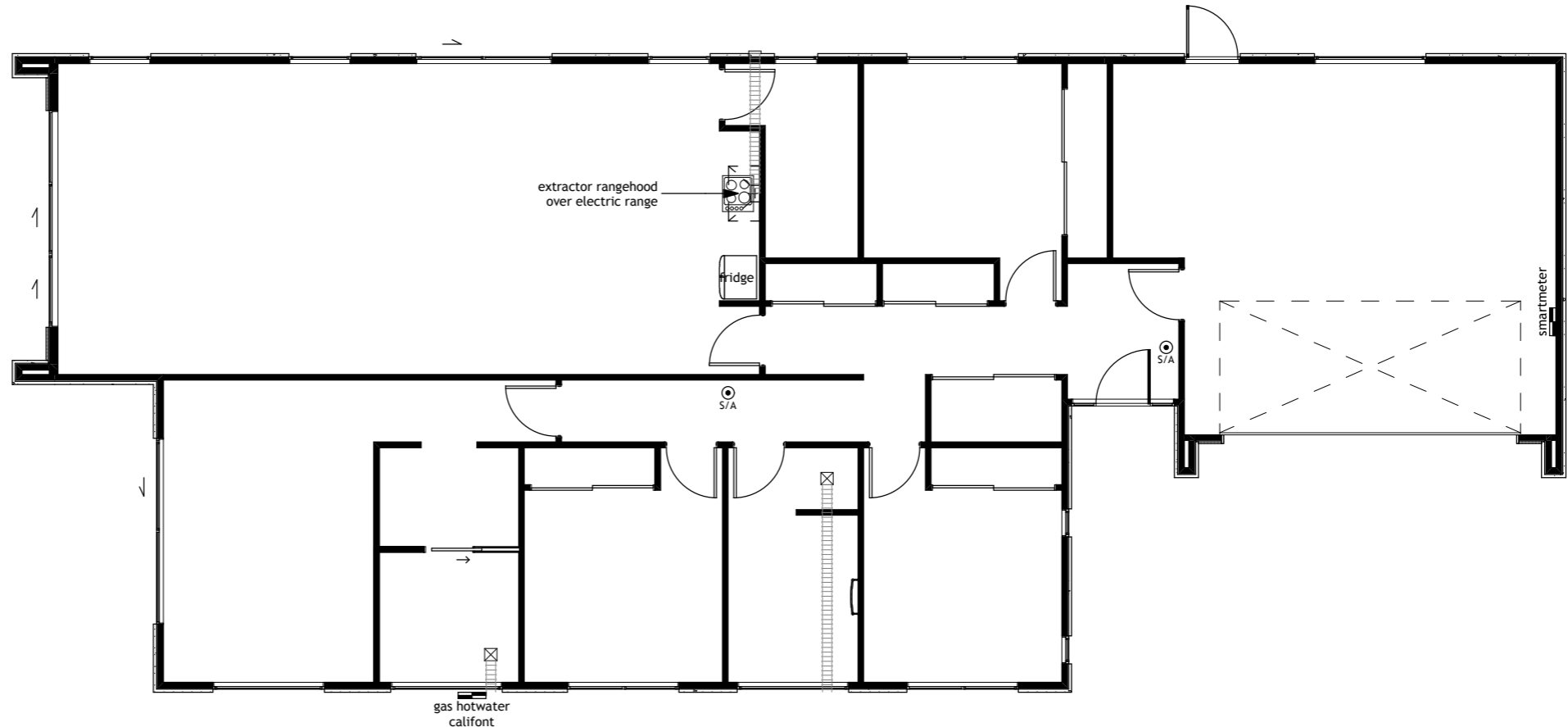
DETAILS 19

ELECTRICAL LEGEND

- PL ⊗ Pendant Light
- DL ⊗ CA Down Light
- ext. ⊗ Exterior soffit mounted
- ext. ⊗ Exterior wall mounted
- sensor ⊗ Motion Sensor
- stair ⊗ Stairway Lighting
- Heated Towel Rail
- S/A ⊙ Smoke Alarm
- ⊗ Extractor Fan
- HP Ext. External Heatpump unit
- HP Internal Heatpump unit
- Smart meter / switch board

Note:
Confirm locations of all electrical and light fittings with owner

CA rated downlights are to comply with the Electrical safety Regulations 2010 and are to be either;
CA80 downlights
CA135 downlights
IC downlights
IC-F downlights



Through wall extration fan?? auto extractor fan to terminate to exterior

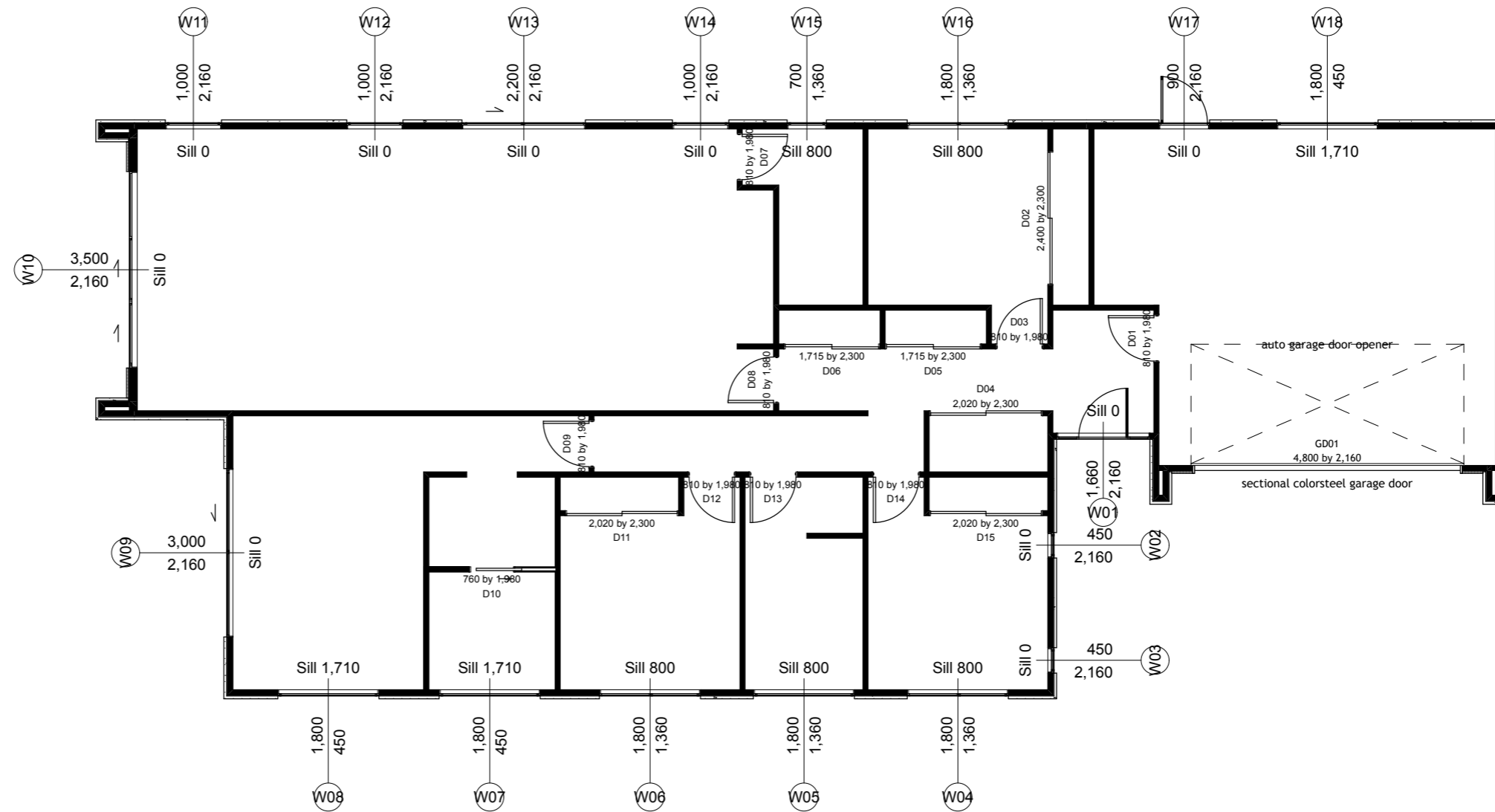
Note: Contractors shall verify all dimensions on site before commencing any work
All dimensions are in millimetres unless otherwise stated
All construction to comply with NZBC/NZS 3604:2011, alongside all current standards alike
Refer to timber treatment and species schedule on Section A-A
All timber to be SG8 grade unless specified otherwise

ELECTRICAL PLAN

**Proposed New Ferguson & Gerrets Home
Lot 19, Farringdon, Rolleston**

Date: Thursday, 23 July 2020
Scale: 1:100
Designed By: #####
Drawn By: Corey Kingsbury

133



Note: Contractors shall verify all dimensions on site before commencing any work
 All dimensions are in millimetres unless otherwise stated
 All construction to comply with NZBC/NZS 3604:2011, alongside all current standards alike
 Refer to timber treatment and species schedule on Section A-A
 All timber to be SG8 grade unless specified otherwise

WINDOW & DOOR LAYOUT

Proposed New Ferguson & Gerrets Home
 Lot 19, Farringdon, Rolleston

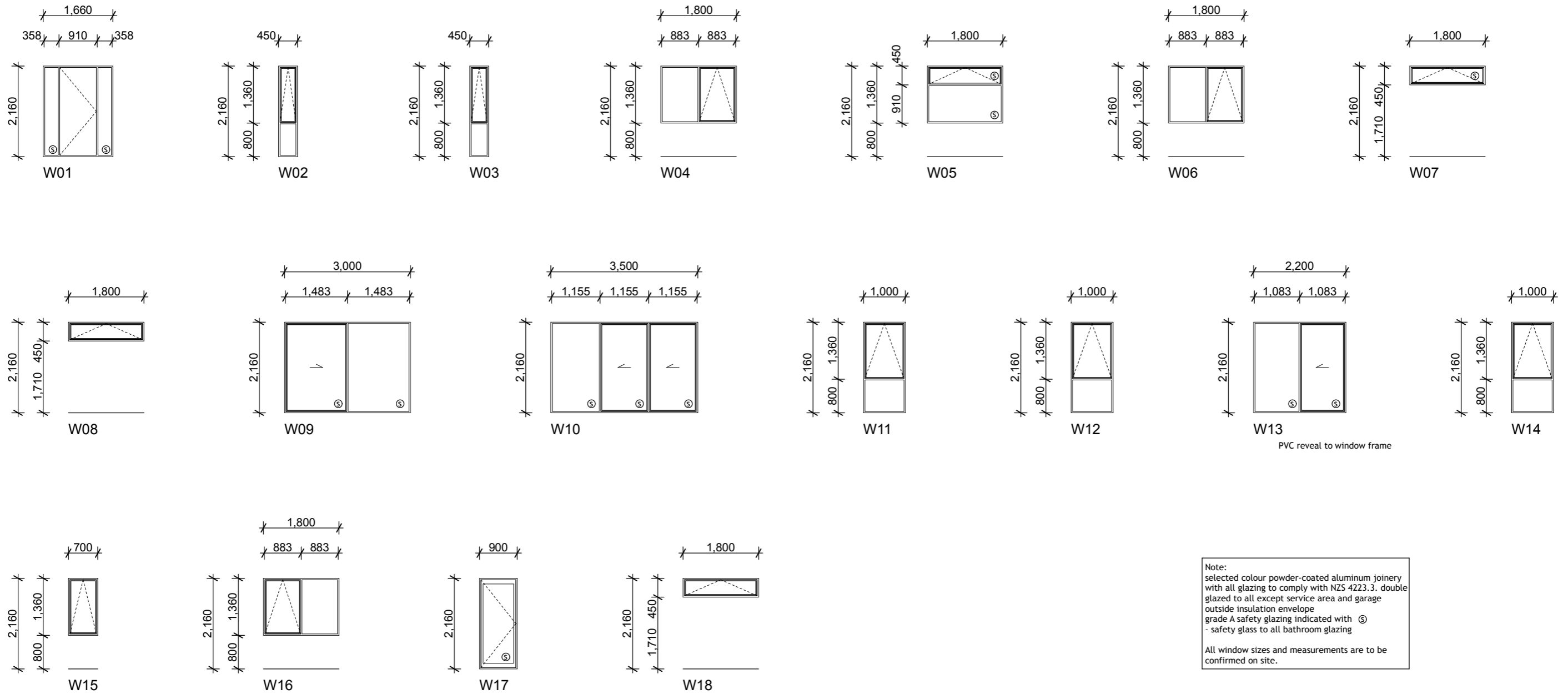
Date: Thursday, 23 July 2020

Scale: 1:100

Designed By: #####

Drawn By: Corey Kingsbury

134



Note:
 selected colour powder-coated aluminum joinery
 with all glazing to comply with NZS 4223.3. double
 glazed to all except service area and garage
 outside insulation envelope
 grade A safety glazing indicated with ☉
 - safety glass to all bathroom glazing

All window sizes and measurements are to be confirmed on site.

Note: Contractors shall verify all dimensions on site before commencing any work
 All dimensions are in millimetres unless otherwise stated
 All construction to comply with NZBC/NZS 3604:2011, alongside all current standards alike
 Refer to timber treatment and species schedule on Section A-A
 All timber to be SG8 grade unless specified otherwise

WINDOW & DOOR SCHEDULE

Proposed New Ferguson & Gerrets Home
 Lot 19, Farringdon, Rolleston

Date: Thursday, 23 July 2020

Scale: 1:100

Designed By: #####

Drawn By: Corey Kingsbury

135