
















-  Addresses (LINZ)
-  Parcels (LINZ)
-  Manhole
-  Catchpit Lead
-  Culvert
-  Lined Channel
-  Service
-  Gravity Main
-  Service
-  Node on overland flowpath, Node on overland flowpath
-  Node on stormwater pipe
-  Overland flowpath
-  Stormwater pipe

**NZ - Imagery**  
New Zealand Imagery

