HORNE ST 23 LOT 45 DP 17643 BP 89/1426

89/142

HAMILTON CITY COUNCIL

Office of the Chief Building Inspector
Private Bag
Ga[illegible]n, N.Z.
Ph[illegible]

RECEIVED
21 NOV 1989
BLDG. DIV.

CITY OF HAMILTON

APPLICATION FOR A BUILDING PERMIT

To erect/~~alter~~/~~demolish~~/~~install~~ a Dwelling Unit.
Define clearly proposed use of project eg: Factory, Offices, Dwelling, Home Unit, Garage.

APPLICANT TO COMPLETE — PLEASE PRINT IN INK

Address of Project	23 Home ST
Lot No. 45 DP 17643	
Area of Site (m²)	880 m²
Name of Owner	MR & MRS D SHAW
Address	23 Home ST
Signature	Ph.
Ground floor area of project	122 M²
Area of other floors	66 M²
Total floor areas	188 M²
Total number of floors	Two
Floor area of existing buildings	Nil
Soil Type (eg. clay, peat etc.)	Clay

Name of Builder	WD & DY Giles
Address	13 Taylor Tce HAM.
Signature	Ph. 496-859
Contact Name	A.L. SHAW
Contact Address	2 MARLOWE DR. (CAM)
Contact Phone No.	276424
Name of Engineer	Crisp consultants
Name of Designer	CC Bennett

Work Values Inc. G.S.T.	$	¢
Building (Labour and Materials)	88,000	00
Plumbing and Drainage (Labour Only)	2,000	00
Total Work Value Inc. G.S.T.	89,000	00

OFFICE USE ONLY

Fees	$	¢
Building 328	328	00
Plumbing and Drainage	151	00
Crossing		
Research Levy	99	00
Stormwater Levy		
Reserves Contribution		
Structural Check 44		
Footpath Deposit	200	
Photocopying		
Microfilming	9	37
Water Connection	330	00
Total $ Inc. G.S.T.	1117	37

TO STRUCTURAL	21 NOV 1989
TO HFS	
Engineers Supervision	21 NOV 1989
Design Cert	21 NOV 1989

ISSUE PERMIT	
DATE	13/2/90
Sign	[illegible]

Date Permit	27-2-90
Permit No.	89/1426
Receipt No.	243527

AMENDED PLANS RECEIVED		
Date	12 DEC 1989	09 FEB 1990
Stat P.		12/2/90
P. & D.		
BI	12.12.89	
Design		

Census Area Unit:
Total floor area (excluding carparks):
Total number of floors (excl. carpark):
Total number of carparks:
Valuation No:

BUILDING APPLICATION PLAN REVIEW FEE

CITY OF HAMILTON
PROPERTY SERVICES GROUP

For prompt service always refer to this number when inquiring about your application.

89/1426

APPLICANT: MR + MRS D SHAW.

PROJECT ADDRESS: 23 HORNE STREET. LOT 45 DPS17643
HAMILTON.

For application progress please call PERMIT & LICENCE CENTRE Phone 386-444 between 8.30 a.m. - 9.00 a.m. or 4.00 p.m. - 5.00 p.m.

For Building Code Questions Call 386-677. For Planning or Zoning Questions Call 386-800.

THIS IS NOT A BUILDING PERMIT

No Building Permit Application will be processed without official cashiers receipt appearing here:

Plan Review Fee	HB020299922	$ 328.00
Structural Check Fee	WA024599931	$ 44.00
	TOTAL	$ 372.00

All fees are GST Inclusive.
HAMILTON CITY COUNCIL GST No. 11-174-531.
Tax invoice only if accompanied by Official Receipt.

HOW TO USE THIS DOCUMENT:
Pink: Customer's Copy White: Permit Copy Blue: File Copy

Receipt for Payment of General Misc.
Receipt No: 01/03/228176
Date: 21-04-89
Received: 372.00
Tendered: Plan Shaw D
Payment Method
Account Description Amount
BUILDING FEES
PERMIT CHECK FEES 328.00
44.00

Hamilton City Council, Municipal Offices, Garden Place, Private Bag, Hamilton, New Zealand. Telephone (071) 386-699 Fax (071) 386-599.

HAMILTON CITY COUNCIL

STREET DAMAGE & VEHICLE CROSSING INFORMATION SHEET

THIS FORM MUST BE SUBMITTED WITH ALL NEW DWELLINGS, GARAGES, COMMERCIAL/INDUSTRIAL BUILDINGS AND DEMOLITION APPLICATIONS.

SITE ADDRESS: 23 HORNE ST, HAMILTON

APPLICANTS NAME: DOUG SHAW

---

1. TYPE OF FOOTPATH

SEAL: ☑

CONCRETE: ☐

METAL: ☐

OTHER: ☐ STATE:.....

2. FOOTPATH DAMAGE

NO: ☑

YES: ☐ AMOUNT.....sq.metre

3. IS THERE A SEALED OR CONCRETED CROSSING SERVICING EACH DWELLING AT THIS PROPERTY.?

YES: ☑

NO: ☐

(if no please complete pink crossing application form)

SIGNED: .....

(I declare that all information is correct)

RAG:DA

FEE 20%

DATE 4/12/89

MEMO TO CHIEF BUILDING INSPECTOR

JOB NO: 6709

BUILDING PERMIT APPLICATION

23 HORNE ST
LOT 45 DD 17643
MR + MRS SHAW

APPROVED

PP
J Streater

RA GREY
DESIGN ENGINEER - STRUCTURES

Crisp Consultants Ltd
Civil Structural Engineers

6 Pembroke Street
PO Box 4379, Hamilton
Zealand
Telephone (071) 395-564

RECEIVED
21 NOV 1989
BLDG. DIV.

Ref: 391/1

17/11/89

The Building Inspector
HAMILTON CITY COUNCIL
PRIVATE BAG, HAMILTON

Dear Sir,

RE:BASEMENT & FOUNDATIONS - 23 HORNE ST MR D SHAW

We confirm that the client, Doug Shaw, has engaged our services to provide observation of construction of the structural elements to the above.

Engineering observation is in line with Council's requirements and as defined by Clause 2.08 of "Conditions of Engagement for Consulting Engineers" Document B.

We trust that this meets with your approval.

Yours faithfully,

W.G.CRISP

DESIGN CERTIFICATE

RECEIVED
21 NOV 1989
BLDG. DIV.

ACENZ

To THE BUILDING INSPECTOR
HAMILTON CITY COUNCIL
PRIVATE BAG, HAMILTON

re BASEMENT & FOUNDATIONS - 23 HORNE ST MR D SHAW
(Project Title)

I, WILLIAM GEORGE CRISP, being a Registered Engineer and holding a current Annual Practising Certificate and being a Member of the Association of Consulting Engineers New Zealand and a Principal/Director of CRISP CONSULTANTS LTD, hereby certify that:

- This Consulting Practice has been engaged to design and execute the appropriate engineering calculations for foundations
(Description & Type of Structure)

  proposed to be constructed for Doug Shaw
(Name of Owner)

  located at 23 Horne St
(Street Address)

  on Lot 45 DPS 17643
(Legal Description of Site)

- The accompanying 3 (Number) sheets of Drawings titled and numbered 90030 and dated November, 1989 and Specification Sections numbered adequately illustrate the design of the structure.

- I have exercised reasonable control over the design processes for the works defined above which have been designed in accordance with sound and widely accepted engineering principles to support the loads specified in NZS 1900, CHAPTER 8 and various aspects of the design are in accordance with the following relevant authorities

- I believe the stresses in the various materials of construction and force resisting elements of the structure including the foundation strata under the above loads are such as to ensure the safety and stability of the structure if the works are constructed in accordance with the above described drawings and specifications.

The name and qualifications of the principal structural designer are B A JONES B.E. (CIVIL).

Signature of ACENZ Member [signature] Date 17/11/89

Professional Qualifications B.E.(CIVIL), I.P.E.N.Z. Registration No. 7695

For and on behalf of CRISP CONSULTANTS LTD

Address P.O. BOX 4379
HAMILTON

ASSOCIATION OF
CONSULTING ENGINEERS NEW ZEALAND
A Division of
the Institution of Professional Engineers New Zealand

CED1

This Design Certificate is Valid Only for a Building Permit Application Made Within One Year of the Date of Issue of This Certificate

Crisp Consultants Ltd

OFFICE

COMPUTED BAJ 13-11 19 89

CHECKED 19

JOB No 89.23

PROJECT Shaw Home

FILE Res. St.

DESCRIPTION

SHEET No S1.

Floor Beams.

I) garage central beam.

$w_D = (0.50 \times 3.9) + 1.0 + (0.50 \times 2.5) = 4.2\ kN/m$.

$w_L = (1.50 \times 2.5) = 3.8\ kN/m$.

span = 6.1 m.

$M = \frac{(4.2 + 3.8) \times 6.1^2}{8} = 37.2\ kNm$.

try 450×90 GL.

$\Delta_D = \frac{5}{384} \times \frac{4.2 \times 6.1^4}{9000 \times 6.83 \cdot 10^{-4}}$

$= 12.3\ mm$, $\Delta_C = 6.2\ mm$, $\Delta_L = 11.1\ mm$

$6.001 \times 6130 = 24\ mm$.

450×90 GL, precam 15 mm.

II) garage lintel.

$w_D = (0.50 \times 2.3) + 1.0 + (0.50 \times 1.7) = 3.0\ kN/m$

$w_L = (1.50 \times 1.7) = 2.6\ kN/m$.

span = 1.4 m.

$M = \frac{(3.0 + 2.6) \times 1.4^2}{8} = 13.6\ kNm$.

try 315×90 GL.

$\Delta_D = \frac{5}{384} \times \frac{3.0 \times 4.4^4}{9000 \times 2.34 \times 10^{-4}}$

$= 7\ mm$ $\Delta_C = 4\ mm$ $\Delta_L = 6\ mm$.

$0.004 \times 4400 = 17.6\ mm$.

315×90 GL. Nil precam.

RECEIVED
21 NOV 1989
BLDG. DIV.

III games room beams

$W_D = 4.2$

$W_L = 3.8$

span = 4.1 m.

$$M = \frac{8.0 \times 4.1^2}{8} = 16.8 \text{ kNm}$$

try 315×90 GL

$$\Delta_D = \frac{5}{384} \times \frac{4.2 \times 4.1^4}{9000 \times 2.34 \times 10^{-4}}$$

$= 7.3$mm, $\Delta_C = 3.7$mm, $\Delta_L = 6.6$mm.

$0.004 \times 4100 = 16.4$mm.

315×90 GL, precam. 10mm.

Retaining Wall.

free standing wall – retained height = 1500mm

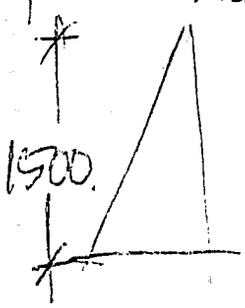

$\gamma = 18$ kN/m³. $K_A = 0.3$.

$18 \times 0.3 \times 1.5 = 8.1$ kPa.

$F = 8.1 \times 1.5/2 = 6.1$ kN.

$$M = 6.1 \times \frac{1.5}{3} = 3.0 \text{ kNm}$$

$M_{ult} = 3.0 \times 1.7 = 5.2$ kNm.

try D16 @ 800 crs.

$A_s = \frac{201}{0.8} = 251$ mm² $T = 69$ kN.

$c = \frac{69}{0.85 \times 8} = 10.1$mm. $jd = \frac{190 - 10}{2} = 90$mm

$M_u = 0.85 \times 69 \times 0.09 = 5.34$ kNm ∴ D16-800crs.

Wall stability:

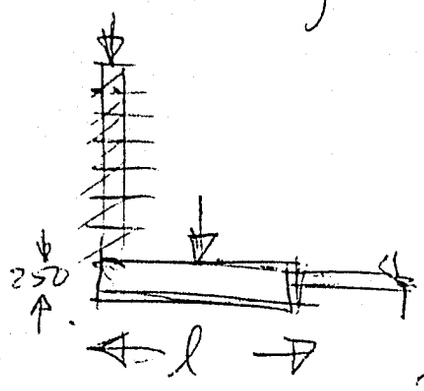

wall wt = 3·1×1·8 = 5·6 kN/m.
try l = 800.
footing wt = 25×0·8×0·25 = 5·0 kN/m.

RM = (5·6×0·7) + (5·0×0·4)
= 5·9 kNm.

800 cantilever footing.

pile footings

joists to N2536.04.

bearers: WD - roof 0·50 × 2·4 — 1·2
wall — 1·0
floor 0·50 × 1·8 — 0·9
deck 0·40 × 0·9 — 0·4
3·5 kN/m

WL - floor 1·50 × 1·8 — 2·7
deck 2·00 × 0·9 — 1·8
4·5 kN/m

try 2/200×50.

$$M = \frac{(3.5+4.5)\times 2.2^2}{8} = 4.8\ \text{kNm}$$

$$fl = \frac{4.8\times 10^3}{590} = 8.1\ \text{MPa}$$

$$Fb = 6.0\times 1.14\times 1.35 = 9.2\ \text{MPa}$$

2/200×50 bearers.

pile load = 8·0×2·2 = 17·6 kN.
@ 100 kPa → 420sq pads.

Bracing at Basement Level.

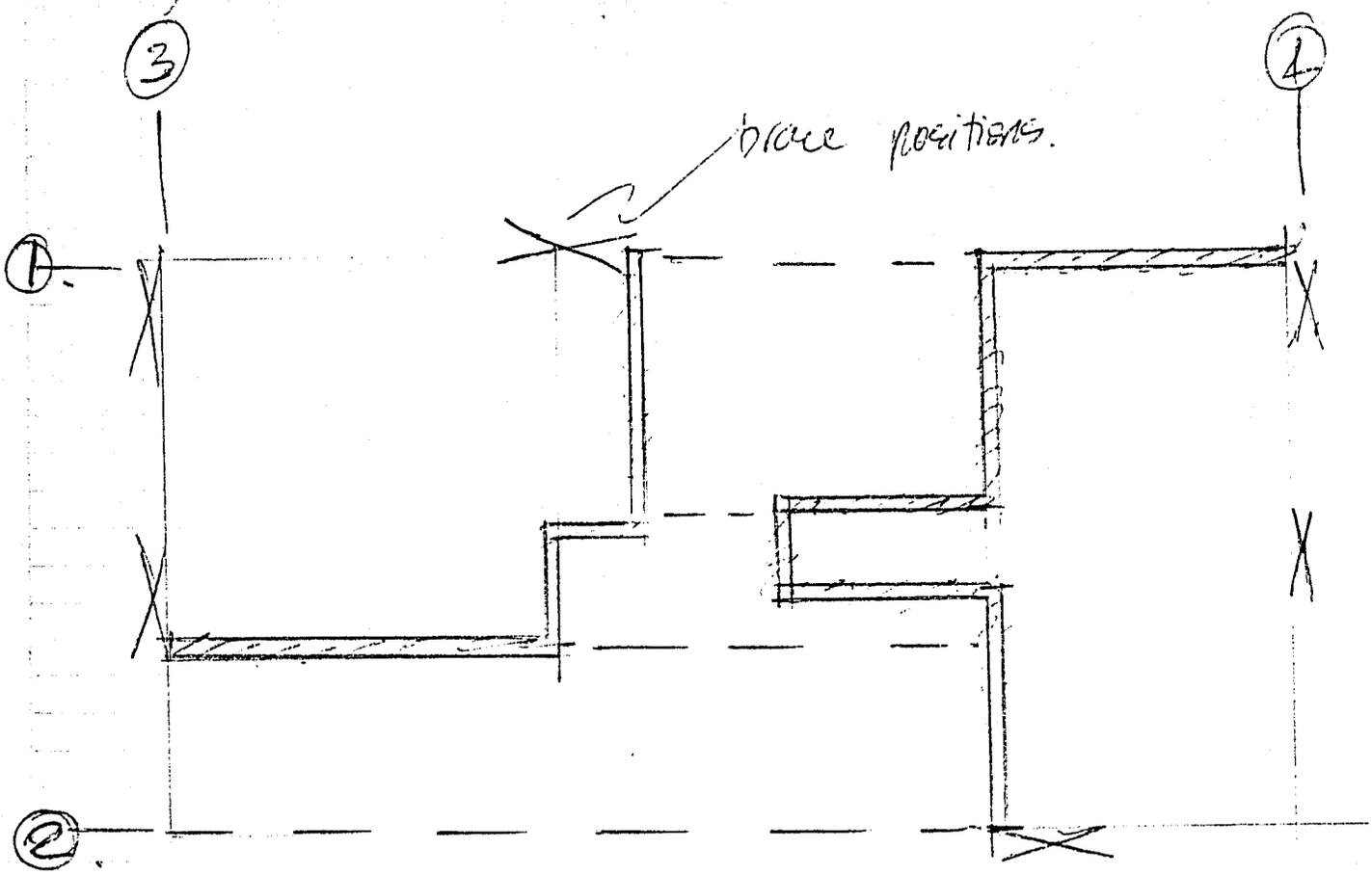

brace on line 2.

house wt = 1.5 kPa 0.8Cd = 0.125 × 2.4 × 0.8 = 0.24.

trib A = 1.3 × 15.6 = 20.3 m²

V = 0.24 × 1.5 × 20.3 = 7.3 kN.

7.3 × 20 → 146 bu req.

braces on line 3.

trib A = 2.6 × 8 = 20.8 m²

V = 0.24 × 1.5 × 20.8 = 7.5 kN.

7.5 × 20 → 150 bu.

braces on line 4.

trib A = 2.0 × 8 = 16 m²

V = 0.24 × 1.5 × 16 = 5.8 kN 115 bu.

Crisp Consultants Ltd

OFFICE

COMPUTED 19

CHECKED 19

JOB No

PROJECT

FILE

SHEET No 55

DESCRIPTION

RECEIVED
21 NOV 1989
BLDG. DIV.

redesign beam to inc. span.

see page 53.

incr. span to 3m.

$$M = \frac{(3.5+4.5) \times 3^2}{8} = 9 \text{ kNm.}$$

try 2/250×50.

$$f_b = \frac{9 \times 10^3}{930} = 9.7 \text{ MPa.}$$

$$F_b = 6.0 \times 1.14 \times 1.35 = 9.2 \text{ MPa.}$$

try 2.9 span, $f_b = 9.1$ MPa.

2/250×50, $l_{max} = 2900$.

pad size.

$$P = 8.0 \times 2.9 = 23.2 \text{ kN.}$$

$$\frac{23.2}{100} = 0.232 \rightarrow 500 \text{ sq.}$$

or. 550 ϕ.

DESIGN CERTIFICATE

RECEIVED
21 NOV 1989
BLDG. DIV.

ACENZ

To THE BUILDING INSPECTOR
HAMILTON CITY COUNCIL
PRIVATE BAG, HAMILTON

re BASEMENT & FOUNDATIONS - 23 HORNE ST MR D SHAW
(Project Title)

I, WILLIAM GEORGE CRISP, being a Registered Engineer and holding a current Annual Practising Certificate and being a Member of the Association of Consulting Engineers New Zealand and a Principal/Director of CRISP CONSULTANTS LTD, hereby certify that:

- This Consulting Practice has been engaged to design and execute the appropriate engineering calculations for foundations
  (Description & Type of Structure)

  proposed to be constructed for Doug Shaw
  (Name of Owner)

  located at 23 Horne St
  (Street Address)

  on Lot 45 DPS 17643
  (Legal Description of Site)

- The accompanying 3 *(Number)* sheets of Drawings titled and numbered 90030 and dated November, 1989 and Specification Sections numbered adequately illustrate the design of the structure.

- I have exercised reasonable control over the design processes for the works defined above which have been designed in accordance with sound and widely accepted engineering principles to support the loads specified in NZS 1900, CHAPTER 8 and various aspects of the design are in accordance with the following relevant authorities

- I believe the stresses in the various materials of construction and force resisting elements of the structure including the foundation strata under the above loads are such as to ensure the safety and stability of the structure if the works are constructed in accordance with the above described drawings and specifications.

The name and qualifications of the principal structural designer are B A JONES B.E. (CIVIL).

Signature of ACENZ Member [signature] Date 17/11/89

Professional Qualifications B.E.(CIVIL), I.P.E.N.Z. Registration No. 7695

For and on behalf of CRISP CONSULTANTS LTD

Address P.O. BOX 4379
HAMILTON

ASSOCIATION OF
CONSULTING ENGINEERS NEW ZEALAND
A Division of
the Institution of Professional Engineers New Zealand

CED1

This Design Certificate is Valid Only for a Building Permit Application Made Within One Year of the Date of Issue of This Certificate

Crisp Consultants Ltd
Civil Structural Engineers

6 Pembroke Street
PO Box 4379, Hamilton
New Zealand
Telephone (071) 395-564

RECEIVED
21 NOV 1989
BLDG. DIV.

Ref: 391/1

17/11/89

The Building Inspector
HAMILTON CITY COUNCIL
PRIVATE BAG, HAMILTON

Dear Sir,

RE:BASEMENT & FOUNDATIONS - 23 HORNE ST MR D SHAW

We confirm that the client, Doug Shaw, has engaged our services to provide observation of construction of the structural elements to the above.

Engineering observation is in line with Council's requirements and as defined by Clause 2.08 of "Conditions of Engagement for Consulting Engineers" Document B.

We trust that this meets with your approval.

Yours faithfully,

W.G.CRISP

BRANZ BUILDING RESEARCH ASSOCIATION OF NEW ZEALAND

RECEIVED
21 NOV 1989
BLDG. DIV.

SHEET A

(CIRCLE whichever is applicable)

NAME: Shaw House

STOREY: (Single) or top

Lower of two or middle of three

Lower of three

WIND AREA: High / Medium / (Low)

STOREY HEIGHT = 2.4 m

SITE ADDRESS: 23 Horne Street Hamilton

1) FOR EARTHQUAKE

Roof weight: (light) / heavy

Average roof slope: 15 °

Earthquake Zone: A / (B) / C

E = 2 B. U.'s / m²

2) WIND along the building (W1)

Average roof height: 1.7 m

Greatest roof slope: 15 °

ALONG

w1 wall = 9 B.U.'s/m

w1 roof = 11.9 B.U.'s/m

W1 total = 20.9 B.U.'s/m

3) WIND across the building (W2)

Average roof height: .850 m

Greatest roof slope: 15 °

ACROSS

w2 wall = 9 B.U.'s/m

w2 roof = 8.50 B.U.'s/m

W2 total = 17.50 B.U.'s/m

ROOF or BUILDING LENGTH BL = 15.6 m

ROOF or BUILDING WIDTH BW = 7.8 m

GROSS ROOF or BUILDING PLAN AREA GPA = 156. m²

EARTHQUAKE: LOAD (ALONG and ACROSS) E x GPA = 2 x 156 = 312 B.U.'s

WIND: LOAD ALONG W1 x BW = 20.9 x 7.8 = 163.02 B.U.'s

WIND: LOAD ACROSS W2 x BL = 17.50 x 15.6 = 273.00 B.U.'s

TAX INVOICE
GST No.11-174-531
Tax Invoice only if accompanied
by an official receipt.

13 February 1990

CITY OF HAMILTON
PLANNING & DEVELOPMENT GROUP

W D & V Y GILES
13 TAYLOR TERRACE
HAMILTON

Dear Sir/Madam,

RE: UNIT LOT NO 45 DP 17643

ADDRESS: 23 HORNE STREET MR & MRS D SHAW

In reference to the above application I advise that this has now been approved and upon receipt of fees and charges itemised below, a Building Permit will be issued.

FEES ARE TO BE PAID TO CASHIERS PRIOR TO UPLIFTING BUILDING PERMIT FROM THE PERMIT AND LICENCE CENTRE.

Approved documents are to be on site at time of inspection.

Yours faithfully,
CHIEF BUILDING OFFICER
Per:

Building	HB0202-99-922	$	328-00
Plumbing & Drainage	HB2202-99-932	$	151-00
Research Levy	AT3202-00-924	$	99-00
Footpath Deposit	AT3702-00-813	$	200-00
Microfilming	HB2002-99-995	$	9-37
Water Supply Connection A	ZW0269-99-922	$	330-00
	TOTAL INCL.GST	$	1117-37

CONDITIONS
1. Foundation/siting inspection to be called for.
2. Pre-lining inspection to be called for.
3. Bond beam inspection to be called for.
4. Pre-concrete floor inspection required.
5. Boundary pegs to be shown at footing inspection.
6. Exposed timber to be treated to T.P.A. H3.
7. Outside sheathing to weather sub-floor timbers behind terrace.
8. Vapour barrier required to skillion roofs under insulation.

cont'd over/.....

Hamilton City Council, Municipal Offices, Garden Place, Private Bag, Hamilton, New Zealand. Telephone (071) 386-699 Fax (071) 386-599

9. Inspection of rusticated weatherboards required prior to fixing.
10. The whole of the required parking, loading spaces, manoeuvring spaces and access carriageways shall be formed and thereafter maintained in a paved or sealed all-weather dust free surface to Council's satisfaction, with provision for the collection and disposal of stormwater.
11. Separate water supply connections are required for each unit/dwelling.
12. Water Supply pipes must not be laid under concrete floor slabbing.
13. If a high pressure hot water supply cylinder is installed all hot water supply pipes must be copper.
14. All Drainage & Plumbing to comply with Drainage & Plumbing Regulations 1978 and H.C.C. Bylaws.
15. Stormwater to reticulation by Licensed Drainlayer and drainage permit uplifted.
16. New stormwater line to be installed at applicants cost.
17. Approval to build over city drainage pipeline is given subject to no loading whatsoever being imposed on the pipe and property owner's acceptance of cost of repair in the event of damage.
18. New sanitary sewer connection at applicants cost.

12 December 1989

CITY OF HAMILTON
PLANNING & DEVELOPMENT GROUP

W D & V Y GILES
13 TAYLOR TERRACE
~~MORRINSVILLE~~
Hamilton

Dear Sir,

RE: UNIT LOT NO 45 DP 17643

ADDRESS: 23 HORNE STREET MR & MRS D SHAW

'PERMIT WITHHELD'

In reference to the above application, before any further processing can be carried out, please supply the following information in duplicate:

FURTHER WITHHELD FOR THE FOLLOWING:

1. Gully Protection Zone - Required to show extent of Living Court, Service Court, Screen fencing as appropriate.

Yours faithfully,

CHIEF BUILDING OFFICER

per:

Please ask for: Your ref.: Our ref.:

7 December 1989

CITY OF HAMILTON
PLANNING & DEVELOPMENT GROUP

W D & V Y GILES
13 TAYLOR TERRACE
HAMILTON

Dear Sir,

RE: UNIT

LOT NO 45 DP 17643

ADDRESS: 23 HORNE STREET

MR & MRS D SHAW

'PERMIT WITHHELD'

In reference to the above application, before any further processing can be carried out, please supply the following information in duplicate:

1. Ventilation appears inadequate through kitchen, dining, snug area.
2. Please state type of wall insulation.
3. Gully Protection Zone - Required to show extent of Living Court, Service Court, Screenfencing as appropriate.

Yours faithfully,

CHIEF BUILDING OFFICER

per:

Hamilton City Council, Municipal Offices, Garden Place, Private Bag, Hamilton, New Zealand. Telephone (071) 386-699 Fax (071) 386-599

BUILDING PERMIT ACTION SHEET

ADDRESS 23 HORNE ST. OWNER SHAW.

LOT 45 D.P.S. 17643 USE PROPOSED DWELLING, Unit

T.P.O. FILE ..... T.C. FILE ..... LOG SHEET T 21

Health		22/11
Streets	Crossing required — ~~Yes~~ / No If yes, is street kerbed — Yes / No Size required..... metres Is street correctly formed at boundary — Yes / No Distance — Kerb to Property Boundary ..... metres Kerb ☐ Vertical Type ☐ Mountable Footpath ☐ Concrete ☑ Seal ☐ Metal Type ☐ Other	22/11
Town Planning	Zoning R1/RH. Gravity Protection Zone Has Development approved. Condition 41 applies. ~~Required to show extent of filling, cut, service cut, screen fencing as appropriate~~	12/2/90
Water Supply	PLEASE APPLY WATER SUPPLY CONDITIONS; (D, E, H,)	22/4/89
Plumbing and Drainage	100-103	23/11
Drainage	(1) new g/w line to be installed of applicants cost (2) Reva [illegible] (3) new s/s connection of applicants cost	23/4
Building	Withheld (1) Ventilation appears inadequate through kitchen dining area. (2) Please state type of wall insulation. Conditions i, ii, iii, iv, v, vi, x, xvii, xix 6 12 89	12 12 89

BUILDING CONTROL DIVISION

PROCESS CARD

PHONE 390064

ADDRESS COLLINGWOOD ST. OWNER DENVER PROPS BUILDER PARKER

UILDING PERMIT NO: 89/1417 | LOT 1 | DPS 48392 | VALUE | NATURE

ATE ISSUED: | ~~23,5,T. SLOPE~~ | 3,000 | PARTITIONS.

WITHHELD NOTICE:

O STRUCTURAL: | ISSUED NOTICE

ROM:

O HFS: | DATE

ROM: | RECEIVED

ECEIVING OFFICERS' COMMENTS

RECEIVED
20 NOV 1989
BLDG. DIV.

BUILDING					PLUMBING & DRAINAGE				
CODE	SIGN	DATE	APP	DATE	CODE	SIGN	DATE	APP	DATE
BL	P Martin	24/8/90			PL	[illegible]	2-8-90		

(Masonic Building)

DRAINLAYER:

PLUMBER:

DRAINAGE PERMIT NO: | DATE

PLUMBING PERMIT NO:

RECEIPT NO:

NATURE OF WORK:

BUILDING CONTROL DIVISION

PROCESS CARD

PHONE 496-859

ADDRESS 23 HORNE ST OWNER SHAW BUILDER GILES

UILDING PERMIT NO: 89/1426	LOT	DPS	VALUE	NATURE
ATE ISSUED: 27-2-90.	45	17643	$99,000	DWELLING

WITHHELD NOTICE: 7 DEC 1989 13 DEC 1989

ISSUED NOTICE : 13 FEB 1990

O STRUCTURAL: 21 NOV 1989

ROM: 4 DEC 1989

O HFS:

ROM:

DATE RECEIVED: RECEIVED 21 NOV 1989 BLDG. DIV.

ECEIVING OFFICERS' COMMENTS

BUILDING					PLUMBING & DRAINAGE				
CODE	SIGN	DATE	APP	DATE	CODE	SIGN	DATE	APP	DATE
BA	P Turner	30-4-90	✓		PD	[illegible]	2-7-90	✓	
B.C.	[illegible]	21.5.90	✓		PD PR	[illegible]	20/9/90		
BE	P Turner	2-7-90	✓						
BK	[illegible]	8.3.91							
					P/L	[illegible]	25/3/91		

Engineer supervision of
Pd P7 30-4-90
still Proceeding 1-8-90 P7

DRAINLAYER: [illegible]

PLUMBER: [illegible]

DRAINAGE PERMIT NO: 20/07/0065 DATE

PLUMBING PERMIT NO: 20/07/0042

RECEIPT NO:

NATURE OF WORK:

HORNE ST 23 LOT 45 DP 17643 BP 89/1426

CITY OF HAMILTON PROPERTY SERVICES GROUP

DRAINAGE PLAN FOR:

23 HORNE ST STREET LOT 45 D.P. 17643

OWNER D. SHAW ADDRESS 23 HORNE ST

HAMILTON.

TYPE OF BUILDING NEW DWELLING.

DRAINLAYER RB Baggott ADDRESS Box 4265

Ham. East.

DATE OF INSPECTION 20/9/90

INSPECTOR HC O'Leary

DRAINAGE PERMIT No. 90/07/0088

BUILDING PERMIT No. 89/1426

DRAINLAYER'S SIGNATURE

NOTE: Plan to be drawn in black ballpoint on graph opposite.

PLAN TO INCLUDE:

1. The correct position of the drains in relation to the building and boundaries.
2. The position of the street frontage.
3. Depth of drains at connection point.
4. Both foulwater and stormwater drains to be drawn.
5. Drawn to a scale 1-200.
6. One square equals 1 metre.
7. See example drain plan overleaf.

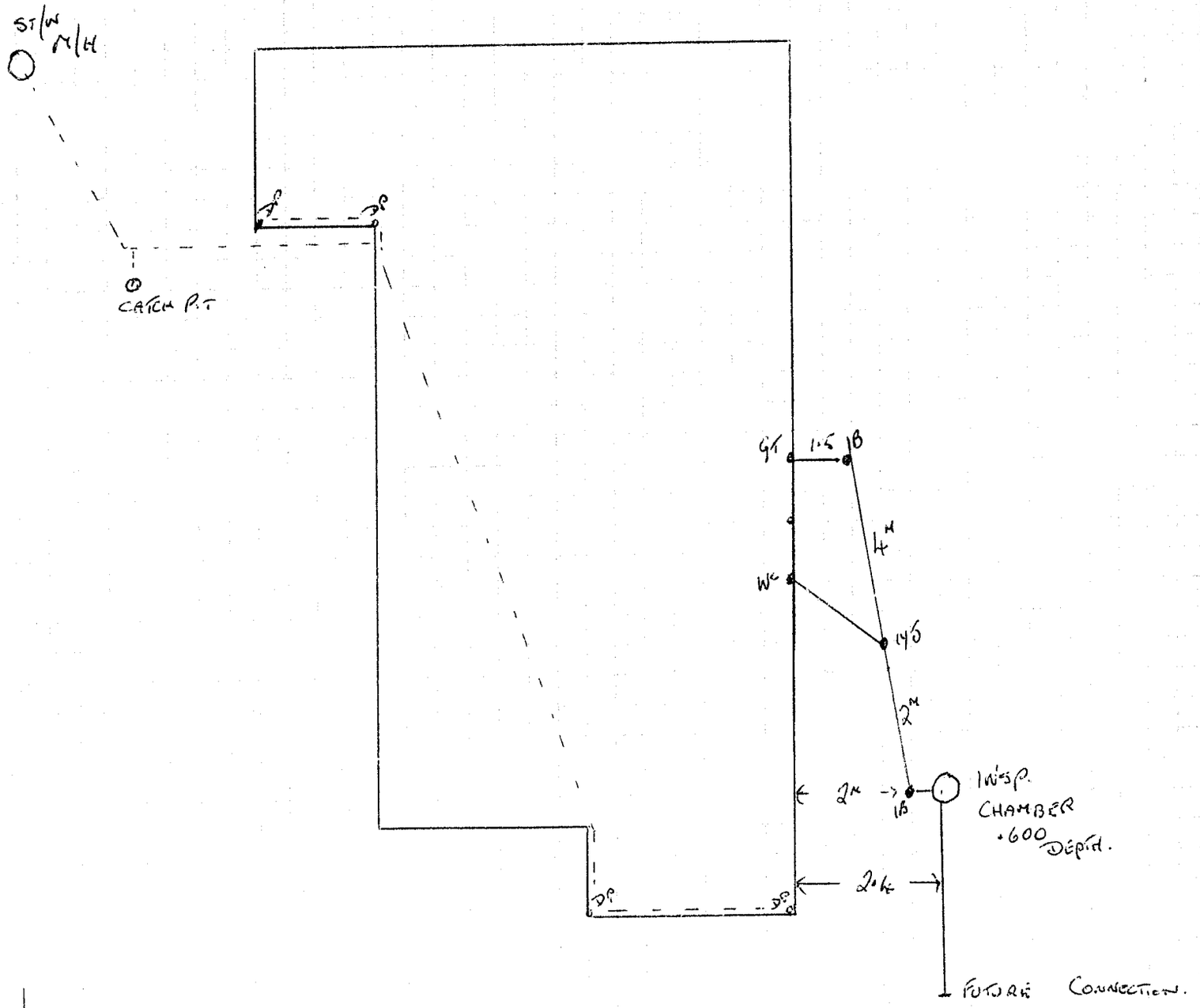

ROW
TO
HORNE STR.
↓