SCALE OF BUILDING PERMIT FEES

For the examination of plans and specifications of any building, and for the inspection of such building the fees shall be payable according to the **estimated value of the work, when completed,** on the following scale:

ESTIMATED VALUE OF WORK

(excluding any amount upon which drainage and plumbing fees are payable).

For work not exceeding		Fees:
" $ 2,000 " " "	$ 2,500	$12
" $ 2,500 " " "	$ 3,000	$14
" $ 3,000 " " "	$ 3,500	$16
" $ 3,500 " " "	$ 4,000	$18
" $ 4,000 " " "	$ 5,000	$21
" $ 5,000 " " "	$ 6,000	$24
" $ 6,000 " " "	$ 7,000	$27
" $ 7,000 " " "	$ 8,000	$30
" $ 8,000 " " "	$ 9,000	$33
" $ 9,000 " " "	$10,000	$36
" $10,000 " " "	$12,000	$40
" $12,000 " " "	$14,000	$44
" $14,000 " " "	$16,000	$48
" $16,000 " " "	$18,000	$52
" $18,000 " " "	$20,000	$56
" $20,000 " " "	$25,000	$64
" $25,000 " " "	$30,000	$72
" $30,000 " " "	$35,000	$80
" $35,000 " " "	$40,000	$88
" $40,000 " " "	$50,000	$98
" $50,000 " " "	$60,000	$108
" $60,000 " " "	$70,000	$118
" $70,000 " " "	$80,000	$128
" $80,000 " " "	$90,000	$138
" $90,000 " " "	$100,000	$148
" $100,000 " " "	$120,000	$158
" $120,000 " " "	$140,000	$168
" $140,000 " " "	$160,000	$178
" $160,000 " " "	$180,000	$188
" $180,000 " " "	$200,000	$198
" $200,000 " " "	$240,000	$210
" $240,000 " " "	$280,000	$220

For every $40,000 or part thereof in excess of $280,000, an additional fee of $10

DRAINAGE AND PLUMBING PERMIT FEES

Not exceeding $500	$10.00
Over $500 and not exceeding $1000	$15.00
" $1000 " " " $2000	$25.00
" $2000 " " " $3000	$35.00
" $3000 " " " $4000	$45.00

$10 for each additional $1000 or part thereof.

45
10
10
10
75

BUILDING RESEARCH LEVY FEE

In addition to the above fees there is payable a Building Research Levy in accordance with the Building Research Levy Act 1969, which is set at $1.00 in each $1000 or part thereof of the total value of each Building Permit issued. Permits for work of a value less than $3000, are exempted.

FEES PAYABLE FOR SPECIAL DUTIES

NATURE OF DUTY:	FEES:
For inspection required in the case of proposed structural alterations before plans are submitted for approval	$10.00
For inspecting old timber before re-using the same in a new building	$10.00
For inspecting a building when it is proposed to remove it.	$10.00
For any inspection that may be deemed necessary in connection with any building or work in respect of which no fee has been paid	$5.00
For searching drawings and other documents after completion of work	$2.10

WANGANUI COUNTY COUNCIL

P.O. BOX 235 — WANGANUI

APPLICATION FOR BUILDING PERMIT

(Plumbing and Drainage — See Overleaf).

TO THE COUNTY ENGINEER

Sir,

I hereby make application to erect/~~re-erect~~/~~extend~~/~~alter~~/~~repair~~ the building(~~s~~) according to the site plan (overleaf) detailed plans, elevations, cross sections and specifications deposited herewith.

OWNER Name DANIEL GEORGE HILL

Postal Address LAURI VILLAGE RD2. WANGANUI Phone 55223.

BUILDER Name

Postal Address AS ABOVE. Phone
(WITH ASSISTANCE AND SUPERVISION OF D.R. BROCKWAY) (BUILDER)

EXISTING USE OF SITE AND BUILDINGS NEW SUBDIVISON

NATURE OF PROPOSED WORK ERECT NEW DWELLING
(e.g. additions to dwelling, bedroom, lounge extensions, etc.).

VALUATION DEPARTMENT ASSESSMENT NUMBER (from rates assessment) 1309 - 30 (Stanemore subdivision)

LEGAL DESCRIPTION OF SITE: (from rates assessment or title deeds) 800 SQUARE METRES
BEING LOT 5 ON SUBDIVISION OF LOT 3 D.P. 4264 CT BLOCK V IKITARA DISTRICT

Road or Street MARYBANK ROAD Town or Locality WANGANUI

AREA OF SITE 800 (Sq. Metres) ~~Hectares~~

FLOOR AREA (proposed work, in square metres)

	Basement	Ground floor	Other floors	Total
Accessory Buildings				
Main Building		131.65		131.65

ESTIMATED VALUE OF WORK (when completed)

Main Buildings (excluding plumbing and drainage)	$34,148 ~~-33~~
Accessory Buildings (excluding plumbing and drainage)	$
Plumbing and Drainage (see overleaf)	$6,610 ~~-76~~
Total Value	$40,758 ~~-59~~

CERTIFICATE: I hereby certify that the above information is correct in every respect, and do hereby agree to abide by all the provisions of the Wanganui County Council by-laws governing and regulating all matters the subject of the foregoing.

Daniel G. Hill.
(Signature of Applicant)

Date 28/9/82.

FOR OFFICE USE ONLY

FEES:

Building Permit	$ 80.00.	Receipt No 2733A	Date 28-9-82.
Plumbing and Drainage Permit	$ 75-00		
Building Research Levy	$ 41-00	Permit No. A 00 5687	
Sundry Fees	$		
TOTAL	$ 196-00	Permit No. 82	

APPLICATION FOR PERMIT FOR PLUMBING OR DRAINAGE WORK

I hereby apply for permission to carry out the work as specified in the plans supplied herewith.

PLUMBER Name STEPHEN JAMES TUNNELL

Postal Address 25 TONGARIRO St.

WANGANUI. Phone 44736

DRAINLAYER Name STEPHEN JAMES TUNNELL

Postal Address 25 TONGARIRO St

WANGANUI. Phone 44736

DESCRIPTION OF WORK NEW HOUSE.

ESTIMATED VALUE OF WORK (when completed) $ 6,600

Signature of Applicant [signature] Date 27/8/82.

HEALTH INSPECTOR (Check re drainage, health, etc.)

Checked and approved Signature [signature]

Subject to (any conditions) Drains to be laid a min 1:60 gradient. Adequate cover and protection be provided for drain. Date 4.11.82

BUILDING INSPECTOR (Check by-laws, etc.)

Checked and approved Signature .....

Subject to (any conditions) .....

..... Date .....

GENERAL INFORMATION

The following MUST accompany this application:

(1) PLANS AND SPECIFICATIONS (in ink or on print paper) including —

(a) Ground plans of proposed work showing position of all sanitary fittings, and names and sizes of various rooms.

(b) Where the building is on a sloping site, the correct height of foundations must be shown.

(c) Front and side elevations.

(d) Cross section showing framing with bracing.

(e) Such drawings and information, in detail as may be necessary to indicate that the proposed building or other work, or change of use of land or buildings, will comply in all respects with the District Planning Scheme and with the Council's By-laws.

(f) A report, and calculations showing how the design complies with the By-laws in the case of a building requiring specific design.

(g) Application for water connection where water supplies are available.

(2) FEES FOR DISPENSATION OR SPECIAL SERVICES (if required) must accompany the application.

(3) OFFICE HOURS are normally 8 a.m. to 4.30 p.m. Telephone 55-516. 7 Rutland Street.

Site Plan

THIS PLAN MUST SHOW (in ink):

1. Position of existing buildings.
2. Position of building proposed under this application.
3. Position of garage and Driveways whether required now or not.
4. Position of Septic Tank, Sanitary and Stormwater drainage.
5. Distances of each building from boundary lines.
6. Boundary lines shown this: — — — — — —
7. Any Building Line Restrictions imposed on land.
8. Site plan must be drawn accurately to scale. to or as appropriate.
9. Deviation from site plan is not permited without previous approval of the Council.

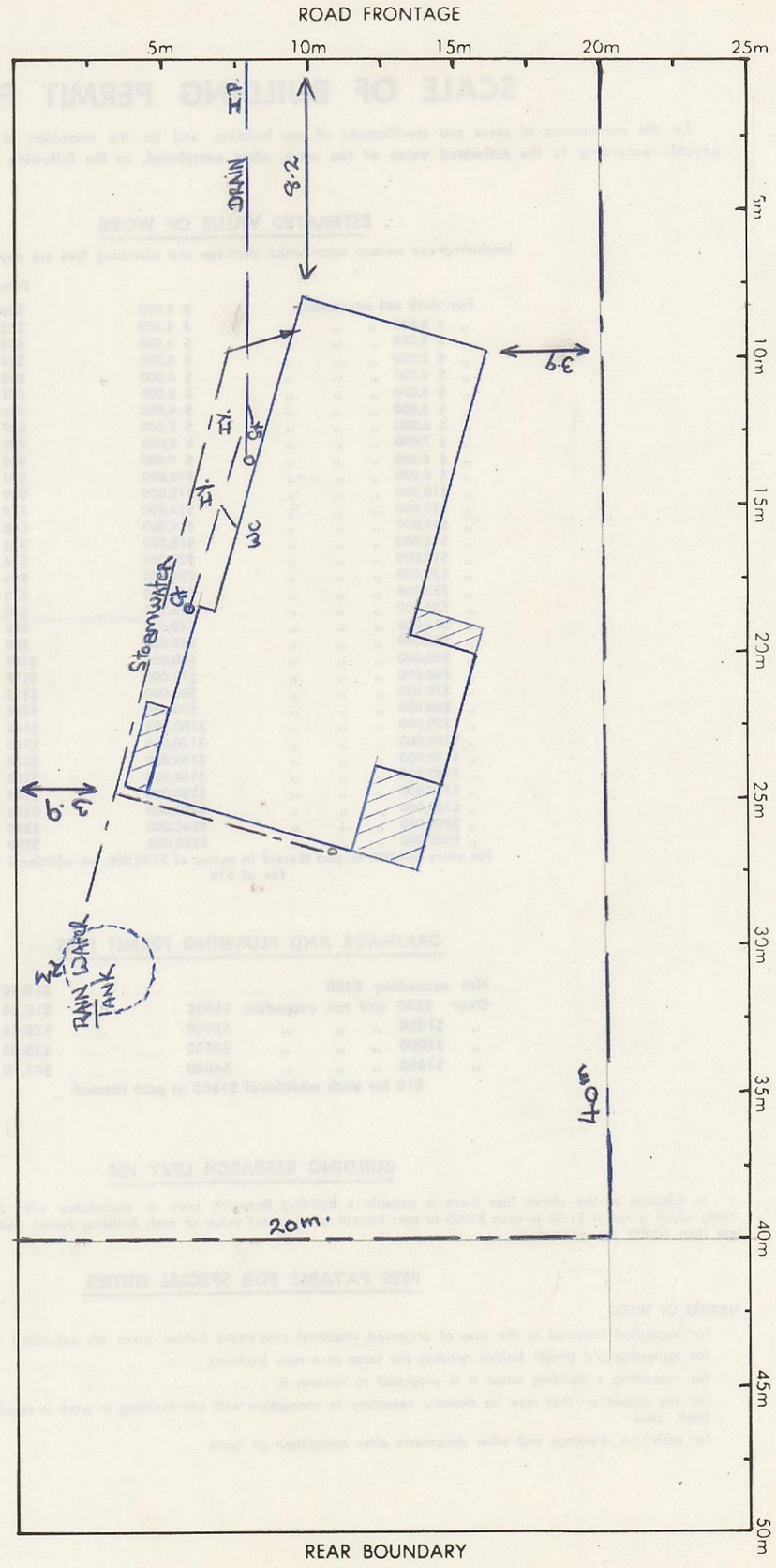

TO BE READ IN CONJUNCTION WITH PLANS & SPECIFICATIONS PREPARED FOR D.G. HILL.

FLOOR.	-18mm High density chip board on joists and bearers.
ROOF.	-Decramastic Tiles.
WATER SUPPLY.	-Tank.
DRAINAGE.	-County.
EXTERIOR JOINERY.	-Aluminium.
EXTERIOR SHEATHING.	-Fibroplank & coverline.
INTERIOR FINISHING.	-Treated timber.
CEILINGS.	-Pinex.
SINK BENCHES.	-Stainless steel.
BENCH TOPS.	-Formica.
SHOWER LININGS.	-Lamiwall.
INTERIOR WALL LININGS.	-Gibralter board.
INSULATION.	-Batts, 75mm in ceilings and external walls. Double sided foil under floor.
HEATING.	-Kent Log Fire.

SPECIFICATION of work to be done, and materials to be used in the erection of a house situated on Plot 5 of Lot 3 D.P. 4264, (Marybank Rd.), for Mr & Mrs D.G. Hill.

LOCAL AUTHORITY NOTICES ETC.
The contractor is to give all the usual notices, and obtain all necessary approvals from local Authorities and arrange for all connections to the various services, etc., and pay all fees.

PROTECTION OF ADJOINING PROPERTIES.
The contractor / sub contractors are to take all the necessary precautions to prevent any damage to the adjoining site, buildings, road, footpath, services etc., and to rectify any damage which may be caused by them, at their own expense.

GENERAL.
Anything specified but not shown on the plans, or anything not specified, but necessary in accordance with the usual customs of the trade concerned, shall be allowed for by the Contractor / Sub Contractor.

INSURANCES.
The Contractor shall take out the following insurances and provide evidence of same to the owner before commencement of work.
1. Builders Risk Policy. 2. Public Risk Policy.

FIRE POLICY.
The contractor shall take out a Fire Insurance Policy for the full value of the contract and keep it fully covered until it is finally taken over by the owner.

EXCAVATOR.
Over the area of the building, clear away all rubbish, vegetation, stumps etc.

CONCRETOR.
STANDARDS.
All foundation work is to comply in all respects with the provisions of N.Z.S.S. 1900 Chapter 6.1 and the County Council By-laws.

CONCRETE.
Clean, washed and graded shingle 6 parts; Portland cement 1 part.

FOUNDATIONS.
Footings to 200mm concrete blocks to be 300mm minimum depth, 200mm minimum width, reinforced with 2/15mm rods with 6mm stirrups, every 600mm. All rods hooked and lapped at joints, and bent around corners. Starters in blocks to be 12mm every 600mm. Blocks to have 1/15mm rod in top in top bond beam.

CARPENTER & JOINER.

GENERAL.

All carpentry work is to be done in strict accordance with the provisions of N.Z.S.S. 1900 Chapter 6.1, and the Country Council By-laws. This applies particulary to the quality and type of timber, method of fixing, timber sizes and spaces, and the provision of all neccessary beams, struts, braces, plates etc.

DESIGNATION	SIZE	SPACING	QUALITY
plates	100 x 50		Boric Rad.
Studs and Dwangs	100 x 50	400mm	" "
Bracing	100 x 50	Cut in	" "
Ceiling Joists	100 x 50	450mm	" "
Ceiling Runners	100 x 50	Not more than 2400mm	" "
Rafters	100 x 50	900mm	" "
Gang Nail Trusses		900mm	
Tile Batten	50 x 40	As required	" "
Trimmers (total)	200 x 50		" "
Bearers	100 x 75	1800mm	Tan Rad.
Floor Joists	125 x 50	450mm	" "

FRAMING.

Framing to be thoroughly done, braced and stuted where practicable. All true to line and perpendicular. Bore or check all dwangs to circulate air. All scantling timbers to be thicknessed.

EXTERIOR WALLS.

Frames to be covered with building paper, lapped 75mm and tacked, then with fibroplanks and coverline.

ROOF.

To be Decrobond tiles over ragfelt and battens.

EAVES.

To the underside of the eaves, fix flat Hardiflex with galvanised clouts, joint mould at all joints. Soffitt width to be as shown on plans. Fascia to be 200 x 25 Tan.

INTERIOR WALL LININGS.

Gibraltor board with joints pointed flush.

SHOWER.

Lamiwall.

CEILINGS.

12mm pinex sheets, Joints alloy.

ARCHITRAVES & SKIRTING
75mm x 12mm standard pattern.

SCOTIA.
50mm x 12mm

H.W. CUPBOARD.
Provide slatted shelves over cylinder.

BATH.
Frame up bath and provide recessed toe space.

WARDROBES.
Fix 18mm pipe rail at 1.5m above floor. Provide shelf over.

MANHOLE.
Provide access into ceiling.

HARDWARE.
Allow a P.C. sum of $400.

JOINER.

DOORS
Entry door 1980 x 810 Rear door 1980 x 760. Ranch sliders aluminium.

WINDOWS.
As shown on plan. Aluminium.

KITCHEN UNITS.
As showen on plan. Stainless steel sink bench tops formica. Paint grade carcase.

BATHROOM CABINET.
Allow a P.C. Sum of $450.

PAINTER & PAPERHANGER.
PAINT
All paint to be ready mixed. Colours to be selected by owner.

EXPOSED WOODWORK.
To receive one coat of priming, stop all nail holes, apply one coat of undercoat and finish with one coat of gloss paint.

INTERIOR WOODWORK.
Kitchen, bathroom, W.C., and laundry, including ceilings, toreceive one coat of priming, stop all nail holes, two coats of undercoat and finish with one coat of approved enamel. Walls to be first lined with a good quality lining paper.

VARNISH.
Doors to be stopped with tinted putty and receive two coats of satin clear.

WALLS
Kitchen, Laundry, Bathroom W.C. as above.

CEILINGS.
To be given two coats semi-gloss paint.

PAPERHANGING.
Walls to be sealed and prepared for paperhanging. All Paper to be trimmed true and square, butt jointed and hung true and plumy. Allow a P.C. sum of $12. per roll. Papers to be selected by owner.

PLUMER.
All work shall be carried out in a tradesmanlike manner, and shall conform to the health regulations and Local Authorities By-laws.

SPOUTING.
P.V.C.

WATER PIPING.
Drawn copper throughout. Main pipes to bath 18mm diameter, other branches 12mm diameter. All cold water piping P.V.C.

WATER SUPPLY.
Allow to connect from tank to house and include pump as required.
Seperate cold supply to shower from low pressure side of header tank.

STOPS AND COCKS.
Provide stop cock on main supply line and before any other take off points. All taps in house to be C.P. marked Hot or Cold as required. Taps over bath to be 18mm with 75mm extention. Hot and cold taps over tub, basin, and sink bowl to be 12mm. Provide three brass hose taps, with screwed ruffs.

HOT WATER CYLINDER.
90 litre electric lagged and jacketed with 18mm expantion pipe, 12mm sludge pipe and cock to outside and stop cock on hot supply from cylinder, after leaving the expansion pipe.

SANITARY FITTINGS.

BATH	-Provide and install enamelled bath, set in timber framework.
W.C.	-The W.C. pan shall be white earthenware, with seat.
BASIN.	-Vanity unit.
FLASHINGS.	-Provide all flashings to render building watertight.
TUB.	-Install stainless steel tub with C.P. plug (with tub stand)
SINK BENCH.	-Stainless steel.
SHOWER.	-Enamelled shower base.

DRAINLAYER
EXTENT OF WORK.
Dig all trenches, supply all materials and labour necessary to complete the drainage work from the trap to the connections, provided by the county at the road boundry.

DRAINS.
Lay sewerage and waste drains, where and as shown on site plan. Pipes to be 100mm best quality P.V.C. socketed with approved joints. Connect house drainage to sewer connection in strait runs, east bends, and even falls. No flatter than 1 in 60.

STORMWATER DRAINS. (To Tank)
Where required by council, stormwater drains to be laid, as per clause 803 except that second grade pipes may be used.

ELECTRICIAN.
Installation as follows;
21 lights, some of which include two way circuits.
17 hot points on circuit breakers.

SUNDRIES.
T.V. points.
Allow $1200 for electric range and switchboard mains.
Allow to connect to the supply from the point of entry.
Allow for a metal meter box.
All work to be done in accordance with Local By-laws.

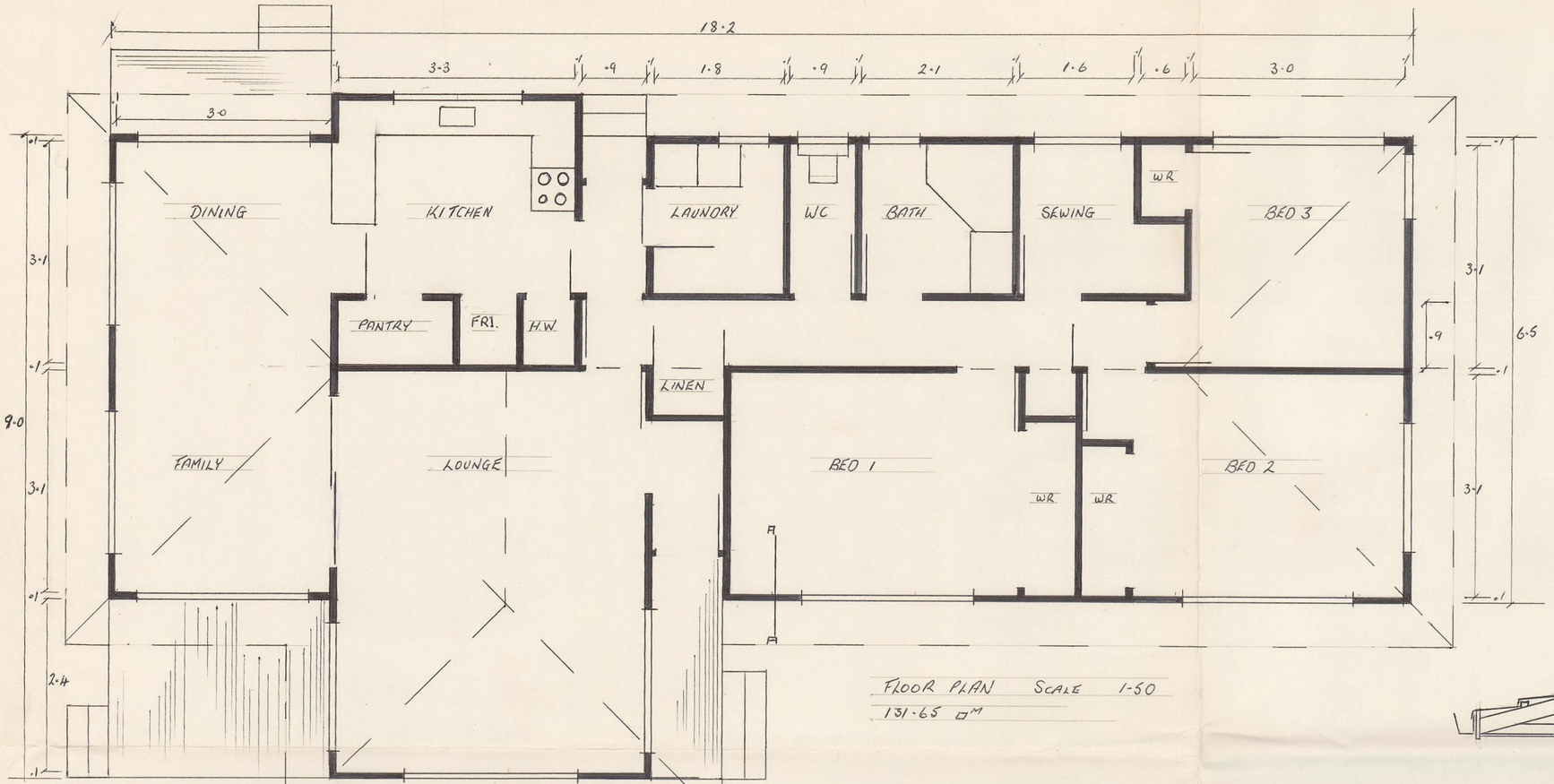

FLOOR PLAN SCALE 1-50

131·65 m^2

SITE & DRAINAGE SCALE 1-200

PLOT 5 OF LOT 3 DP 4264 800 m^2

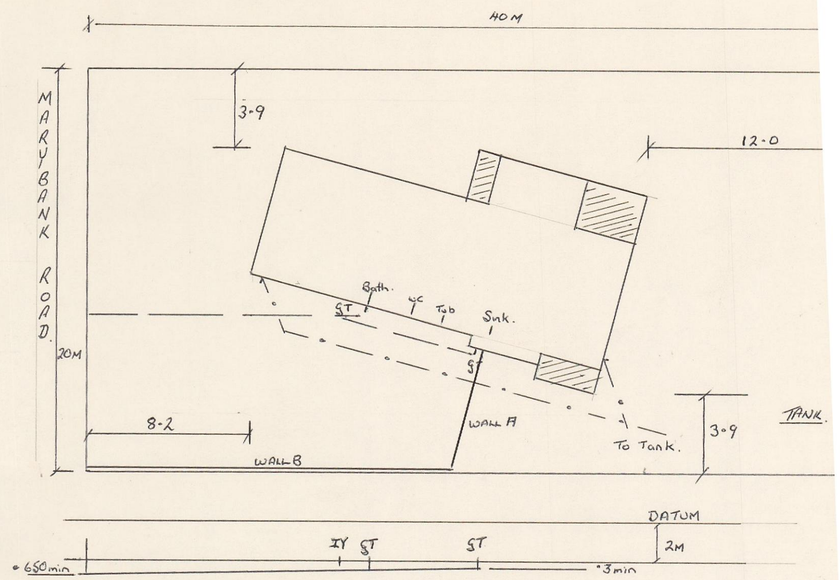

Drainage longitude SCALE 1-200

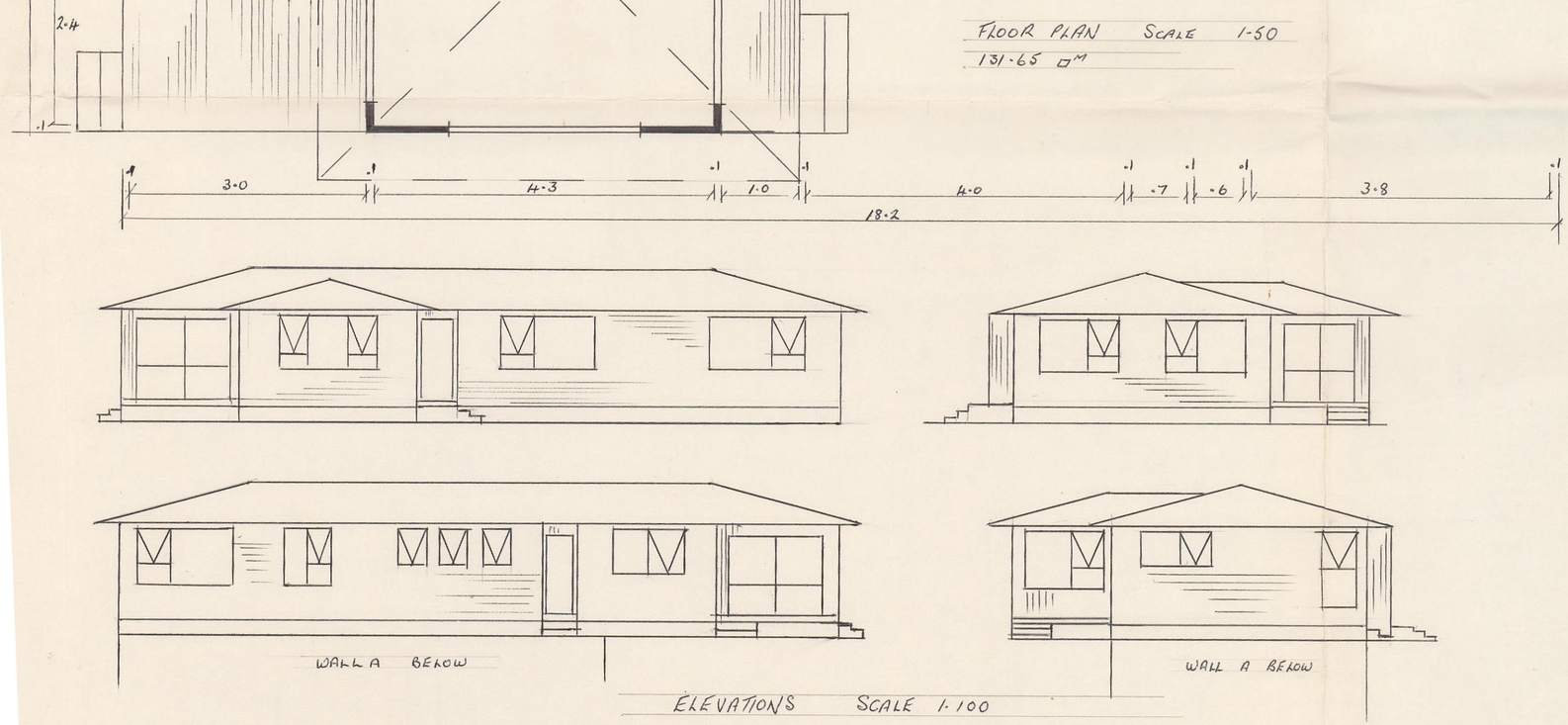

ELEVATIONS SCALE 1·100

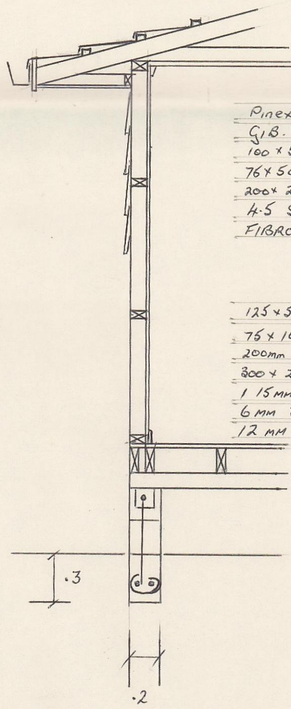

SECTION A-A SCALE 1·25

Proposed New House for MR & MRS D. HILL

DRAWN. D.R. BROCKWAY.


SITE & DRAINAGE SCALE 1:200
PLOT 5 OF LOT 3 DP 4264 800 m²
DINING
KITCHEN
LAUNDRY
WC
BATH
SEWING
BED 3
PANTRY
FRI
HW
LINEN
FAMILY
LOUNGE
BED 1
BED 2
FLOOR PLAN SCALE 1:50
131.65 m²
MARYBANK ROAD
Drainage Longitude SCALE 1:200
Decim Bond Tiles over battens & Paper TRUSSES AT .9 c/c
Pinex CEILINGS
GIB LINNINGS
100 x 50 FRAMING
75 x 50 SOFFIT FRAMING
200 x 25 FASCIA
4.5 SOFFIT LINNING
FIBROPLANK CLADDING
125 x 50 JOISTS
75 x 100 BEARERS
200mm BLOCK FOUNDATION
300 x 200 FOOTINGS
1 15mm ROD TOP 2 BOTTOM
6mm STIRRUPS AT .6 c/c
12 MM STARTERS AT .6 c/c
Proposed New House for D. HILL
DRAWN D.R. BROCKWAY
ELEVATIONS SCALE 1:100
SECTION A-A SCALE 1:25

Site - Drainage Scale 1:200
Plot 6 of Lot 3 DP 1266



Drainage key plan Scale 1:200

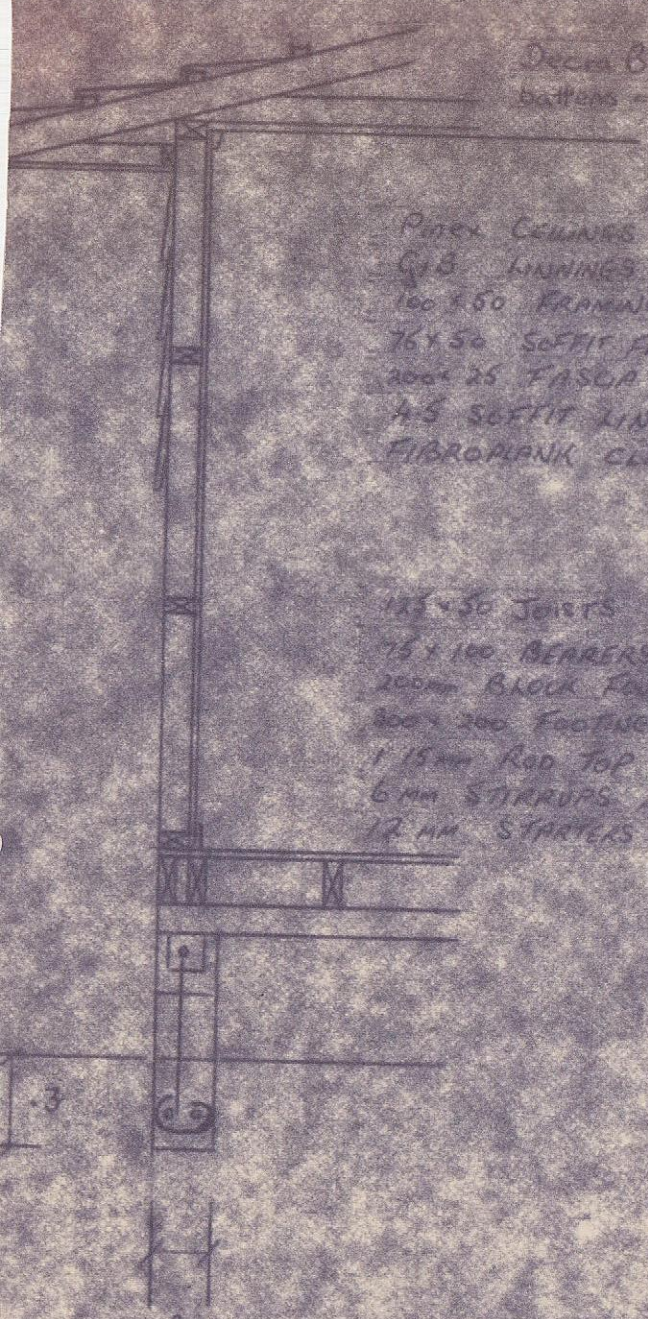

Decra Bond Tiles over battens - Paper Trusses AT .9 c/c

Pinex Ceilings
G/B Linings
100 x 50 Framing
76 x 50 Soffit Framing
200 x 25 Fascia
A/S Soffit Lining
Fibrolank Cladding

125 x 50 Joists
75 x 100 Bearers
200mm Block Foundation
300 x 300 Footings
1 15mm Rod Top 2 Bottom
6mm Stirrups at .6 c/c
12 mm Starters at .6 c/c

Proposed New House for Mr & Mrs
D Hill
Drawn D R Brockway

CTION A-A SCALE 1:25

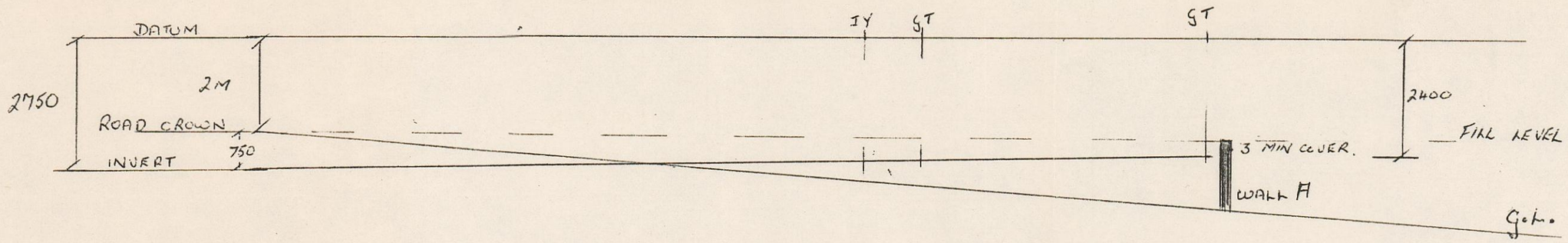

DRAINAGE LONGITUDE SCALE 1·100.

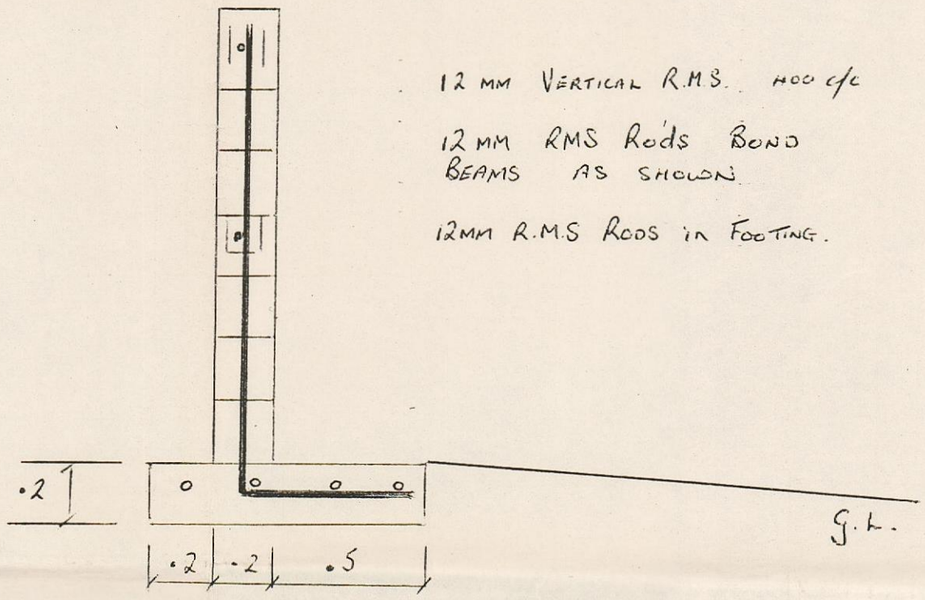

WALL A

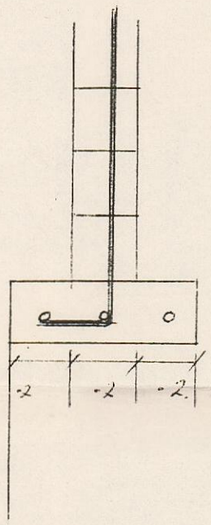

BOUNDRY LINE

WALL B.

Pitoke

1307-30/4

WANGANUI COUNTY COUNCIL

BUILDING AND DRAINAGE PERMITS

DESCRIPTION	NAME OF OWNER	DATE	BUILDING PERMIT NO.	DRAINAGE PERMIT NO.	VALUE	REMARKS
800 Sqm. being Lot 5 on Subd. of Lot 3 DP 4214 CT. Block V Ikitara District	Daniel George Hill	28-9-88 27.6.88.	A005687 F022359	88 —	$40,758. 3.918.-	Erect new Dwelling. Skyline Garage.