

Long-Term Maintenance Plan

Rawhiti Village

130-164 Commerce Street

Frankton 3204

Unit Plan 562098



Report details

Inspection date:	11/01/2022
Inspector:	Jared Fisher



27/01/2022

The Body Corporate Committee
Rawhiti Village
130-164 Commerce Street
Frankton 3204

Dear Committee Members,

Thank you for appointing our company to conduct your Long-Term Maintenance Plan.

Based on our survey of your property's maintenance needs, we recommend that the long-term maintenance fund levies be set at the levels shown in this report.

This forecast should be updated regularly to account for actual changes in construction and maintenance costs, unanticipated changes in the property's condition over time, changes in legal requirements and any discrepancies between the forecast and actual long-term maintenance fund balances. Regular updates also create peace of mind and assist the Body Corporate to manage the risk of litigation from individual owners (current and future) for breaches of its duty to maintain the common property by providing reasonable, up-to-date estimates of the cost of necessary maintenance work and repairs.

Key Report Data Levies Summary – First Financial Year

Levy Per Utility Interest (Total long term maintenance fund levy divided by utility interests)	\$0.00
Total Utility Interests	41207
Total Long Term Maintenance Fund Levy	\$0.00

The data used to arrive at the above figures is in the attached report. It is designed for ease of reading. For your convenience here is your Report Index:

Report Index	Page No.
Owners Report Summary	Section 1
Building Details and Report Inputs Page	2
15 Year Cash Flow Tracking & Graph with New Levies	3
Report Detail	Section 2
15 Year Anticipated Expenditure Table	4
Building Data List from Property Inspection	7
Inspector's Building Report & Building Specific Report Notes	14
Report Notes	15

All services provided by Solutions in Engineering are supplied on the basis of our 'Supply Terms and Conditions' which are available from our Office and from our website www.solutionsinengineering.com

If you have any questions regarding your report or need our specialised services in Professional Safety Reports, Insurance Valuations, Maintenance Reports, Asbestos Audits or Balustrade Testing call us on 1300 136 036 or email enquiry@solutionsinengineering.com.

Yours sincerely,



The Team at Solutions in Engineering

Building Details & Report Inputs

Supplied information

Building Name	Rawhiti Village
Building Address	130-164 Commerce Street Frankton 3204
Unit Plan No.	562098
Plan Type	Unit Plan
Registered Plan Date/Year of Construction	2020
Number of Utility Interests	41207
Number of Units	37
Estimated Long Term Maintenance Fund Balance	\$0
Starting date of Financial Year for Report	1/10/2021
GST Status	Not Registered for GST
Current Long-Term Maintenance Levy per Utility interests	\$0.00

Report assumptions & information

Assumed Interest Rate on invested funds (For funds over \$10,000) Years 1 - 3	1.70%
Assumed Interest Rate on invested funds (For funds over \$10,000) Years 4 - 15	3.00%
Company Taxation Rate	28.00%
Interest on Invested Funds – Based on Assumed Interest Rate minus Company Taxation Rate. Calculated only on Long Term Maintenance Fund balances over \$10,000 - Years 1 - 3	1.22%
Interest on Invested Funds – Based on Assumed Interest Rate minus Company Taxation Rate. Calculated only on Long Term Maintenance Fund balances over \$10,000 - Years 4 - 15	2.16%
Contingency Allowance - For minor and/or unforeseen expenses	10%
Assumed Rate of Inflation for Building Maintenance Costs - Based on average annual building cost increase over the past five years.	3.00%
Forecast Period - Number of years the forecasts	15 years

15 Year Levy Table

Year	Year To	Total Contribution	Contribution per Utility Interest	Quarterly Contribution
1	30/09/2022	0.00	0.00	0.00
2	30/09/2023	43,000.00	1.04	0.26
3	30/09/2024	44,290.00	1.07	0.27
4	30/09/2025	45,618.70	1.11	0.28
5	30/09/2026	46,987.26	1.14	0.29
6	30/09/2027	48,396.88	1.17	0.29
7	30/09/2028	49,848.79	1.21	0.30
8	30/09/2029	51,344.25	1.25	0.31
9	30/09/2030	52,884.58	1.28	0.32
10	30/09/2031	54,471.12	1.32	0.33
11	30/09/2032	56,105.25	1.36	0.34
12	30/09/2033	57,788.41	1.40	0.35
13	30/09/2034	59,522.06	1.44	0.36
14	30/09/2035	61,307.72	1.49	0.37
15	30/09/2036	63,146.95	1.53	0.38

15 Year Cash Flow Tracking Sheet

The table below shows the cash flow starting with the anticipated 'Opening Balance' at the start of the first financial year which you provided to us. We then add the 'Total Levy Contributions' for the year and any 'Interest' on balances greater than \$10,000. Any 'Anticipated Expenses' (including contingency allowance) are then allowed for leaving a 'Closing Balance' for the year which in turn becomes the 'Opening Balance' for the following year. In summary:

$$\text{Opening Balance} + \text{Total Levy Contributions} + \text{Interest} - \text{Anticipated Expenses} = \text{Closing Balance}$$

Year	Year To	Opening Balance	Total Levy Contributions (Exc. GST)	Interest (After Tax)	Anticipated Expenses (Inc. GST)	Closing Balance
1	30/09/2022	0.00	0.00	0.00	0.00	0.00
2	30/09/2023	0.00	43,000.00	105.45	25,713.00	17,392.45
3	30/09/2024	17,392.45	44,290.00	482.36	0.00	62,164.81
4	30/09/2025	62,164.81	45,618.70	1,227.67	56,275.00	52,736.18
5	30/09/2026	52,736.18	46,987.26	1,646.56	0.00	101,370.00
6	30/09/2027	101,370.00	48,396.88	1,621.39	101,008.00	50,380.27
7	30/09/2028	50,380.27	49,848.79	1,626.58	0.00	101,855.64
8	30/09/2029	101,855.64	51,344.25	1,258.12	138,563.00	15,895.01
9	30/09/2030	15,895.01	52,884.58	914.49	0.00	69,694.08
10	30/09/2031	69,694.08	54,471.12	1,651.46	40,946.00	84,870.66
11	30/09/2032	84,870.66	56,105.25	2,439.14	0.00	143,415.05
12	30/09/2033	143,415.05	57,788.41	2,022.60	157,341.00	45,885.06
13	30/09/2034	45,885.06	59,522.06	1,633.96	0.00	107,041.08
14	30/09/2035	107,041.08	61,307.72	2,578.29	36,659.00	134,268.09
15	30/09/2036	134,268.09	63,146.95	3,582.18	0.00	200,997.22

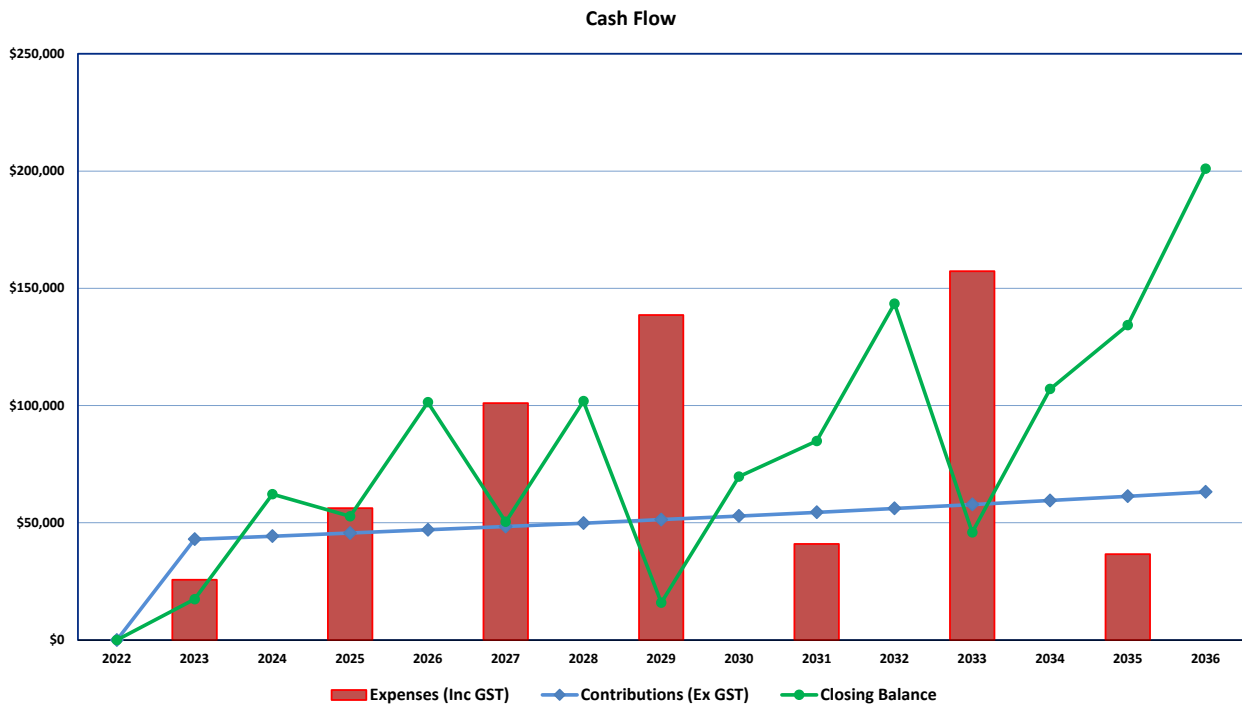
15 Year Cash Flow Graph

The graph below tracks the 'Contributions' (the amount collected in levies), the projected 'Closing balance' of the long-term maintenance fund and the likely 'Expenses' for each year of this plan. The three lines in the graph are:

Contributions line - Total maintenance fund contributions per year.

Expenses line – Total anticipated expenses in each year.

Closing balance line – Shows the amount left in the fund bank account at the end of the year after all anticipated expenses have been allowed for.



Anticipated Expenditures Table Year 1 - 15

This table shows when expenses will occur in the next 15 years. From left to right the columns are:-

'Expenditure Items' - lists the different areas and items of expenditure.

'Current Cost' - shows the current maintenance expenditure costs in today's dollars.

'Year 1' to 'Year 15' - shows the costs in the year in which they occur including the 'Assumed Rate of Inflation' compounded annually until the cost is due.

At the bottom on each column there are three lines. Firstly, a **'Grand Total (Inc. GST)'** followed by a line calculating the **'Contingency Allowance (Inc. GST)'** for unforeseen and minor expenses and finally **'Total Expenses (Inc. GST)'** for that year. Please note: This page rounds figures to the nearest whole dollar.

Expenditure Item	Current Cost	Year 1 (2022)	Year 2 (2023)	Year 3 (2024)	Year 4 (2025)	Year 5 (2026)	Year 6 (2027)	Year 7 (2028)	Year 8 (2029)	Year 9 (2030)	Year 10 (2031)	Year 11 (2032)	Year 12 (2033)	Year 13 (2034)	Year 14 (2035)	Year 15 (2036)
1. PROPERTY EXTERIOR																
Building wash - soft chemical wash recommended	4,743	-	4,885	-	5,183	-	5,498	-	5,833	-	6,189	-	6,565	-	6,965	-
Repaint elevations - soffits	6,600	-	-	-	-	-	-	-	8,117	-	-	-	-	-	-	-
Restain elevations - engineered wood cladding	39,200	-	-	-	-	-	45,444	-	-	-	-	-	54,262	-	-	-
Coloursteel metal cladding - metal repairs (total: 590 m2) -10%	5,452	-	-	-	-	-	-	-	6,705	-	-	-	-	-	-	-
Stone wall cladding repairs - (total: 790 m2) -10%	8,690	-	-	-	-	-	10,074	-	-	-	-	-	12,029	-	-	-
Handrail and balustrade repairs - (total: 50 lm) -50%	1,750	-	-	-	-	-	-	-	2,152	-	-	-	-	-	-	-
Canopy covering - metal repairs and cleaning (total: 180 m2) -10%	1,663	-	-	-	1,817	-	-	-	2,045	-	-	-	2,302	-	-	-
Sub Total (Incl. GST)		0	4,885	0	7,000	0	61,016	0	24,852	0	6,189	0	75,158	0	6,965	0
2. WORK AT HEIGHTS ACCESS																
Elevating working platforms - methods to elevations by contractor - exterior	8,624	-	-	-	-	-	9,998	-	-	-	-	-	11,938	-	-	-
Elevating working platforms - methods to elevations by contractor - exterior	1,452	-	-	-	-	-	-	-	1,786	-	-	-	-	-	-	-
Elevating working platforms - methods to elevations by contractor - interior	1,500	-	-	-	-	-	-	-	1,845	-	-	-	-	-	-	-
Sub Total (Incl. GST)		0	0	0	0	0	9,998	0	3,631	0	0	0	11,938	0	0	0

Expenditure Item	Current Cost	Year 1 (2022)	Year 2 (2023)	Year 3 (2024)	Year 4 (2025)	Year 5 (2026)	Year 6 (2027)	Year 7 (2028)	Year 8 (2029)	Year 9 (2030)	Year 10 (2031)	Year 11 (2032)	Year 12 (2033)	Year 13 (2034)	Year 14 (2035)	Year 15 (2036)
3. ROOFING																
Roof covering - metal repairs and cleaning (total: 1630 m2) -5%	7,577	-	-	-	8,280	-	-	-	9,319	-	-	-	10,488	-	-	-
Flashing repairs and roof inspections	2,590	-	2,668	-	2,830	-	3,003	-	3,185	-	3,379	-	3,585	-	3,804	-
Gutter repairs and clean-outs	2,220	-	2,287	-	2,426	-	2,574	-	2,730	-	2,897	-	3,073	-	3,260	-
Rain heads, down pipes and roof-drains clean-outs	1,480	-	1,524	-	1,617	-	1,716	-	1,820	-	1,931	-	2,049	-	2,173	-
Sub Total (Incl. GST)		0	6,479	0	15,153	0	7,293	0	17,054	0	8,207	0	19,195	0	9,237	0
4. PROPERTY INTERIOR																
Repaint walls, ceilings and doors - entry's, stairwells, hallways and storage areas	38,850	-	-	-	-	-	-	-	47,781	-	-	-	-	-	-	-
Floor - carpet repairs or staged replacement funding (total: 320 m2) -10%	3,054	-	-	-	3,337	-	-	-	3,756	-	-	-	4,227	-	-	-
Entry wall - tile repairs - sealing, grouting and the like (total: 30 m2) -10%	445	-	-	-	486	-	-	-	547	-	-	-	616	-	-	-
Handrail and balustrade repairs – (total: 44 lm) -10%	1,251	-	-	-	1,367	-	-	-	1,539	-	-	-	1,732	-	-	-
Sub Total (Incl. GST)		0	0	0	5,190	0	0	0	53,623	0	0	0	6,575	0	0	0
5. DRIVEWAY AND WALKWAY																
Drainage maintenance - allowance	1,400	-	1,442	-	1,530	-	1,623	-	1,722	-	1,827	-	1,938	-	2,056	-
Driveway - concrete surface repairs and cleaning (total: 1200 m2) -5%	4,500	-	-	-	4,917	-	-	-	5,534	-	-	-	6,229	-	-	-
Driveway - paving repairs and cleaning (total: 286 m2) -10%	2,297	-	-	-	2,510	-	-	-	2,825	-	-	-	3,180	-	-	-
Walkway - concrete surface repairs and cleaning (total: 180 m2) -10%	1,206	-	-	-	1,318	-	-	-	1,483	-	-	-	1,669	-	-	-
Wheel stops - repair or maintain	3,075	-	-	-	-	-	-	-	-	-	4,012	-	-	-	-	-
Security gate repairs or future replacement funding	600	-	618	-	656	-	696	-	738	-	783	-	831	-	881	-
Security gate motor repairs or future replacement funding	900	-	927	-	983	-	1,043	-	1,107	-	1,174	-	1,246	-	1,322	-
Pedestrian gate repairs or future replacement funding	150	-	155	-	164	-	174	-	184	-	196	-	208	-	220	-
Sub Total (Incl. GST)		0	3,141	0	12,078	0	3,536	0	13,593	0	7,992	0	15,301	0	4,479	0
6. FIXTURES AND FITTINGS																
Letterbox replacement	2,759	-	-	-	-	-	-	-	-	-	3,600	-	-	-	-	-
Sub Total (Incl. GST)		0	0	0	0	0	0	0	0	0	3,600	0	0	0	0	0

Expenditure Item	Current Cost	Year 1 (2022)	Year 2 (2023)	Year 3 (2024)	Year 4 (2025)	Year 5 (2026)	Year 6 (2027)	Year 7 (2028)	Year 8 (2029)	Year 9 (2030)	Year 10 (2031)	Year 11 (2032)	Year 12 (2033)	Year 13 (2034)	Year 14 (2035)	Year 15 (2036)
7. FENCING																
Timber paling fence repairs (total: 30 lm) - 10%	283	-	-	-	309	-	-	-	348	-	-	-	392	-	-	-
Metal fence repairs (total: 30 lm) -20%	649	-	-	-	709	-	-	-	798	-	-	-	898	-	-	-
Sub Total (Incl. GST)		0	0	0	1,018	0	0	0	1,146	0	0	0	1,290	0	0	0
8. REFUSE																
Garbage area and fence/gate - maintain	450	-	464	-	492	-	522	-	553	-	587	-	623	-	661	-
Sub Total (Incl. GST)		0	464	0	492	0	522	0	553	0	587	0	623	0	661	0
9. ELECTRICAL																
Light fitting maintenance - common systems only - allowance	800	-	824	-	874	-	927	-	984	-	1,044	-	1,107	-	1,175	-
Electrical maintenance - common systems only - allowance	2,400	-	2,472	-	2,623	-	2,782	-	2,952	-	3,131	-	3,322	-	3,524	-
Security access system upgrades - common systems only - allowance	1,200	-	-	-	1,311	-	-	-	1,476	-	-	-	1,661	-	-	-
Electrical testing - common switchboards only	1,761	-	1,814	-	1,924	-	2,041	-	2,166	-	2,298	-	2,438	-	2,586	-
Sub Total (Incl. GST)		0	5,110	0	6,732	0	5,750	0	7,578	0	6,473	0	8,528	0	7,285	0
10. FIRE PREVENTION																
Passive and alert systems - allowance over and above contracted fire works	2,000	-	2,060	-	2,185	-	2,319	-	2,460	-	2,610	-	2,768	-	2,937	-
Sub Total (Incl. GST)		0	2,060	0	2,185	0	2,319	0	2,460	0	2,610	0	2,768	0	2,937	0
11. WATER																
Plumbing maintenance - common systems only - allowance	1,200	-	1,236	-	1,311	-	1,391	-	1,476	-	1,566	-	1,661	-	1,762	-
Sub Total (Incl. GST)		0	1,236	0	1,311	0	1,391	0	1,476	0	1,566	0	1,661	0	1,762	0
Grand Total (Incl. GST)		0	23,375	0	51,159	0	91,825	0	125,966	0	37,224	0	143,037	0	33,326	0
Contingency Allowance (Incl. GST)		0	2,338	0	5,116	0	9,183	0	12,597	0	3,722	0	14,304	0	3,333	0
Grand Total Expenses (Incl. Contingency Allowance and GST)		0	25,713	0	56,275	0	101,008	0	138,563	0	40,946	0	157,341	0	36,659	0

Building Data List from the Property Inspection for Rawhiti Village

This table has all the data collected by the building inspector while inspecting the complex. The columns from left to right are:-

- 'Items' – identifies and describes the maintenance item
- 'Qty' – lets you know the quantity of that item in scope
- 'Unit' – is the unit rate used to measure the quantity
- 'Rate' – is the cost of each unit in dollars









- 'Value' – is the quantity (Qty) multiplied by the Rate (\$)
- 'Next Due' - is the remaining life in years until an item needs money spent on it.
- 'Total Life' - is the total life the item after it is replaced, repaired or reed.
- 'Comments' – details any useful explanatory notes for the item.

Items	Qty	Unit	Rate (\$)	Value (\$)	Next Due	Total Life	Comments
1. PROPERTY EXTERIOR							
Building wash - soft chemical wash recommended	2710	m2	1.75	4,743.00	2	2	Quotation required
Repaint elevations - soffits	165	m2	40.00	6,600.00	8	8	Quotation required
Restain elevations - engineered wood cladding	980	m2	40.00	39,200.00	6	6	Quotation required
Coloursteel metal cladding - metal repairs (total: 590 m2) -10%	59	m2	92.40	5,452.00	8	8	Future funding or repair as rquired
Stone wall cladding repairs - (total: 790 m2) -10%	79	m2	110.00	8,690.00	6	6	Ongoing maintenance program
Handrail and balustrade repairs - (total: 50 lm) -50%	25	lm	70.00	1,750.00	8	8	Repair as required
Canopy covering - metal repairs and cleaning (total: 180 m2) -10%	18	m2	92.40	1,663.00	4	4	Future funding or repair as rquired
2. WORK AT HEIGHTS ACCESS							
Elevating working platforms - methods to elevations by contractor - exterior	980	m2	8.80	8,624.00	6	6	Quotation required
Elevating working platforms - methods to elevations by contractor - exterior	165	m2	8.80	1,452.00	8	8	Quotation required
Elevating working platforms - methods to elevations by contractor - interior	1	Item	1,500.00	1,500.00	8	8	Quotation required
3. ROOFING							
Roof covering - metal repairs and cleaning (total: 1630 m2) -5%	82	m2	92.40	7,577.00	4	4	Future funding or repair as rquired
Flashing repairs and roof inspections	37	Item	70.00	2,590.00	2	2	Ongoing maintenance program
Gutter repairs and clean-outs	37	Item	60.00	2,220.00	2	2	Ongoing maintenance program
Rain heads, down pipes and roof-drains clean-outs	37	Item	40.00	1,480.00	2	2	Ongoing maintenance program
4. PROPERTY INTERIOR							
Repaint walls, ceilings and doors – entry's, stairwells, hallways and storage areas	1110	m2	35.00	38,850.00	8	8	Quotation required
Floor - carpet repairs or staged replacement funding (total: 320 m2) -10%	32	m2	95.44	3,054.00	4	4	Future funding or repair as rquired
Entry wall - tile repairs - sealing, grouting and the like (total: 30 m2) -10%	3	m2	148.38	445.00	4	4	Ongoing maintenance program
Handrail and balustrade repairs - (total: 44 lm) -10%	4	lm	312.85	1,251.00	4	4	Ongoing maintenance program

Items	Qty	Unit	Rate (\$)	Value (\$)	Next Due	Total Life	Comments
5. DRIVEWAY AND WALKWAY							
Drainage maintenance - allowance	2	Item	700.00	1,400.00	2	2	Ongoing maintenance program
Driveway - concrete surface repairs and cleaning (total: 1200 m2) -5%	60	m2	75.00	4,500.00	4	4	Future funding or repair as required
Driveway - paving repairs and cleaning (total: 286 m2) -10%	28	m2	82.05	2,297.00	4	4	Future funding and repair as required
Walkway - concrete surface repairs and cleaning (total: 180 m2) -10%	18	m2	67.00	1,206.00	4	4	Future funding or repair as required
Wheel stops - repair or maintain	41	Item	75.00	3,075.00	10	10	Repair or replace as required
Security gate repairs or future replacement funding	2	ea	300.00	600.00	2	2	Future funding or repair as required
Security gate motor repairs or future replacement funding	2	ea	450.00	900.00	2	2	Future funding or repair as required
Pedestrian gate repairs or future replacement funding	1	ea	150.00	150.00	2	2	Future funding or repair as required
6. FIXTURES AND FITTINGS							
Letterbox replacement	31	ea	89.00	2,759.00	10	10	Quotation required
7. FENCING							
Timber paling fence repairs (total: 30 lm) -10%	3	lm	94.47	283.00	4	4	Ongoing maintenance program
Metal fence repairs (total: 30 lm) -20%	6	lm	108.16	649.00	4	4	Ongoing maintenance program
8. REFUSE							
Garbage area and fence/gate - maintain	1	Item	450.00	450.00	2	2	Ongoing maintenance program
9. ELECTRICAL							
Light fitting maintenance - common systems only - allowance	4	Item	200.00	800.00	2	2	Ongoing maintenance program
Electrical maintenance - common systems only - allowance	6	Item	400.00	2,400.00	2	2	Ongoing maintenance program
Security access system upgrades - common systems only - allowance	1	Item	1,200.00	1,200.00	4	4	Upgrade as required
Electrical testing - common switchboards only	1	Item	1,761.04	1,761.00	2	2	Regular testing
10. FIRE PREVENTION							
Passive and alert systems - allowance over and above contracted fire works	1	Item	2,000.00	2,000.00	2	2	Ongoing maintenance program
11. WATER							
Plumbing maintenance - common systems only - allowance	2	Item	600.00	1,200.00	2	2	Ongoing maintenance program

Building Photo Section

Item Group	Photo	
PROPERTY EXTERIOR		
WORK AT HEIGHTS ACCESS		
ROOFING		

Item Group	Photo	
		
PROPERTY INTERIOR		
		
DRIVEWAY AND WALKWAY		

Item Group	Photo	
		
FIXTURES AND FITTINGS		
FENCING		

Item Group	Photo	
REFUSE		
ELECTRICAL		
FIRE PREVENTION		

Item Group	Photo
	
WATER	

Inspector's Report for Rawhiti Village

1. **INFLATION** - It is necessary to offset the effects of inflation of construction materials and labour costs and to ensure that adequate funds are available to provide for major works which frequently become necessary as the property ages, but cannot be reliably forecast this far in advance. Based on historical data and current trends, we anticipate that construction and maintenance costs will increase by 50% every 15 years. The fund balance will be reviewed in light of current price levels and the state of the property at the time of each update.
2. **UPDATES** - We recommend that this report be updated every 3 years to ensure that it captures market variations and any changes to the property itself.
3. **FINANCIAL YEAR ALREADY STARTED** - Starting levies in this report have already been set. Any adjustments will be made from the following financial year onwards.
4. **HARSH ENVIRONMENT** - A harsh environment can shorten the service life of many items and will lead to accelerated wear and tear on a wide range of surfaces and materials. Any signs of corrosion or deterioration should be assessed and rectified as soon as possible.
5. **PAINT WITHIN LOT BOUNDARIES** - The measurements and estimated costs for painting include all surfaces identified by the inspector, including those within lot boundaries. While the maintenance costs of some of these surfaces are technically the responsibility of the individual lot owners, it is usual to include the painting of these areas to preserve the appearance of the property and to reduce overall costs for individual lot owners.
6. **PAINT QUOTATIONS** - It is recommended that quotations are obtained for painting well in advance of when the work is to be carried out to allow for any shortfall or excess in funds. The costs estimated for painting are as accurate as possible but will vary from actual painting quotations.
7. **PAINT SERVICE-LIFE** - Paint serves to protect a surface as well as improving its appearance. Paint seals the surface from water, salt, or air pollutants. Although paint may hold its appearance for at least ten years before cracking and/or peeling occurs, it may become porous and lose its protective abilities before this point.
8. **ELEVATING WORKING PLATFORMS** - Funds allocated for elevating working platforms (EWP's) can be used for many types of access equipment including, but not limited to; scaffolding, boom lifts, cherry pickers, etc.
9. **BITUMEN SURFACES** - Bitumen surfaces are more susceptible to environmental factors than other areas of the property. It is important that any deterioration is addressed promptly, as the deterioration of bitumen tends to accelerate when not maintained, significantly increasing overall maintenance costs.
10. **SURFACE CLEANING** - Surface cleaning may be carried out using high pressure water or a chemical wash. Care should be taken to meet relevant water restrictions.
11. **BOUNDARY FENCES OR WALLS** - Maintenance of fences or walls between properties is regulated under the Neighbourhood Disputes (Dividing Fences and Trees) Act 2011, which states that neighbours have equal responsibility for dividing fences or walls (excluding retaining walls). As such, a 50% rate has been used for all maintenance work on boundary fences or walls.
12. **METAL ROOFS** - Metal roofs may have a service life of 60 years or more with proper care and maintenance.

Report Notes

Long-Term Maintenance Plan (NZ)

This forecast satisfies the current requirements of Section 116 of the Unit Titles Act 2010 and Section 30 of the Unit Titles Regulations 2011. The Regulations state:-

116 Long-term maintenance plans

- (1) *A body corporate must establish and regularly maintain a long-term maintenance plan.*
- (2) *A long-term maintenance plan must cover a period of at least 10 years from the date of the plan or the last review of the plan.*
- (3) *The purpose of a long-term maintenance plan is to –*
 - (a) *Identify future maintenance requirements and estimate the costs involved; and*
 - (b) *Support the establishment and management of the funds; and*
 - (c) *Provide a basis for the levying of owners of principal units; and*
 - (d) *Provide ongoing guidance to the body corporate to assist it in making its annual maintenance decisions.*

30 Long-term maintenance plans

- (1) *A long-term maintenance plan must—*
 - (a) *cover—*
 - (i) *the common property, building elements, and infrastructure of the unit title development; and*
 - (ii) *any additional items that the body corporate has decided by ordinary resolution to include in the plan; and*
 - (b) *identify those items that the body corporate may decide by ordinary resolution not to maintain for any period during the lifetime of the plan; and*
 - (c) *state the period covered by the plan; and*
 - (d) *state the estimated age and life expectancy of each item covered by the plan; and*
 - (e) *state the estimated cost of maintenance and replacement of each item covered by the plan; and*
 - (f) *state whether there is a long-term maintenance fund; and*
 - (g) *if there is a long-term maintenance fund, state the amount determined by the body corporate to be applied to maintain the fund each year; and*
 - (h) *state who has prepared the plan.*
- (2) *A body corporate must carry out a review of its plan once every 3 years.*
- (3) *Subject to subclause (2), a body corporate may carry out a review of its plan as frequently as it considers necessary.*

Figures used and updates - The figures used in the forecast are typical for this type of building and normal usage. The Body Corporate has some discretion in the timing of most maintenance items. The purpose of this plan is to ensure monies are available when required to cover foreseeable expenses.

Contingency - A contingency has been allowed for any unforeseen expenses. Please refer to the second page of the report.

Interest, Taxation and Inflation - The standard interest rate used by Solutions in Engineering is based on Reserve Bank of New Zealand's historical interest rates for the previous fifteen years. The company tax rate is applied to interest income unless Solutions in Engineering is advised that the Body Corporate is exempt from tax on external income. The standard inflation rate used by Solutions in Engineering is based upon RBNZ historical data for Construction Producer Price inflation, commencing December 1997. While historical figures are not an accurate predictor of specific future outcomes, over the life of this report (fifteen years), interest rates and inflation should approach long-term averages. Changes in economic conditions may affect the accuracy of these figures. This report should be updated at regular intervals to ensure that any such changes are taken into account.

Leaky Buildings - The requirement for a Long Term Maintenance Plan applies to all buildings whether they are a leaky building or not. A Long Term Maintenance Plan assesses the typical maintenance costs and useful lives of building components based on the building being properly and professionally constructed. It is important to note that this report is not a Leaky Building Report. A full leaky building report requires destructive testing, engineering assessment, specification writing and the calling of competitive tenders to ascertain full costs. A Long Term

Maintenance Plan obviously does not involve this process. However the report will calculate the remaining life of each building component based on its condition at the time of inspection so deterioration caused by a leaky building issue will affect this part of the building data collected.

Safety - The inspection does not cover safety issues.

Lifts - Due to the many types of lift contracts covering varying parts and aspects of lift maintenance, no allowance is made unless instructed by the Body Corporate Committee/Representative.

Fire Maintenance – We have assumed that the Fire Maintenance Contractor has covered the Fire Maintenance Items; no allowance is made unless instructed by the Body Corporate Committee/Representative.

Items with Indefinite Lives - There is no allowance for replacement of items that, if properly maintained, should last indefinitely, (unless otherwise requested by the body corporate); for example: sanitary fittings and lift carriage interiors. This plan deals only with estimating the timing of physical obsolescence.

Improvements - The Body Corporate may resolve to undertake improvements not related to normal maintenance. No allowance has been made for these items unless instructed.

Defects - No allowance has been made for correction of defects resulting from faulty construction except where nominated in the report. The inspectors report summarises only issues observed during our inspection and is not a structural report.

Ongoing Maintenance Programs - The lives of some items overall may have been extended indefinitely due to the use of an ongoing maintenance program. When there is any doubt in our minds about how and when an item may need replacement or maintenance, we give control to the Body Corporate. With allowances for ongoing maintenance programs, allow funds to be available for maintenance, gradual replacement or in some cases accumulation of funds for total replacement in the long term. The lives of some items can vary considerably, especially with issues such as:

- Usage.
- Accidental damage to floor tiles, which may or may not be still available or in stock.
- Fences can be maintained and replaced gradually or all at once.
- Metal and Aluminium Balustrades can last anywhere between 10 and 50 years, depending on the original quality, coatings (painting) and maintenance.
- Concrete driveways that have been cracked but are still perfectly sound and serviceable.
- Pumps and Fans can last indefinitely or wear out relatively quickly. This often depends on the quality of internal construction and finish.

Updates - The forecast is made with the best available data at this time. The forecast must be reviewed at least once every three years (Unit Titles *Regulations 2011, Section 30(2)*). We recommend a minimum of bi-annual updates.

Supply terms and conditions - All services provided by Solutions in Engineering are supplied on the basis of **Supply Terms and Conditions** which are available from our Office and from our website www.solutionsinengineering.com

Please read the information and the notes on the Inspector's report to gain the most from this report.