

**APPLICATION FOR BUILDING CONSENT  
FOR INSTALLATION OF SOLID FUEL HEATER**

(Section 33, Building Act 1991)

FAR NORTH DISTRICT COUNCIL

Building Consent No. 20031739

106774


**APPLICANT**

Applicant's Name : EJ Williams *Paper work to Wagoner Please* Telephone: 4084132

Mailing Address : RD2 Duncans rd Kaitaia

Installer's Name : WAGENER STOVES "LION" LTD. Telephone : \_\_\_\_\_

Address : 5 ALLEN BELL DRIVE, KAITAIA  
PHONE/FAX (09) 408-2469



**PROJECT**

Make & Model of Heater : Hobson

Serial No. : \_\_\_\_\_

Type of Installation :  Free Standing     In-Built     Other

Type of Chimney :     Brick     Pumice     Block     Other

Water Booster :     Yes     No

Estimated Value of Heater (incl. Installation) : \$ 2500

**PROJECT LOCATION**

3309617

Street Address : 1278 Duncans rd

Legal Description (as shown on Certificate of Title) : \_\_\_\_\_

Area : 305.0077 m<sup>2</sup>/ha    Valuation No. : 85-54100

**PLEASE PROVIDE:**

1. Floor Plan showing location of heater.
2. Two copies of manufacturer's installation instructions

**FEE PAYABLE :**

**Free Standing: \$115.00** ←  
**In-built: \$140.00**

• **PLEASE NOTE** that the installation of fuel heaters must be in accordance with the manufacturer's installation instructions and NZS 7421 1985 and are to **have seismic restraints** to comply with B1.3.3 of the Building Regulations.

• SIGNED : [Signature]    DATE : 13 / 5 / 03

Receipt : \_\_\_\_\_ Amount Paid : \$ \_\_\_\_\_ Date : \_\_\_\_ / \_\_\_\_ / \_\_\_\_

Kaikohe Service Centre  
Memorial Avenue  
Private Bag 752  
KAIKOHE

Telephone : 0800-920-029  
Fax : (09) 401-2137

File 85-54-00

**INSPECTION SHEET** **ABA 20031739**

NAME: WILLIAMS, E Telephone: 09 4082469  
 MAILING ADDRESS: 5 ALLEN BELL DRIVE, KAITAIA  
 BUILDER: Telephone:  
 ADDRESS:  
 CONTACT PERSON: WAGENER STOVES Telephone:  
 MAILING ADDRESS: 5 ALLEN BELL DRIVE, KAITAIA

**PROJECT**

- New building Area: \_\_\_\_\_ m<sup>2</sup> Intended Use(s):  
 Relocated building Area: \_\_\_\_\_ m<sup>2</sup>  
 Alteration Area: \_\_\_\_\_ m<sup>2</sup> Description of Work: INSTALL FREESTANDING  
 Demolition Area: \_\_\_\_\_ m<sup>2</sup> FIREPLACE  
 Plumbing/Drainage only Intended life:  
 Other  Indefinite but not less than 50 years  
 Specified as years.

**PROJECT LOCATION**

Street Address: 1278 DUNCANS ROAD  
 Legal Description  
 Area: \_\_\_\_\_ m<sup>2</sup> Valuation No: 085-541-00 Ward:

| Date of Inspection | Inspection Remarks / Comments     |
|--------------------|-----------------------------------|
| 18-8-03            | Fire & health secured of 10 issue |
|                    | CCC B Jones                       |
|                    |                                   |
|                    |                                   |
|                    |                                   |
|                    |                                   |
|                    | Issued 24/8/03                    |
|                    |                                   |
|                    |                                   |
|                    |                                   |
|                    |                                   |
|                    |                                   |

**PRIORITY: TO BE PROCESSED UNDER BOTH TDP AND PDP PLANS**

**BUILDING CONSENT NO ABA 20031739  
TRACKING SHEET**

|                    |                                       |              |                  |
|--------------------|---------------------------------------|--------------|------------------|
| <b>NAME:</b>       | <b>WILLIAMS, E</b>                    | <b>DATE:</b> | <b>15-May-03</b> |
| <b>VAL NO:</b>     | <b>085-541-00</b>                     |              |                  |
| <b>LEGAL DESC:</b> |                                       |              |                  |
| <b>BUILDING:</b>   | <b>INSTALL FREESTANDING FIREPLACE</b> |              |                  |
| <b>LOCATION</b>    | <b>1278 DUNCANS ROAD</b>              |              |                  |

|                         |                |
|-------------------------|----------------|
| <b>RESOURCE PLANNER</b> |                |
| <b>DATE:</b>            | <b>SIGNED:</b> |
| <b>CONDITIONS:</b>      |                |

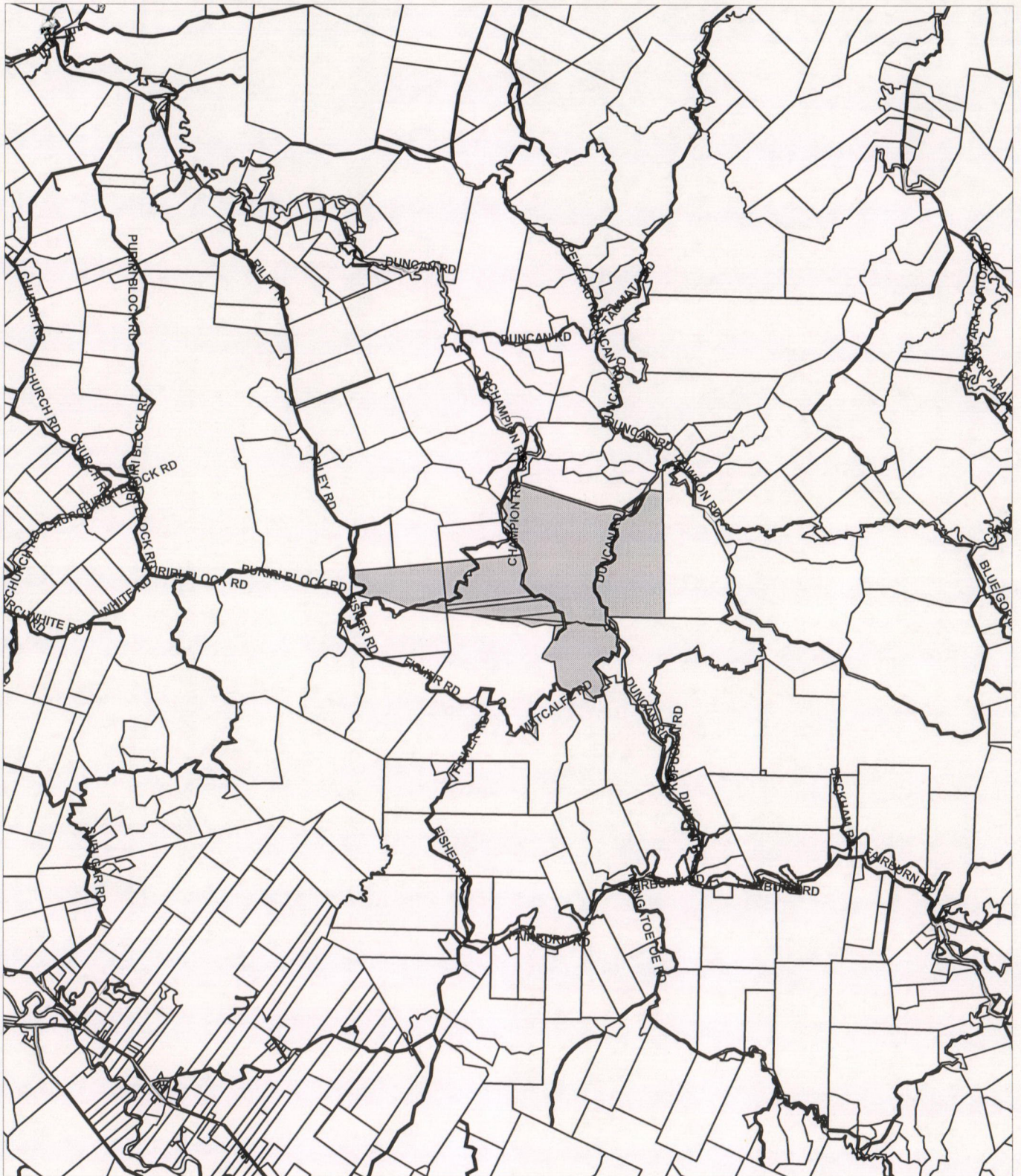
|                             |                |
|-----------------------------|----------------|
| <b>DEVELOPMENT ENGINEER</b> |                |
| <b>DATE:</b>                | <b>SIGNED:</b> |
| <b>CONDITIONS:</b>          |                |

|                              |                |
|------------------------------|----------------|
| <b>PLUMBING AND DRAINAGE</b> |                |
| <b>DATE:</b>                 | <b>SIGNED:</b> |
| <b>CONDITIONS:</b>           |                |

|                           |                |
|---------------------------|----------------|
| <b>BUILDING INSPECTOR</b> |                |
| <b>DATE:</b>              | <b>SIGNED:</b> |
| <b>CONDITIONS:</b>        |                |


|                    |                |
|--------------------|----------------|
| <b>OTHER:</b>      |                |
| <b>DATE:</b>       | <b>SIGNED:</b> |
| <b>CONDITIONS:</b> |                |

| Enter Swimming Pool Register | BWOF / Compliance Schedule Required | NRC Septic Tank Booklet | New Sewer Connection | Number of Inspections |
|------------------------------|-------------------------------------|-------------------------|----------------------|-----------------------|
|                              |                                     |                         |                      |                       |



Property Location: DUNCAN RD 85  
 WILLIAMS EDWIN JOHN  
 00085-541-00  
 LOTS 3 9 DP 130806 LOT 1 DP 204526 LOTS 1-6 DP 204527 SECS 1-3 SO 69510 ALLOTS NW64 140 PT A

Property Area: 305.008ha.



**Far North District Council**

# PROPERTY INQUIRY

This map is for illustration purposes only and is not necessarily accurate to surveying, engineering or ortho-photographic standards. While every effort has been made to ensure correctness and timeliness of the information presented, Far North District Council assumes no responsibility for errors or omissions.

LINZ Digital Licence No AK 350/1/1 CROWN COPYRIGHT RESERVED

Date: 16/5/3



# YUNCA

A division of Terry Young Ltd.

# HOBSON

## 2002

### INSTALLATION INSTRUCTIONS HOBSON FREESTANDING WOOD BURNER TESTED TO NZS 7421-1990

- A. Manufacturer recommends competent trade's persons carry out all installations.  
e.g. (Space Heater Installer) to obtain maximum performance and maintenance free heating.
- B. A permit is normally required and we suggest you check with your local building inspectors as by-laws can vary from area to area. Also notify your Insurance Company that a space heater has been installed.
- C. Hearth-
1. Must extend at least 200mm Wood in front of heater Door.
  2. Must extend at least 100mm on each side of heater.
  3. Spill Ash hearth must be constructed of non-combustible material.
- D. Manufacturers recommend minimum clearances from combustible walls.

| Applied Research tested to NZS 7421-1990        | Wood  |
|---|-------|
| Rear Clearance (with YUNCA flue guard fitted)   | 130mm |
| Side Clearance (with YUNCA flue guard fitted)   | 280mm |
| Corner Clearance (with YUNCA flue guard fitted) | 100mm |

- E. FLUE KIT
- |  |                         |
|--|-------------------------|
| 1. 3.6 m x 150 mm stainless steel flue | 4. 2 x spider brackets  |
| 2. 1 x weather cap & cowl              | 5. 1 x ceiling tile     |
| 3. 2 x 900 mm 250mm galvanised liner   | 6. 1 x secondary shield |

NOTE: All joints must be sealed with flue sealing compound & screwed or riveted together, including the first length of flue being screwed to flue spigot.

- G. YUNCA FLUE GUARD KIT (Accessory kits also available)
- |                                 |                                 |
|---------------------------------|---------------------------------|
| 1. 1 x 1200mm length back guard | 2. 1 x 1200mm perf. front guard |
| 3. 1 x 900mm back guard         |                                 |

Fig 5. Combustible Wall.

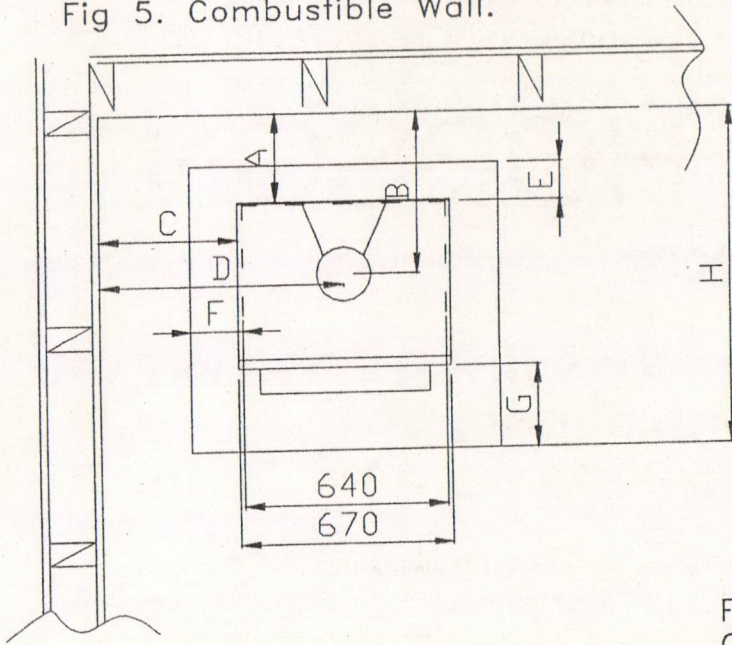
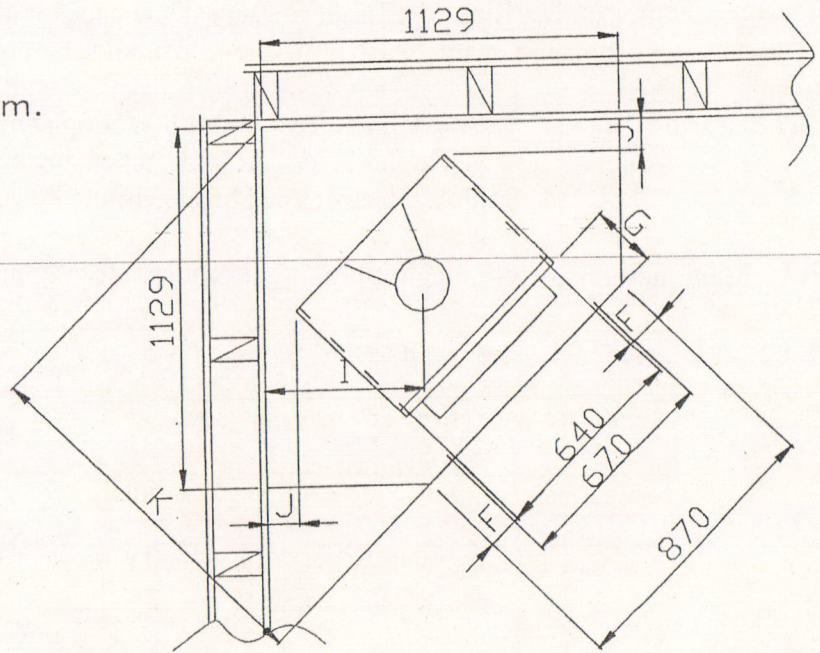


Fig 6. Combustible Wall Corner installation.



All Dimensions in mm.

## Wood Fire

MINIMUM COMBUSTION WALL CLEARANCES WITH STANDARD FLUE GUARD

|      | A   | B   | C   | D   | E | F   | G   | H   | I   | J   | K    |
|------|-----|-----|-----|-----|---|-----|-----|-----|-----|-----|------|
| Wood | 130 | 345 | 280 | 615 | 0 | 100 | 200 | 820 | 500 | 100 | 1165 |



# YUNCA

A division of Terry Young Ltd.

## HOBSON

### 2002

## INSTALLATION INSTRUCTIONS HOBSON FREESTANDING WOOD BURNER TESTED TO NZS 7421-1990

- A. Manufacturer recommends competent trade's persons carry out all installations. e.g. (Space Heater Installer) to obtain maximum performance and maintenance free heating.
- B. A permit is normally required and we suggest you check with your local building inspectors as by-laws can vary from area to area. Also notify your Insurance Company that a space heater has been installed.
- C. Hearth-
  - 1. Must extend at least 200mm Wood in front of heater Door.
  - 2. Must extend at least 100mm on each side of heater.
  - 3. Spill Ash hearth must be constructed of non-combustible material.
- D. Manufacturers recommend minimum clearances from combustible walls.

| Applied Research tested to NZS 7421-1990        | Wood  |
|---|-------|
| Rear Clearance (with YUNCA flue guard fitted)   | 130mm |
| Side Clearance (with YUNCA flue guard fitted)   | 280mm |
| Corner Clearance (with YUNCA flue guard fitted) | 100mm |

- E. FLUE KIT
  - 1. 3.6 m x 150 mm stainless steel flue
  - 2. 1 x weather cap & cowl
  - 3. 2 x 900 mm 250mm galvanised liner
  - 4. 2 x spider brackets
  - 5. 1 x ceiling tile
  - 6. 1 x secondary shield

NOTE: All joints must be sealed with flue sealing compound & screwed or riveted together, including the first length of flue being screwed to flue spigot.

- G. YUNCA FLUE GUARD KIT (Accessory kits also available)
  - 1. 1 x 1200mm length back guard
  - 2. 1 x 1200mm perf. front guard
  - 3. 1 x 900mm back guard

Fig 5. Combustible Wall.

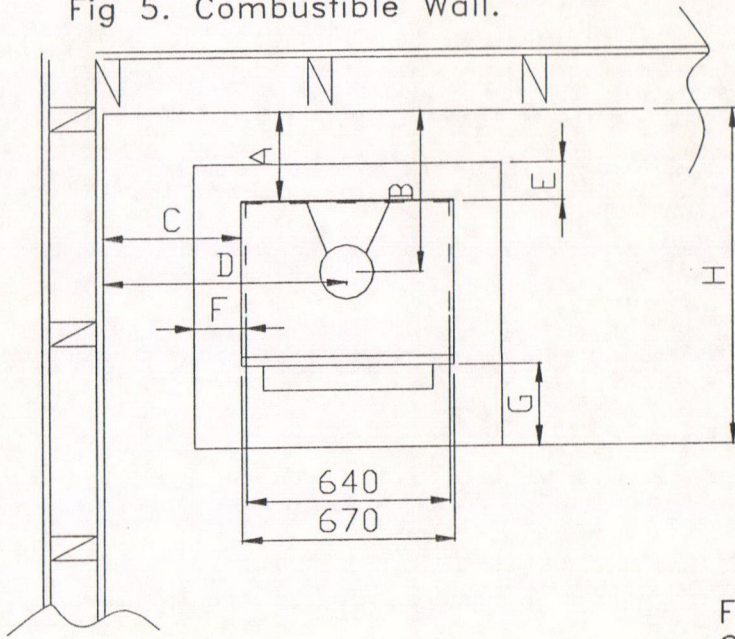
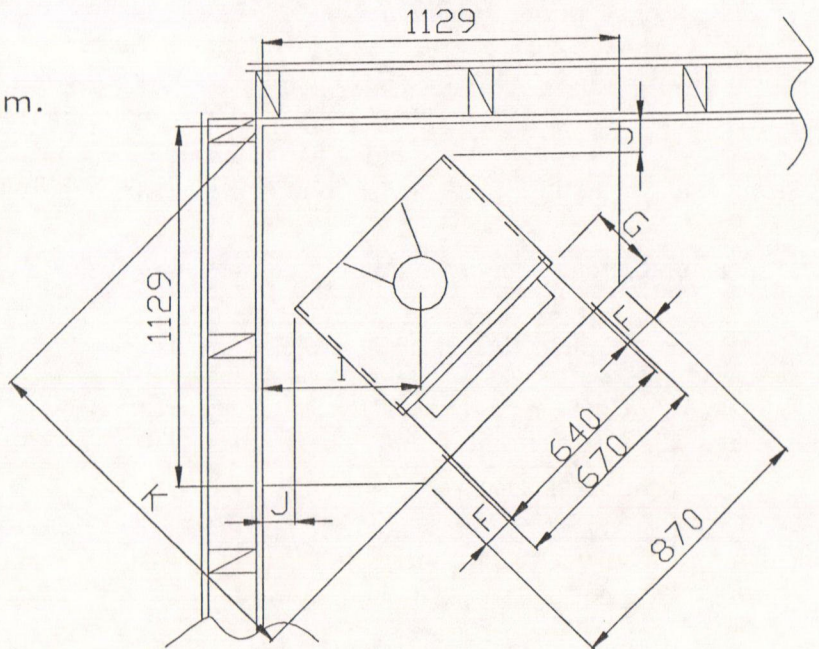


Fig 6. Combustible Wall Corner installation.



All Dimensions in mm.

### Wood Fire

MINIMUM COMBUSTION WALL CLEARANCES WITH STANDARD FLUE GUARD

|      | A   | B   | C   | D   | E | F   | G   | H   | I   | J   | K    |
|------|-----|-----|-----|-----|---|-----|-----|-----|-----|-----|------|
| Wood | 130 | 345 | 280 | 615 | 0 | 100 | 200 | 820 | 500 | 100 | 1165 |



# YUNCA

A division of Terry Young Ltd.

# HOBSON

## 2002

### INSTALLATION INSTRUCTIONS HOBSON FREESTANDING WOOD BURNER TESTED TO NZS 7421-1990

- A. Manufacturer recommends competent trade's persons carry out all installations. e.g. (Space Heater Installer) to obtain maximum performance and maintenance free heating.
- B. A permit is normally required and we suggest you check with your local building inspectors as by-laws can vary from area to area. Also notify your Insurance Company that a space heater has been installed.
- C. Hearth-
  - 1. Must extend at least 200mm Wood in front of heater Door.
  - 2. Must extend at least 100mm on each side of heater.
  - 3. Spill Ash hearth must be constructed of non-combustible material.
- D. Manufacturers recommend minimum clearances from combustible walls.

| Applied Research tested to NZS 7421-1990        | Wood  |
|---|-------|
| Rear Clearance (with YUNCA flue guard fitted)   | 130mm |
| Side Clearance (with YUNCA flue guard fitted)   | 280mm |
| Corner Clearance (with YUNCA flue guard fitted) | 100mm |

- E. FLUE KIT
  - 1. 3.6 m x 150 mm stainless steel flue
  - 2. 1 x weather cap & cowl
  - 3. 2 x 900 mm 250mm galvanised liner
  - 4. 2 x spider brackets
  - 5. 1 x ceiling tile
  - 6. 1 x secondary shield

NOTE: All joints must be sealed with flue sealing compound & screwed or riveted together, including the first length of flue being screwed to flue spigot.

- G. YUNCA FLUE GUARD KIT (Accessory kits also available)
  - 1. 1 x 1200mm length back guard
  - 2. 1 x 1200mm perf. front guard
  - 3. 1 x 900mm back guard

Fig 5. Combustible Wall.

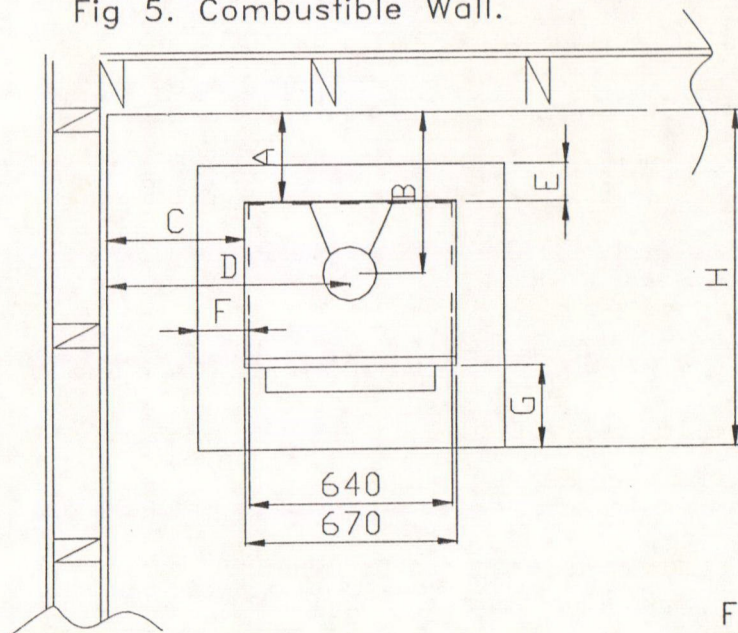
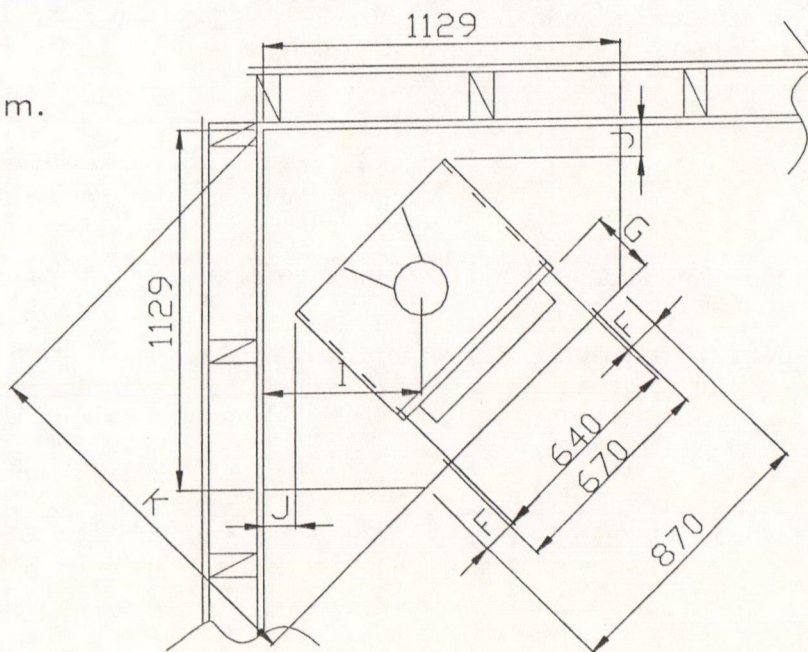


Fig 6. Combustible Wall Corner installation.



All Dimensions in mm.

## Wood Fire

MINIMUM COMBUSTION WALL CLEARANCES WITH STANDARD FLUE GUARD

|      | A   | B   | C   | D   | E | F   | G   | H   | I   | J   | K    |
|------|-----|-----|-----|-----|---|-----|-----|-----|-----|-----|------|
| Wood | 130 | 345 | 280 | 615 | 0 | 100 | 200 | 820 | 500 | 100 | 1165 |

**INSPECTION SHEET****ABA 20031739**NAME: E J & EL WILLIAMSTelephone: 09 408 2469MAILING ADDRESS: 5 ALLEN BELL DRIVE, KAITAIA 0500

BUILDER:

Telephone:

ADDRESS:

CONTACT PERSON: WAGENER STOVES

Telephone:

MAILING ADDRESS: 5 ALLEN BELL DRIVE, KAITAIA 0500**PROJECT** New building Area: \_\_\_\_\_ m<sup>2</sup> Intended Use(s): Relocated building Area: \_\_\_\_\_ m<sup>2</sup> Alteration Area: \_\_\_\_\_ m<sup>2</sup> Description of Work: Demolition Area: \_\_\_\_\_ m<sup>2</sup> Plumbing/Drainage only Intended life: Other Indefinite but not less than 50 years Specified as years.**PROJECT LOCATION**Street Address: DUNCAN ROAD KAITAIA*Road No 1278*Legal Description: LOT 6 DP 204527Area: \_\_\_\_\_ m<sup>2</sup>Valuation No: 85-541-00

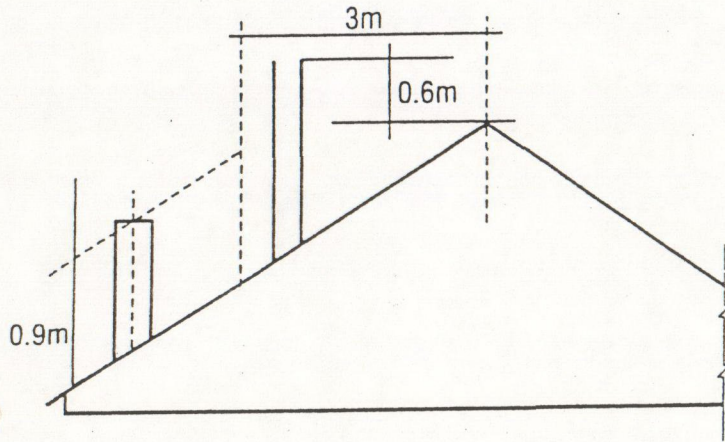
Ward:

| Date of Inspection   | Inspection Remarks / Comments          |
|----------------------|--|
| <i>18-8-03 11:30</i> | <i>FINAL Five installed ok B/B and</i> |
|                      | <i>+ Smoke Al. ok pool CC</i>          |
|                      |  |
|                      |  |
|                      |  |
|                      |  |
|                      |  |
|                      |  |
|                      |  |
|                      |  |
|                      |  |
|                      |  |

## Flue Installation

The Stove uses a 150mm diameter flue.

It is imperative that the connection between the flue and the flue spigot is sealed using a recommended flue sealant. If an offset is required it should be as steep as possible to enable ease of cleaning and extra flue height may be required to compensate for lack of draft.



The top of the flue system should be at least 900mm above the roof or at least 600mm higher than the obstacle or ridge within 3 metres of the flue.

A total minimum vertical flue height ABOVE the heater of 3.6 metres is normally required for adequate draft of .06" - 10" water gauge.

Joints between sections of the flue pipes are push fitted so that the upper section enters the bottom section and SEALED using a flue sealant.

Secure to prevent separation using 3 stainless steel self tapping screws or pop rivets.

The ceiling plate size is to be 340mm x 340mm with a 175mm diameter hole and is fitted with 10mm spacers off the ceiling.

Only flue systems which comply with the NZS 7421 1990 should be used.

Follow flue manufacturers instructions.

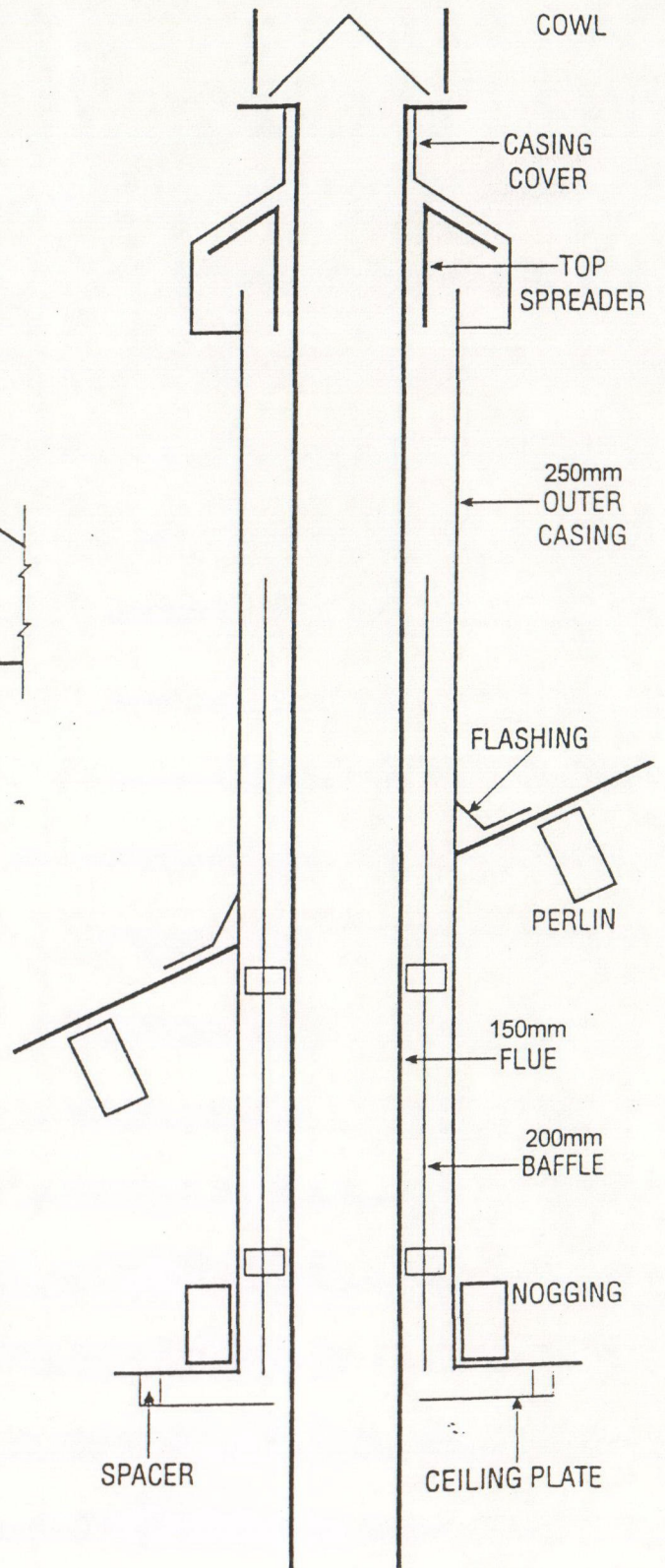


Fig 5. Combustible Wall.

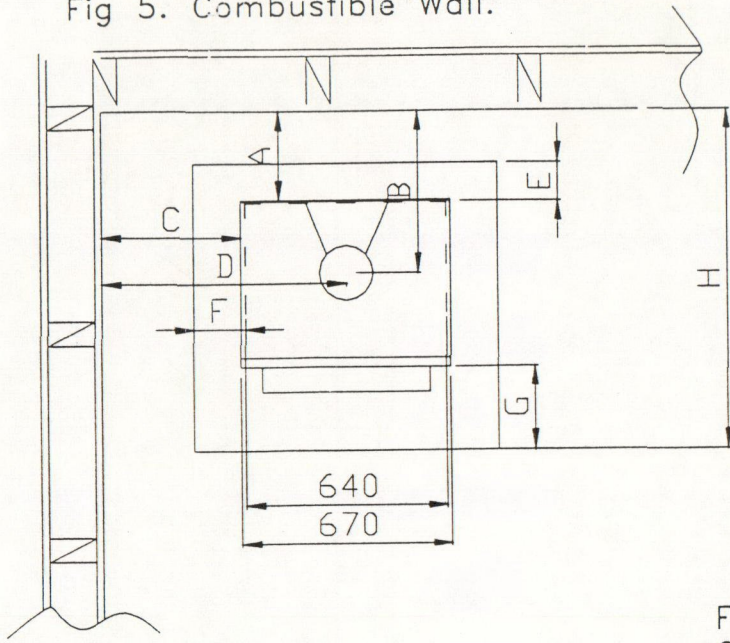
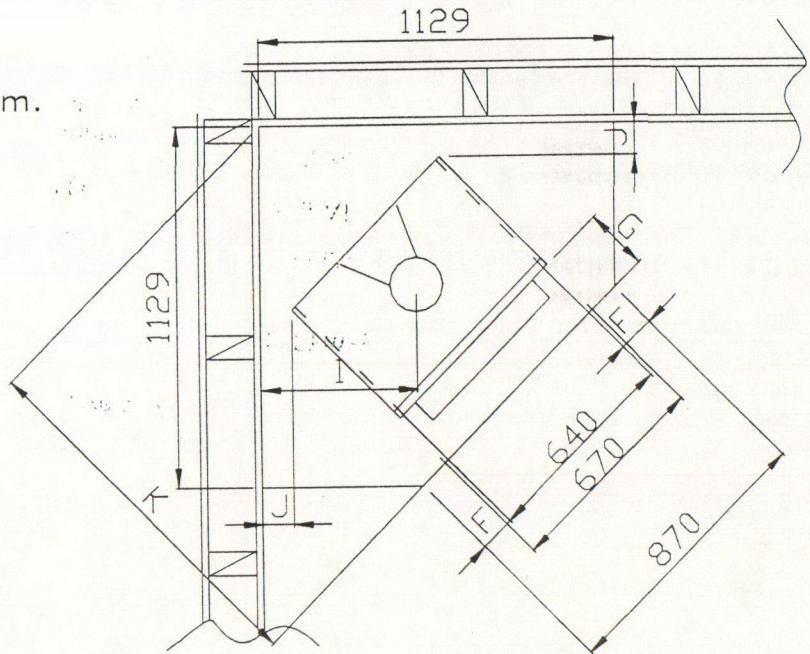


Fig 6. Combustible Wall Corner installation.



All Dimensions in mm.

## Wood Fire

### MINIMUM COMBUSTION WALL CLEARANCES WITH STANDARD FLUE GUARD

|      | A   | B   | C   | D   | E | F   | G   | H   | I   | J   | K    |
|------|-----|-----|-----|-----|---|-----|-----|-----|-----|-----|------|
| Wood | 130 | 345 | 280 | 615 | 0 | 100 | 200 | 820 | 500 | 100 | 1165 |



# FAR NORTH DISTRICT COUNCIL

Private Bag 752, Memorial Ave, KAIKOHE 0400  
Freephone: 0800 920 029, Ph: (09) 405 2750, Fax: (09) 401 2137  
Email: ask.us@fndc.govt.nz, Website: www.fndc.govt.nz

6 August 2003

Edwin J Williams  
C/- Wagener Stoves Ltd  
5 Allen Bell Drive  
KAITAIA 0500

Dear Sir,

**RE: BUILDING CONSENT 20031739 Install Freestanding Fireplace**

We have been advised that your project is now completed, however, before we can issue a Code Compliance Certificate, we are required to do a Final Inspection of this project.

Please contact our office on 0800 920 029 to arrange a suitable time, quoting your Building Consent Number 20031739.

Yours Faithfully,

Sheryl Hansford

Environmental Support Officer



**FAR NORTH DISTRICT COUNCIL**

**ADVICE OF COMPLETION OF BUILDING WORK  
UNDER SECTION 43(1) BUILDING ACT 1991**

**APPLICABLE TO BUILDING CONSENT NUMBER  
ABA 20031739**

Applicant: WILLIAMS, EDWIN JOHN

Mailing Address: C/- WAGENER STOVES LIMITED  
5 ALLEN BELL DRIVE  
KAITAIA 0500

Legal Description: LOT 6 DP 204527 SEC  
Valuation No: 00085 54100  
Property ID: 3309817

Property Address: DUNCAN ROAD, NORTHERN  
Description of Work: INSTALL FREESTANDING FIREPLACE  
Contact: WAGENER STOVES  
Telephone: 09 4082469

Received:  
15 JUL 2003  
*EW 7/0654*

**(CROSS EACH APPLICABLE BOX AND ATTACH RELEVANT DOCUMENTS)**

1. I wish to advise Council that:

|                                     |           |
|-------------------------------------|-----------|
| <input checked="" type="checkbox"/> | all,      |
| <input type="checkbox"/>            | part only |

of the building work under the above building consent has been completed to the extent required by the building consent.

2. Council is requested to issue:

|                                     |             |
|-------------------------------------|-------------|
| <input checked="" type="checkbox"/> | a final, or |
| <input type="checkbox"/>            | an interim  |

Code Compliance Certificate accordingly (except where a Code Compliance Certificate has been issued by a building certifier as stated below).

3. The attached particulars include:

|                          |  |
|--------------------------|--|
| <input type="checkbox"/> | Building Certificates                          |
| <input type="checkbox"/> | Producer Statements                            |
| <input type="checkbox"/> | Code Compliance issued by a building certifier |
| <input type="checkbox"/> | Electrical Certificate                         |

4. Please provide "as laid" plans:

|                          |                     |
|--------------------------|---------------------|
| <input type="checkbox"/> | Sanitary Drainage   |
| <input type="checkbox"/> | Stormwater Drainage |

SIGNED BY, OR ON BEHALF OF, THE APPLICANT(S)

*EW*

---

WAGENER STOVES "LION" LTD.  
5 ALLEN BELL DRIVE, KAITAIA  
PHONE/FAX (09) 408-2469

**Please make an Appointment for Final Inspection.**

Date: 07/07/2003

**FAR NORTH DISTRICT COUNCIL**

**NOTIFICATION OF LICENSED TRADESMEN**

(To be completed and returned to Council a minimum of 2 days prior to any work commencing.)

**Building Consent No: ABA 20031739**

**Applicant: WILLIAMS, EDWIN JOHN**

|                |                             |
|----------------|-----------------------------|
| <b>BUILDER</b> |                             |
| Name:          | WAGENER STOVES "LION" LTD.  |
| Contact:       | 5 ALLEN BELL DRIVE, KAITAIA |
| Address:       | PHONE/FAX (09) 408 2460     |
| Telephone:     | _____                       |

|                             |                                |
|-----------------------------|--------------------------------|
| <b>PROJECT AND LOCATION</b> |                                |
| Description of Work:        | INSTALL FREESTANDING FIREPLACE |
| Street Address:             | LOT 6 DP 204527 SEC 1 SO 69510 |
| Area:                       | 0.0                            |
| Valuation No:               | 00085 54100                    |

In compliance with the Plumbers, Drainlayers and Gasfitters Act 1976 and the Energy Sector Reform Act 1992, the following tradesman / men has / have been hired to carry out the work described in the above referenced Building Consent:

|                |                |
|----------------|----------------|
| <b>PLUMBER</b> |                |
| Name:          | _____          |
| Address:       | _____<br>_____ |
| Telephone:     | _____          |
| Signature      | _____          |
| Licence No:    | _____          |
| Date:          | _____          |

|                   |                |
|-------------------|----------------|
| <b>DRAINLAYER</b> |                |
| Name:             | _____          |
| Address:          | _____<br>_____ |
| Telephone:        | _____          |
| Signature         | _____          |
| Licence No:       | _____          |
| Date:             | _____          |

|                    |                |
|--------------------|----------------|
| <b>ELECTRICIAN</b> |                |
| Name:              | _____          |
| Address:           | _____<br>_____ |
| Telephone:         | _____          |
| Signature          | _____          |
| Licence No:        | _____          |
| Date:              | _____          |

|                  |                |
|------------------|----------------|
| <b>GASFITTER</b> |                |
| Name:            | _____          |
| Address:         | _____<br>_____ |
| Telephone:       | _____          |
| Signature        | _____          |
| Licence No:      | _____          |
| Date:            | _____          |

PRIORITY: TO BE PROCESSED UNDER BOTH TDP AND PDP PLANS

BUILDING CONSENT NO ABA 20031739  
TRACKING SHEET

NAME: E J & EL WILLIAMS DATE: 15-May-03  
 VAL NO: 85-541-00  
 LEGAL DESC: LOT 6 DP 204527  
 BUILDING: FREE STANDING FIREPLACE HOBSON  
 LOCATION DUNCAN ROAD KAITAIA

RESOURCE PLANNER  
 DATE: SIGNED:  
 CONDITIONS:

DEVELOPMENT ENGINEER  
 DATE: SIGNED:  
 CONDITIONS:

PLUMBING AND DRAINAGE  
 DATE: SIGNED:  
 CONDITIONS:

BUILDING INSPECTOR  
 DATE: 2/7/03 SIGNED: [Signature]  
 CONDITIONS:

OTHER:  
 DATE: SIGNED:  
 CONDITIONS:

| Enter Swimming Pool Register | BWOF / Compliance Schedule Required | NRC Septic Tank Booklet | New Sewer Connection | Number of Inspections |
|------------------------------|-------------------------------------|-------------------------|----------------------|-----------------------|
|                              |                                     |                         |                      | /                     |



# FAX

Far North District Council



**District Office:** Memorial Avenue,  
Private Bag 752  
KAIKOHE 0400  
**Website:** [www.fndc.govt.nz](http://www.fndc.govt.nz)  
**E-mail:** [ask.us@fndc.govt.nz](mailto:ask.us@fndc.govt.nz)  
**Environmental Services: Building Office**  
**Phone:** 0800 920029 **Fax:** 09 401 0987

---

**Company:** WILLIAMS EDWIN J

---

**Attention:** WAGENER STOVES

---

**Fax number:** 09 408 2469

---

**Date:** Monday, 7 July 2003

---

**Page(s) including cover page:** 2

---

**Subject:** ABA 20031739 – FREE STANDING FIREPLACE

---

**MESSAGE:**

**PLEASE FIND A COPY OF YOUR BUILDING CONSENT  
ENCLOSED, ORIGINALS IN THE POST TODAY.**

QH

*Kia ora*

*Queenie Harding*

**Building Support Officer**

DDI: 09 401 5282

Ph 0800 920 029 extn 754

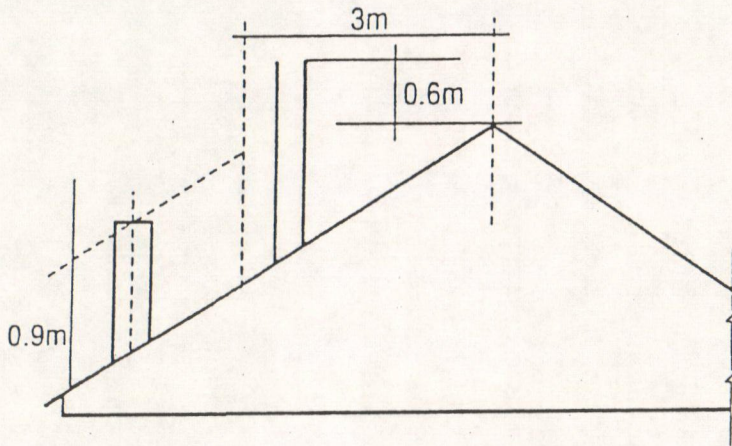
e-mail : [qth@fndc.govt.nz](mailto:qth@fndc.govt.nz)

**FNDC Website :** [fndc@govt.nz](http://fndc@govt.nz)

## Flue Installation

The Stove uses a 150mm diameter flue.

It is imperative that the connection between the flue and the flue spigot is sealed using a recommended flue sealant. If an offset is required it should be as steep as possible to enable ease of cleaning and extra flue height may be required to compensate for lack of draft.



The top of the flue system should be at least 900mm above the roof or at least 600mm higher than the obstacle or ridge within 3 metres of the flue.

A total minimum vertical flue height ABOVE the heater of 3.6 metres is normally required for adequate draft of .06" - 10" water gauge.

Joints between sections of the flue pipes are push fitted so that the upper section enters the bottom section and SEALED using a flue sealant.

Secure to prevent separation using 3 stainless steel self tapping screws or pop rivets.

The ceiling plate size is to be 340mm x 340mm with a 175mm diameter hole and is fitted with 10mm spacers off the ceiling.

Only flue systems which comply with the NZS 7421 1990 should be used.

Follow flue manufacturers instructions.

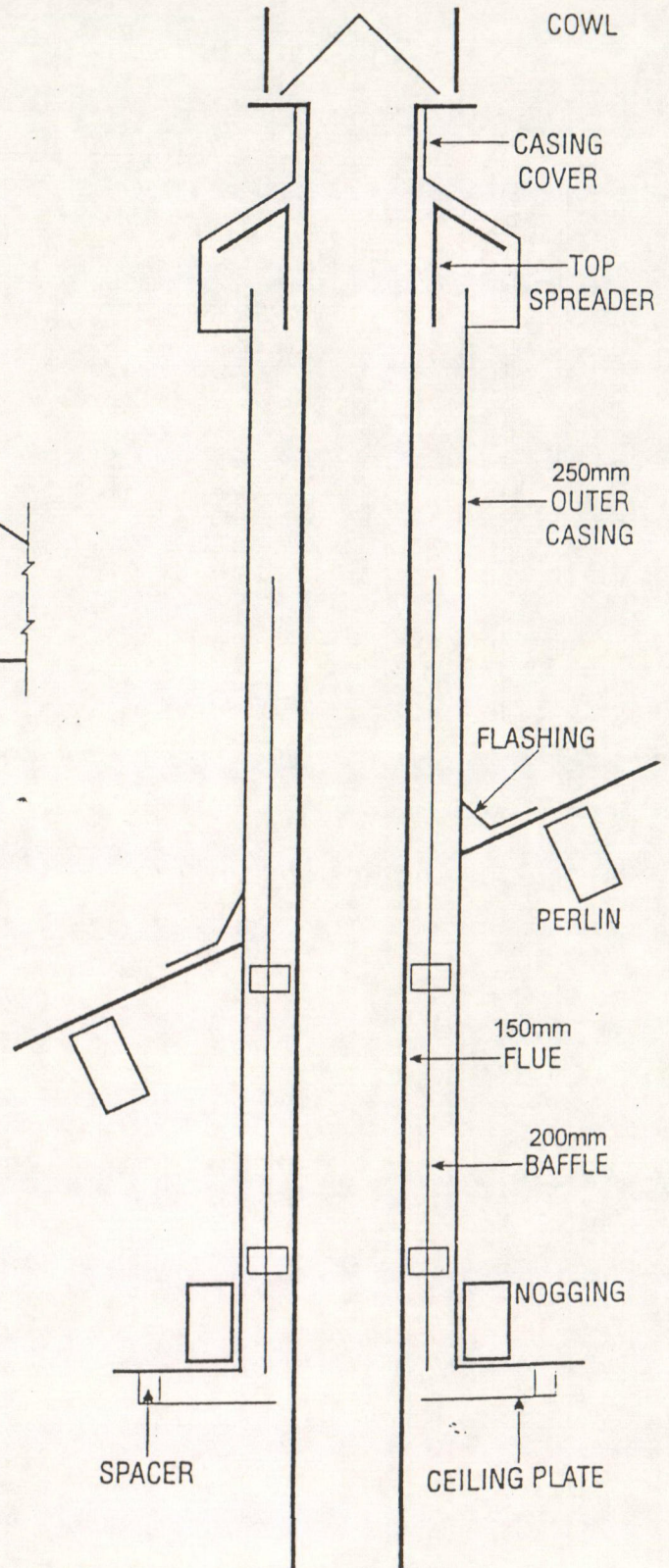


Fig 5. Combustible Wall.

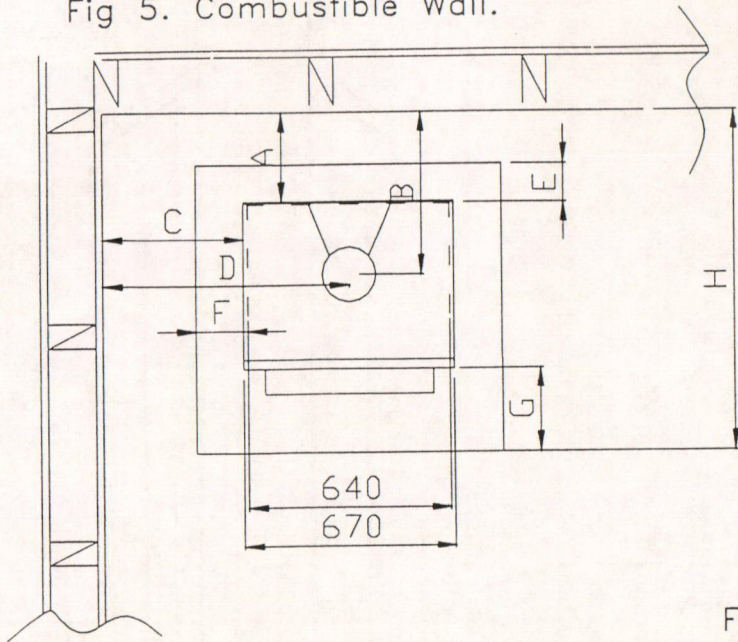
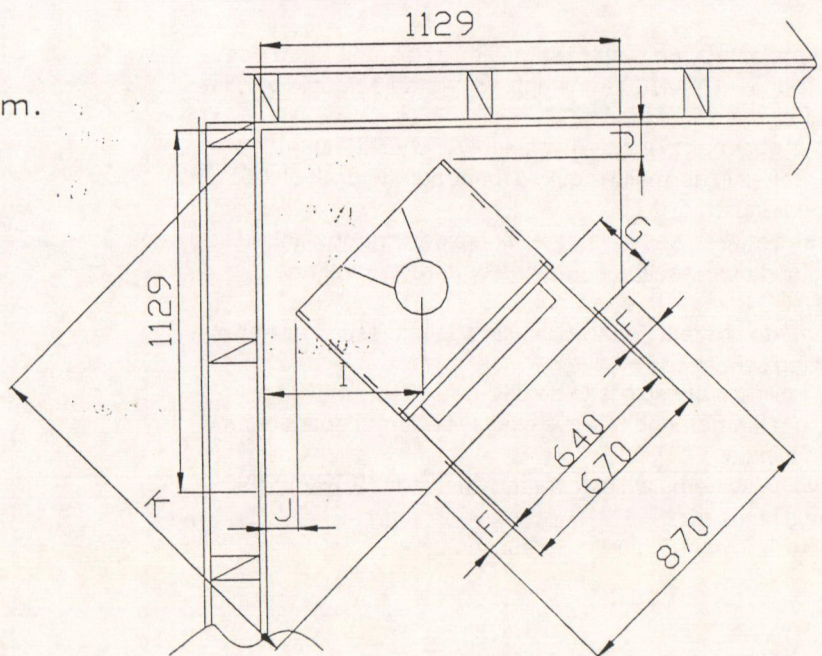


Fig 6. Combustible Wall Corner installation.



All Dimensions in mm.

## Wood Fire

### MINIMUM COMBUSTION WALL CLEARANCES WITH STANDARD FLUE GUARD

|      | A   | B   | C   | D   | E | F   | G   | H   | I   | J   | K    |
|------|-----|-----|-----|-----|---|-----|-----|-----|-----|-----|------|
| Wood | 130 | 345 | 280 | 615 | 0 | 100 | 200 | 820 | 500 | 100 | 1165 |

ABA 20031739

FORM 3A

**APPLICATION FOR BUILDING CONSENT  
FOR INSTALLATION OF SOLID FUEL HEATER**

(Section 33, Building Act 1991)

ENVIRONMENTAL

04 JUL 2003

RECEIVED

FAR NORTH DISTRICT COUNCIL

Building Consent No. \_\_\_\_\_

**APPLICANT**

Applicant's Name : ES EL Williams Telephone: \_\_\_\_\_

Mailing Address : C/- Wagon Stoves Please

Installer's Name : WAGENER STOVES "LION" LTD. Telephone : \_\_\_\_\_

Address : 5 ALLEN BELL DRIVE, KAITAIA  
PHONE/FAX (09) 408-2469

**PROJECT**

Make & Model of Heater : Jobson

Serial No. : \_\_\_\_\_

Type of Installation :  Free Standing     In-Built     Other

Type of Chimney :     Brick     Pumice     Block     Other

Water Booster :     Yes     No

Estimated Value of Heater (incl. Installation) : \$ \_\_\_\_\_

**PROJECT LOCATION**

Street Address : \_\_\_\_\_

Legal Description (as shown on Certificate of Title) : Lot 6 DP 204527

Area : \_\_\_\_\_ m<sup>2</sup>/ha    Valuation No. : 85/541/00

**PLEASE PROVIDE:**

1. Floor Plan showing location of heater.
2. Two copies of manufacturer's installation instructions

**FEE PAYABLE :**

Free Standing: \$115.00 ← Paid.

In-built: \$140.00

**PLEASE NOTE** that the installation of fuel heaters must be in accordance with the manufacturer's installation instructions and NZS 7421 1985 and are **to have seismic restraints** to comply with B1.3.3 of the Building Regulations.

SIGNED : [Signature]    DATE : 4 / 7 / 03

Receipt : \_\_\_\_\_ Amount Paid : \$ \_\_\_\_\_ Date : \_\_\_ / \_\_\_ / \_\_\_

Kaikohe Service Centre  
Memorial Avenue  
Private Bag 752  
KAIKOHE

Telephone : 0800-920-029

Fax : (09) 401-2137

BSQ  
Adette  
Queenie.

From Barry.  
Further lot of parts +  
installation.  
Cheque was cashed  
2015703. (1081 B.C.)